

---

---

**Bonded abrasive products —  
Dimensions —**

**Part 13:**

Grinding wheels for deburring and fettling  
on a vertical grinder

iTeh STANDARD PREVIEW

*Produits abrasifs agglomérés — Dimensions —*

*Partie 13: Meules pour ébarbage et ébavurage sur meuleuses portatives  
à axe vertical*

ISO 603-13:1999

<https://standards.iteh.ai/catalog/standards/sist/c2e7a65a-31ee-4c66-a208-6366eabbb6ce/iso-603-13-1999>



## Foreword

ISO (the International Organization for Standardization) is a worldwide federation of national standards bodies (ISO member bodies). The work of preparing International Standards is normally carried out through ISO technical committees. Each member body interested in a subject for which a technical committee has been established has the right to be represented on that committee. International organizations, governmental and non-governmental, in liaison with ISO, also take part in the work. ISO collaborates closely with the International Electrotechnical Commission (IEC) on all matters of electrotechnical standardization.

International Standards are drafted in accordance with the rules given in the ISO/IEC Directives, Part 3.

Draft International Standards adopted by the technical committees are circulated to the member bodies for voting. Publication as an International Standard requires approval by at least 75 % of the member bodies casting a vote.

International Standard ISO 603-13 was prepared by Technical Committee ISO/TC 29, *Small tools*, subcommittee SC 5, *Grinding wheels and abrasives*.

This first edition, together with ISO 603-1:1999 to ISO 603-12:1999 and ISO 603-14:1999 to ISO 603-16:1999, cancels and replaces ISO/R 603:1967, ISO 603-2:1981, ISO 1117:1975, ISO 2220:1972, ISO 2933:1974, ISO 3290:1976 and ISO 3921:1976 as a technical revision of these standards.

ISO 603 consists of the following parts, under the general title *Bonded abrasive products — Dimensions*:

- Part 1: Grinding wheels for external cylindrical grinding between centres
- Part 2: Grinding wheels for centreless external cylindrical grinding
- Part 3: Grinding wheels for internal cylindrical grinding
- Part 4: Grinding wheels for surface grinding/peripheral grinding
- Part 5: Grinding wheels for surface grinding/face grinding
- Part 6: Grinding wheels for tool and tool room grinding
- Part 7: Grinding wheels for manually guided grinding
- Part 8: Grinding wheels for deburring and fettling/snagging
- Part 9: Grinding wheels for high-pressure grinding
- Part 10: Stones for honing and superfinishings
- Part 11: Hand finishing sticks
- Part 12: Grinding wheels for deburring and fettling on a straight grinder

© ISO 1999

All rights reserved. Unless otherwise specified, no part of this publication may be reproduced or utilized in any form or by any means, electronic or mechanical, including photocopying and microfilm, without permission in writing from the publisher.

International Organization for Standardization  
Case postale 56 • CH-1211 Genève 20 • Switzerland  
Internet iso@iso.ch

Printed in Switzerland

- *Part 13: Grinding wheels for deburring and fettling on a vertical grinder*
- *Part 14: Grinding wheels for deburring and fettling/snagging on an angle grinder*
- *Part 15: Grinding wheels for cutting-off on stationary or mobile cutting-off machines*
- *Part 16: Grinding wheels for cutting-off on hand held power tools*

## iTeh STANDARD PREVIEW (standards.iteh.ai)

ISO 603-13:1999

<https://standards.iteh.ai/catalog/standards/sist/c2e7a65a-31ee-4c66-a208-6366eabbb6ce/iso-603-13-1999>

## **iTeh STANDARD PREVIEW** **(standards.iteh.ai)**

ISO 603-13:1999

<https://standards.iteh.ai/catalog/standards/sist/c2e7a65a-31ee-4c66-a208-6366eabbb6ce/iso-603-13-1999>

# Bonded abrasive products — Dimensions —

## Part 13:

## Grinding wheels for deburring and fettling on a vertical grinder

### 1 Scope

This part of ISO 603 specifies the nominal dimensions, in millimeters, of:

- Type 6: Straight cup wheel
- Type 35: Cemented or clamped disc wheel
- Type 36: Disc wheel with inserted nuts

These bonded abrasive products are intended to be used for deburring and fettling of any surface of a workpiece using hand-held grinding machines (vertical grinder). The workpiece is fixed, the grinding machine is guided by hand.

### 2 Normative references

The following normative documents contain provisions which, through reference in this text, constitute provisions of this part of ISO 603. For dated references, subsequent amendments to, or revisions of, any of these publications do not apply. However, parties to agreements based on this part of ISO 603 are encouraged to investigate the possibility of applying the most recent editions of the normative documents indicated below. For undated references, the latest edition of the normative document referred to applies. Members of ISO and IEC maintain registers of currently valid International Standards.

ISO 525:1999, *Bonded abrasive products — General requirements*.

ISO 6103:1999, *Bonded abrasive products — Static balancing of grinding wheels — Testing*.

ISO 13942:—<sup>1)</sup> *Bonded abrasive products — Limit deviations and run-out tolerances*.

---

<sup>1)</sup> To be published.

### 3 Dimensions

#### 3.1 Type 6: Straight cup wheel

See Figure 1 and Table 1.

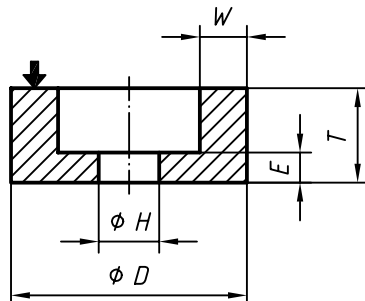


Figure 1 — Type 6

Table 1 — Dimensions of Type 6

$D$	$T$	$H$	$W$	$E$ min.
100	50	20	20	16
125		20 32	25	
150		20 32	40	

<https://standards.itech.ai/catalog/standards/sist/c2e7a65a-31ee-4c66-a208-056500000000/iso-603-13-1999>

#### 3.2 Type 35: Cemented or clamped disc wheel

See Figure 2 and Table 2.

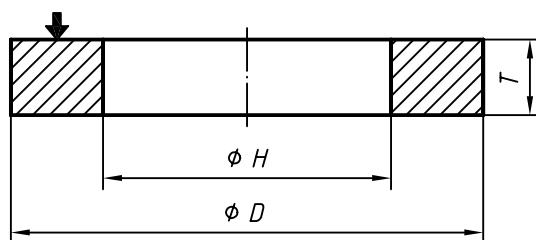


Figure 2 — Type 35

Table 2 — Dimensions of Type 35

$D$	$T$	$H$ max.
200	50	127
250		152,4

### 3.3 Type 36: Disc wheel with inserted nuts

See Figure 3 and Table 3.

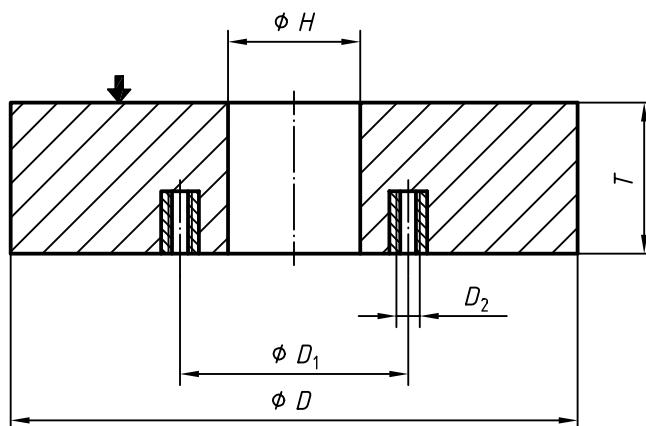


Figure 3 — Type 36

Table 3 — Dimensions of Type 36

$D$	$T$		$H$ max.	$D_1$	Insert layout Number of holes	$D_2$
125	63	—	25	75	4 at 90°	M10
150			50	100		
200	63	80	100	150	6 at 60°	
250			150	200		

## 4 Designation

A complete designation of a bonded abrasive product in accordance with this part of ISO 603 shall be consist of the following information:

- designation of the bonded abrasives, e.g. "Straight cup wheel";
- reference of this part of ISO 603;
- type (shape);
- dimensions;
- specifications of an internal nature;
- the maximum operating speed.

In accordance with ISO 525  
and this part of ISO 603

### EXAMPLE

A straight cup wheel for deburring and fettling on a vertical grinder, Type 6,  $D = 125$  mm,  $T = 50$  mm,  $H = 32$  mm,  $W = 25$  mm,  $E = 16$  mm, nature of abrasive C, grain size 24, grade P, structure 5, nature of bond B and a maximum operating speed of 50 m/s is designated as follows:

**Straight cup wheel ISO 603-13 - 6 - 125 × 50 × 32/25/16 - C 24 P5B - 50 m/s**

## 5 Specifications

The specifications are left to the manufacture's discretion, see ISO 525.

### 5.1 Tolerances

Limit deviations and run-out tolerances in accordance with ISO 13942.

### 5.2 Balancing

Balancing is in accordance with ISO 6103.

### 5.3 Marking

Marking of bonded abrasive products is in accordance with ISO 525.

**iTeh STANDARD PREVIEW**  
**(standards.iteh.ai)**

ISO 603-13:1999

<https://standards.iteh.ai/catalog/standards/sist/c2e7a65a-31ee-4c66-a208-6366eabbb6ce/iso-603-13-1999>



## Bibliography

- [1] ISO 8486-1, *Bonded abrasives — Determination and designation of grain size distribution — Part 1: Macrogrits F4 to F220*.
- [2] ISO 8486-2, *Bonded abrasives — Determination and designation of grain size distribution — Part 2: Microgrits F230 to F1200*.

**iTeh STANDARD PREVIEW**  
**(standards.iteh.ai)**

ISO 603-13:1999

<https://standards.iteh.ai/catalog/standards/sist/c2e7a65a-31ee-4c66-a208-6366eabbb6ce/iso-603-13-1999>