

INTERNATIONAL STANDARD



Piezoelectric sensors – iTeh Standards
Part 2: Chemical and biochemical sensors
(<https://standards.iteh.ai>)
Document Preview

IEC 63041-2:2017

<https://standards.iteh.ai/catalog/standards/iec/5b02afaf-c2e3-441c-a619-b5222b7f7f68/iec-63041-2-2017>



THIS PUBLICATION IS COPYRIGHT PROTECTED

Copyright © 2017 IEC, Geneva, Switzerland

All rights reserved. Unless otherwise specified, no part of this publication may be reproduced or utilized in any form or by any means, electronic or mechanical, including photocopying and microfilm, without permission in writing from either IEC or IEC's member National Committee in the country of the requester. If you have any questions about IEC copyright or have an enquiry about obtaining additional rights to this publication, please contact the address below or your local IEC member National Committee for further information.

IEC Central Office
3, rue de Varembe
CH-1211 Geneva 20
Switzerland

Tel.: +41 22 919 02 11
Fax: +41 22 919 03 00
info@iec.ch
www.iec.ch

About the IEC

The International Electrotechnical Commission (IEC) is the leading global organization that prepares and publishes International Standards for all electrical, electronic and related technologies.

About IEC publications

The technical content of IEC publications is kept under constant review by the IEC. Please make sure that you have the latest edition, a corrigenda or an amendment might have been published.

IEC Catalogue - webstore.iec.ch/catalogue

The stand-alone application for consulting the entire bibliographical information on IEC International Standards, Technical Specifications, Technical Reports and other documents. Available for PC, Mac OS, Android Tablets and iPad.

IEC publications search - www.iec.ch/searchpub

The advanced search enables to find IEC publications by a variety of criteria (reference number, text, technical committee,...). It also gives information on projects, replaced and withdrawn publications.

IEC Just Published - webstore.iec.ch/justpublished

Stay up to date on all new IEC publications. Just Published details all new publications released. Available online and also once a month by email.

Electropedia - www.electropedia.org

The world's leading online dictionary of electronic and electrical terms containing 20 000 terms and definitions in English and French, with equivalent terms in 16 additional languages. Also known as the International Electrotechnical Vocabulary (IEV) online.

IEC Glossary - std.iec.ch/glossary

65 000 electrotechnical terminology entries in English and French extracted from the Terms and Definitions clause of IEC publications issued since 2002. Some entries have been collected from earlier publications of IEC TC 37, 77, 86 and CISPR.

IEC Customer Service Centre - webstore.iec.ch/csc

If you wish to give us your feedback on this publication or need further assistance, please contact the Customer Service Centre: csc@iec.ch.

[IEC 63041-2:2017](https://standards.iteh.ai/catalog/standards/iec/5b02afaf-c2e3-441c-a619-b5222b717f68/iec-63041-2-2017)

<https://standards.iteh.ai/catalog/standards/iec/5b02afaf-c2e3-441c-a619-b5222b717f68/iec-63041-2-2017>

INTERNATIONAL STANDARD



Piezoelectric sensors – iTeh Standards
Part 2: Chemical and biochemical sensors
(<https://standards.itih.ai>)
Document Preview

[IEC 63041-2:2017](#)

<https://standards.itih.ai/catalog/standards/iec/5b02afaf-c2e3-441c-a619-b5222b7f7f68/iec-63041-2-2017>

INTERNATIONAL
ELECTROTECHNICAL
COMMISSION

ICS 31.140

ISBN 978-2-8322-5144-7

Warning! Make sure that you obtained this publication from an authorized distributor.

CONTENTS

FOREWORD.....	3
1 Scope.....	5
2 Normative references	5
3 Terms and definitions	5
3.1 General.....	5
3.2 Types of chemical and biochemical sensors.....	6
4 Specifications	6
4.1 General.....	6
4.2 Conceptual diagram of BAW sensor elements and cells	6
4.3 Conceptual diagram of SAW sensor elements and cells	6
4.4 Key points of specifications.....	7
4.4.1 General	7
4.4.2 Interface layer	7
4.4.3 Sensitive or receptive layer (target recognition material).....	7
4.4.4 Nonspecific and unselective reactions	8
4.5 Improved sensor performance.....	8
4.6 Technical documents	8
5 Delivery conditions	8
6 Quality and reliability	8
7 Test and measurement procedures.....	8
Annex A (informative) Chemical reaction in sensor cells	9
A.1 Reference values before and after reaction.....	9
A.2 Typical formulae	10
A.2.1 General	10
A.2.2 BAW (AT-cut QCM)	10
A.2.3 SAW	11
A.3 Calibration	14
Bibliography.....	15

Figure 1 – Conceptual diagram for chemical and biochemical sensor elements and cells of BAW resonator type (side view)	6
Figure 2 – Conceptual diagram for chemical and biochemical sensor elements and cells of SAW resonator type (side view)	7
Figure 3 – Conceptual diagram for chemical and biochemical sensor elements and cells of SAW delay-line type (top view)	7
Figure 4 – Conceptual diagram for SAW chemical and biochemical sensor elements and cells with three-layer reaction region on a propagation surface (side view).....	8
Figure A.1 – Frequency-time characteristics	9
Figure A.2 – Conceptual resonance response of an SAW sensor cell.....	10

INTERNATIONAL ELECTROTECHNICAL COMMISSION

PIEZOELECTRIC SENSORS –

Part 2: Chemical and biochemical sensors

FOREWORD

- 1) The International Electrotechnical Commission (IEC) is a worldwide organization for standardization comprising all national electrotechnical committees (IEC National Committees). The object of IEC is to promote international co-operation on all questions concerning standardization in the electrical and electronic fields. To this end and in addition to other activities, IEC publishes International Standards, Technical Specifications, Technical Reports, Publicly Available Specifications (PAS) and Guides (hereafter referred to as "IEC Publication(s)"). Their preparation is entrusted to technical committees; any IEC National Committee interested in the subject dealt with may participate in this preparatory work. International, governmental and non-governmental organizations liaising with the IEC also participate in this preparation. IEC collaborates closely with the International Organization for Standardization (ISO) in accordance with conditions determined by agreement between the two organizations.
- 2) The formal decisions or agreements of IEC on technical matters express, as nearly as possible, an international consensus of opinion on the relevant subjects since each technical committee has representation from all interested IEC National Committees.
- 3) IEC Publications have the form of recommendations for international use and are accepted by IEC National Committees in that sense. While all reasonable efforts are made to ensure that the technical content of IEC Publications is accurate, IEC cannot be held responsible for the way in which they are used or for any misinterpretation by any end user.
- 4) In order to promote international uniformity, IEC National Committees undertake to apply IEC Publications transparently to the maximum extent possible in their national and regional publications. Any divergence between any IEC Publication and the corresponding national or regional publication shall be clearly indicated in the latter.
- 5) IEC itself does not provide any attestation of conformity. Independent certification bodies provide conformity assessment services and, in some areas, access to IEC marks of conformity. IEC is not responsible for any services carried out by independent certification bodies.
- 6) All users should ensure that they have the latest edition of this publication.
- 7) No liability shall attach to IEC or its directors, employees, servants or agents including individual experts and members of its technical committees and IEC National Committees for any personal injury, property damage or other damage of any nature whatsoever, whether direct or indirect, or for costs (including legal fees) and expenses arising out of the publication, use of, or reliance upon, this IEC Publication or any other IEC Publications.
- 8) Attention is drawn to the Normative references cited in this publication. Use of the referenced publications is indispensable for the correct application of this publication.
- 9) Attention is drawn to the possibility that some of the elements of this IEC Publication may be the subject of patent rights. IEC shall not be held responsible for identifying any or all such patent rights.

International Standard IEC 63041-2 has been prepared by IEC technical committee TC 49: Piezoelectric, dielectric and electrostatic devices and associated materials for frequency control, selection and detection.

The text of this International Standard is based on the following documents:

CDV	Report on voting
49/1221/CDV	49/1250/RVC

Full information on the voting for the approval of this International Standard can be found in the report on voting indicated in the above table.

This document has been drafted in accordance with the ISO/IEC Directives, Part 2.

A list of all parts in the IEC 63041 series, published under the general title *Piezoelectric sensors*, can be found on the IEC website.

The committee has decided that the contents of this publication will remain unchanged until the stability date indicated on the IEC website under "<http://webstore.iec.ch>" in the data related to the specific publication. At this date, the publication will be

- reconfirmed,
- withdrawn,
- replaced by a revised edition, or
- amended.

A bilingual version of this publication may be issued at a later date.

IMPORTANT – The 'colour inside' logo on the cover page of this publication indicates that it contains colours which are considered to be useful for the correct understanding of its contents. Users should therefore print this document using a colour printer.

iTeh Standards
(<https://standards.iteh.ai>)
Document Preview

[IEC 63041-2:2017](#)

<https://standards.iteh.ai/catalog/standards/iec/5b02afaf-c2e3-441c-a619-b5222b7f7f68/iec-63041-2-2017>

PIEZOELECTRIC SENSORS –

Part 2: Chemical and biochemical sensors

1 Scope

This part of IEC 63041 is applicable to piezoelectric chemical sensors mainly used in the field of biological, medical, gas and environmental sciences. It provides users with technical guidelines on biochemical sensors as well as basic knowledge of common chemical sensors.

2 Normative references

The following documents are referred to in the text in such a way that some or all of their content constitutes requirements of this document. For dated references, only the edition cited applies. For undated references, the latest edition of the referenced document (including any amendments) applies.

IEC 60027 (all parts), *Letter symbols to be used in electrical technology*

IEC 60050-561:-2014, *International Electrotechnical Vocabulary – Part 561: Piezoelectric, dielectric and electrostatic devices and associated materials for frequency control, selection and detection*

IEC 60617, *Graphical symbols for diagrams*, available at <http://std.iec.ch/iec60617>

IEC 63041-1, *Piezoelectric sensors – Part 1: Generic specifications*

ISO 80000-1:2009, *Quantities and units – Part 1: General*

3 Terms and definitions

3.1 General

For the purpose of this document, the following terms and definitions apply.

ISO and IEC maintain terminological databases for use in standardization at the following addresses;

- IEC Electropedia: available at <http://www.electropedia.org/>
- ISO Online browsing platform: available at <http://www.iso.org/obp>

Units, letter symbols and terminology shall, wherever possible, be taken from the following standards: IEC 60027, IEC 60050-561, IEC 60617, IEC 63041-1, and ISO 80000-1.

NOTE 1 In the market of chemical and biochemical sensors, the terms related in fields such as chemistry, biochemistry, healthcare, etc. are widely used.

NOTE 2 Piezoelectric sensors covered herein are those used for the detection and measurement of either chemical substance in the gas phase or biological molecules in aqueous media.

3.2 Types of chemical and biochemical sensors

3.2.1

piezoelectric chemical sensor element

piezoelectric sensor component including a sensitive layer (target recognition material), which is necessary for the practical measurement of simple non-biological molecules in quantity, and which works and detects chemical substances mainly in the gas phase

Note 1 to entry: For example, there are odour sensors, vapour sensors, smoke sensors, etc.

[SOURCE: IEC 63041-1:2017, 3.3.1, modified – Note 1 to entry has been added.]

3.2.2

piezoelectric biochemical sensor element

piezoelectric sensor component including a receptive layer (target recognition material), which is necessary for the practical measurement of complex biological molecules in quantity, and which works mainly in aqueous media and detects biomolecules therein

[SOURCE: IEC 63041-1:2017, 3.3.2]

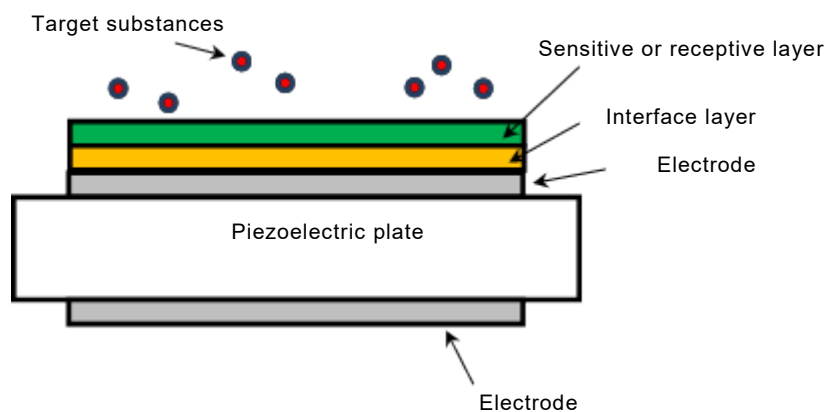
4 Specifications

4.1 General

Chemical and biochemical sensors are used in various applications, for example, in the detection of target molecules/substances, the detection of growth, decrease, differentiation and cohesion in cells, the detection of adsorption or absorption, the confirmation of the competition reaction, etc. Concepts and specifications for chemical and biochemical sensors are shown in detail in 4.2 to 4.5.

4.2 Conceptual diagram of BAW sensor elements and cells

Figure 1 shows the practical conceptual diagram for a bulk acoustic wave (BAW) sensor element. In the figure, mounting stages and enclosures are omitted.

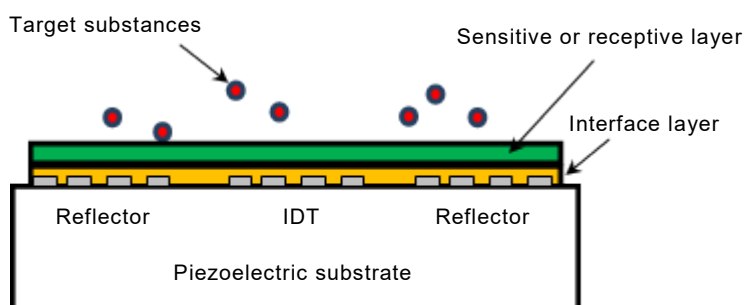


IEC

Figure 1 – Conceptual diagram for chemical and biochemical sensor elements and cells of BAW resonator type (side view)

4.3 Conceptual diagram of SAW sensor elements and cells

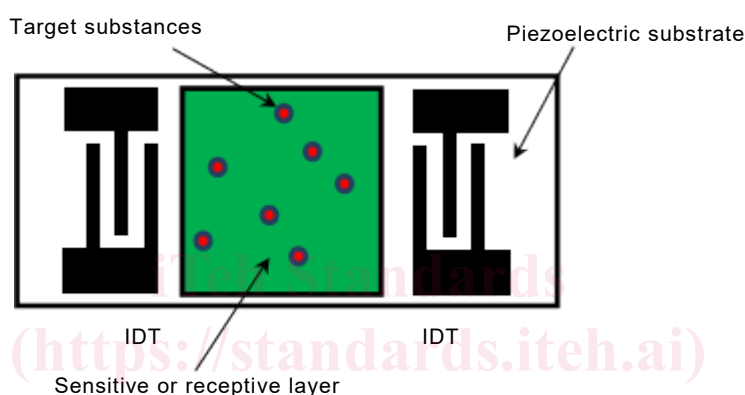
Figures 2 and 3 show the practical conceptual diagrams for two kinds of sensor elements and cells, respectively, of surface acoustic wave (SAW) resonator and delay-line types. In the figures, mounting stages and enclosures are omitted.



IEC

Figure 2 – Conceptual diagram for chemical and biochemical sensor elements and cells of SAW resonator type (side view)

NOTE Reflector and interdigital transducer (IDT) are defined in IEC 61019-1:2004.



IEC

Figure 3 – Conceptual diagram for chemical and biochemical sensor elements and cells of SAW delay-line type (top view)

<https://standards.iteh.ai/catalog/standards/iec/5b02afa-fc2e3-441c-a619-b5222b7f7f68/iec-63041-2-2017>

4.4 Key points of specifications

4.4.1 General

Key points of the specification are identified in Clause 5 of IEC 63041-1:2017. In addition, the items specified in 4.4.2 to 4.4.4 should clearly be defined.

4.4.2 Interface layer

As can be seen in Figures 1 and 2, an interface layer is formed to increase the adhesion of the sensitive or receptive layer to the electrode/substrate.

4.4.3 Sensitive or receptive layer (target recognition material)

A sensitive layer employed in chemical sensor applications or a receptive layer employed in biochemical sensor applications should properly be selected for specific target molecules/substances.

For BAW resonator type sensor elements and cells, the sensitive or receptive layer is formed on the electrode of one surface (see Figure 1), whereas it is formed on the SAW propagation surface of SAW resonator and delay-line type sensor elements and cells (see Figures 2 and 3).

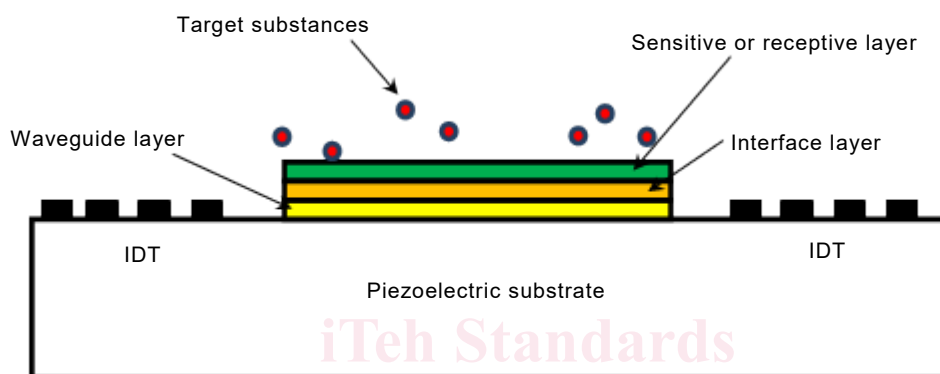
4.4.4 Nonspecific and unselective reactions

For chemical and biochemical sensor elements and cells, sensitive or receptive layers and solvents should be selected so that nonspecific and unselective reactions may be minimized in conjunction with target molecules/substances.

4.5 Improved sensor performance

In some situations, an acoustic waveguide layer is formed to increase the sensitivity of SAW delay-line type chemical and biochemical sensor elements and cells.

Figure 4 shows the conceptual diagram of shear horizontal (SH)-SAW delay-line type chemical and biochemical sensor elements and cells, where the material for the interface layer, acoustic waveguide layer and the like should be defined in the contract.



IEC

Figure 4 – Conceptual diagram for SAW chemical and biochemical sensor elements and cells with three-layer reaction region on a propagation surface (side view)

4.6 Technical documents

The following 1) and 2) should clearly be defined in the specifications in the contract to be concluded between the manufacturer and customers.

- 1) When a term other than a) to d) shown below is used.
 - a) Limit of detection: the minimum amount or concentration detectable by sensor cells.
 - b) Limit of quantitation: the minimum amount or concentration detectable by sensor modules.
 - c) Maximum limit of determination: the maximum analyte amount or concentration on which quantitative analysis can be performed, also called the “maximum limit of quantitation”.
 - d) Sensitivity: the dependence of the output of sensor elements and cells upon the detected amount or concentration, i.e., the slope of a calibration curve.
- 2) Setting of reliability interval.

5 Delivery conditions

See Clause 7 of IEC 63041-1:2017.

6 Quality and reliability

See Clause 8 of IEC 63041-1:2017.

7 Test and measurement procedures

See Clause 9, and Annexes A and B of IEC 63041-1:2017.