

# TECHNICAL REPORT



## AMENDMENT 2

High-voltage direct current (HVDC) power transmission using voltage sourced converters (VSC)

(standards.iteh.ai)

[IEC TR 62543:2011/AMD2:2017](https://standards.iteh.ai/catalog/standards/sist/8e04a6e3-6e17-467a-8c28-416358928075/iec-tr-62543-2011-amd2-2017)

<https://standards.iteh.ai/catalog/standards/sist/8e04a6e3-6e17-467a-8c28-416358928075/iec-tr-62543-2011-amd2-2017>



**THIS PUBLICATION IS COPYRIGHT PROTECTED**  
**Copyright © 2017 IEC, Geneva, Switzerland**

All rights reserved. Unless otherwise specified, no part of this publication may be reproduced or utilized in any form or by any means, electronic or mechanical, including photocopying and microfilm, without permission in writing from either IEC or IEC's member National Committee in the country of the requester. If you have any questions about IEC copyright or have an enquiry about obtaining additional rights to this publication, please contact the address below or your local IEC member National Committee for further information.

IEC Central Office  
3, rue de Varembe  
CH-1211 Geneva 20  
Switzerland

Tel.: +41 22 919 02 11  
Fax: +41 22 919 03 00  
[info@iec.ch](mailto:info@iec.ch)  
[www.iec.ch](http://www.iec.ch)

**About the IEC**

The International Electrotechnical Commission (IEC) is the leading global organization that prepares and publishes International Standards for all electrical, electronic and related technologies.

**About IEC publications**

The technical content of IEC publications is kept under constant review by the IEC. Please make sure that you have the latest edition, a corrigenda or an amendment might have been published.

**IEC Catalogue - [webstore.iec.ch/catalogue](http://webstore.iec.ch/catalogue)**

The stand-alone application for consulting the entire bibliographical information on IEC International Standards, Technical Specifications, Technical Reports and other documents. Available for PC, Mac OS, Android Tablets and iPad.

**Electropedia - [www.electropedia.org](http://www.electropedia.org)**

The world's leading online dictionary of electronic and electrical terms containing 20 000 terms and definitions in English and French, with equivalent terms in 16 additional languages. Also known as the International Electrotechnical Vocabulary (IEV) online.

**IEC publications search - [www.iec.ch/searchpub](http://www.iec.ch/searchpub)**

The advanced search enables to find IEC publications by a variety of criteria (reference number, text, technical committee,...). It also gives information on projects, replaced and withdrawn publications.

**IEC Glossary - [std.iec.ch/glossary](http://std.iec.ch/glossary)**

65 000 electrotechnical terminology entries in English and French extracted from the Terms and Definitions clause of IEC publications issued since 2002. Some entries have been collected from earlier publications of IEC TC 37, 77, 86 and CISPR.

**IEC Just Published - [webstore.iec.ch/justpublished](http://webstore.iec.ch/justpublished)**

Stay up to date on all new IEC publications. Just Published details all new publications released. Available online and also once a month by email.

**IEC Customer Service Centre - [webstore.iec.ch/csc](http://webstore.iec.ch/csc)**

If you wish to give us your feedback on this publication or need further assistance, please contact the Customer Service Centre: [csc@iec.ch](mailto:csc@iec.ch)

IEC TR 62543-2017/AMD1:2017  
INTERNATIONAL STANDARD PREVIEW  
(standards.iteh.ai)  
<https://standards.iteh.ai/catalog/standards/iec/416358928075/iec-tr-62543-2017-amd1-2017>

# TECHNICAL REPORT



AMENDMENT 2

High-voltage direct current (HVDC) power transmission using voltage sourced converters (VSC)  
**STANDARD PREVIEW**  
**(standards.iteh.ai)**

[IEC TR 62543:2011/AMD2:2017](https://standards.iteh.ai/catalog/standards/sist/8e04a6e3-6e17-467a-8c28-416358928075/iec-tr-62543-2011-amd2-2017)

<https://standards.iteh.ai/catalog/standards/sist/8e04a6e3-6e17-467a-8c28-416358928075/iec-tr-62543-2011-amd2-2017>

INTERNATIONAL  
ELECTROTECHNICAL  
COMMISSION

ICS 29.200; 29.240.99

ISBN 978-2-8322-4350-3

**Warning! Make sure that you obtained this publication from an authorized distributor.**

## FOREWORD

This amendment has been prepared by subcommittee 22F: Power electronics for electrical transmission and distribution systems, of IEC technical committee 22: Power electronic systems and equipment.

The text of this amendment is based on the following documents:

DTR	Report on voting
22F/440/DTR	22F/450/RVDTR

Full information on the voting for the approval of this amendment can be found in the report on voting indicated in the above table.

The committee has decided that the contents of this amendment and the base publication will remain unchanged until the stability date indicated on the IEC website under "http://webstore.iec.ch" in the data related to the specific publication. At this date, the publication will be

- reconfirmed,
- withdrawn,
- replaced by a revised edition, or
- amended.

ITeH STANDARD PREVIEW  
(standards.iteh.ai)

**IMPORTANT – The “colour inside” logo on the cover page of this publication indicates that it contains colours which are considered to be useful for the correct understanding of its contents. Users should therefore print this publication using a colour printer.**

A bilingual version of this publication may be issued at a later date.

## 2 Normative references

*Replace the existing reference "IEC 60633, Terminology for high-voltage direct-current (HVDC) transmission" by the following new reference: "IEC 62747, Terminology for voltage-sourced converters (VSC) for high-voltage direct current (HVDC) systems".*

*Add the following new references:*

IEC 62501, *Voltage sourced converter (VSC) valves for high-voltage direct current (HVDC) power transmission – Electrical testing*

IEC 62751 (all parts), *Power losses in voltage sourced converter (VSC) valves for high voltage direct current (HVDC) systems*

### 3 Terms and definitions

Replace the existing sentence by the following new sentence:

For the purposes of this document, the terms and definitions given in IEC 62747, IEC 62501 and the following apply.

#### 3.1 General

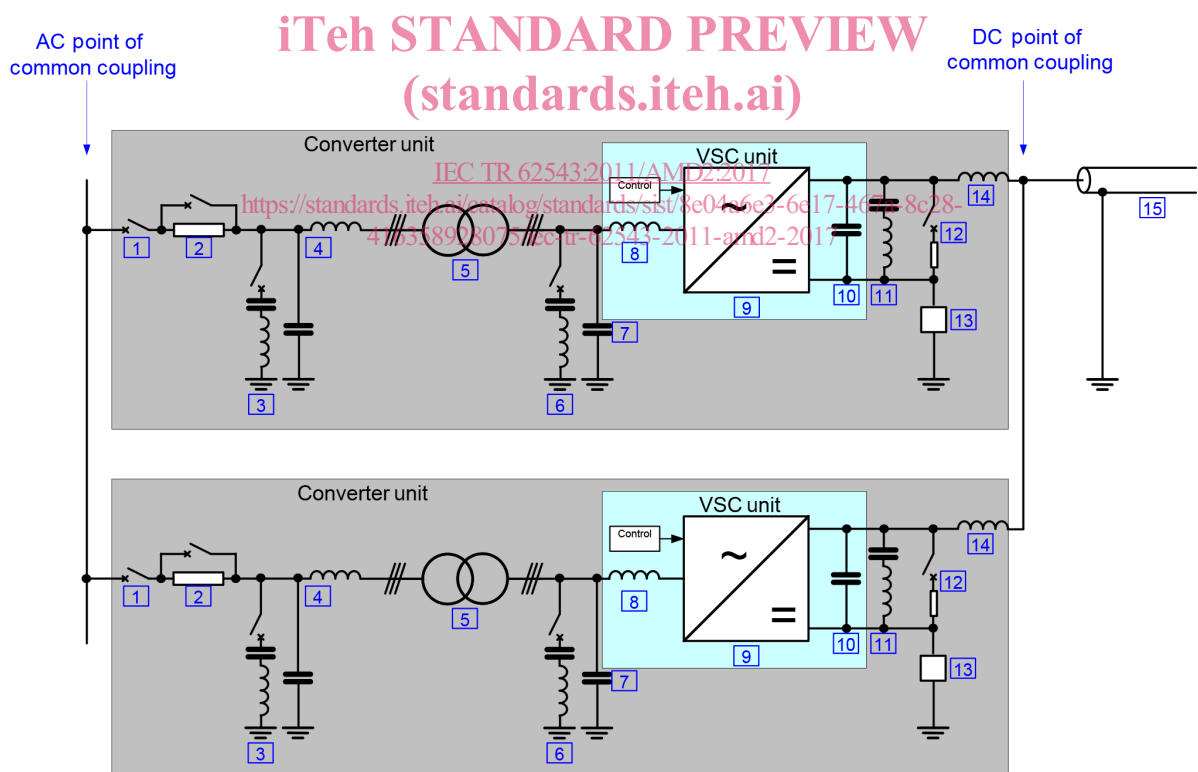
Insert the following text just after the title of 3.1:

Basic terms and definitions for voltage sourced converters used for HVDC transmission are given in IEC 62747. Terminology on electrical testing of VSC valves for HVDC transmission is given in IEC 62501.

Delete the first paragraph of the note. Change the second paragraph of the note into normal paragraph text.

**Figure 1 – Major components that may be found in a VSC substation**

Replace the existing figure and its footnotes modified by IEC TR 62543:2011/AMD1:2013 by the following new figure and footnotes:



IEC

- |       |  |    |  |
|-------|--|----|--|
| 1     | circuit breaker                                    | 9  | VSC unit <sup>3)</sup>                       |
| 2     | pre-Insertion Resistor                             | 10 | VSC d.c. capacitor <sup>4)</sup>             |
| 3     | line side harmonic filter <sup>1)</sup>            | 11 | d.c. harmonic filter <sup>1)</sup>           |
| 4     | line side high frequency filter <sup>6)</sup>      | 12 | dynamic braking system <sup>7)</sup>         |
| 5     | interface transformer                              | 13 | neutral point grounding branch <sup>5)</sup> |
| 6     | converter side harmonic filter <sup>1)</sup>       | 14 | d.c. reactor <sup>8)</sup>                   |
| 7 + 8 | converter side high frequency filter <sup>2)</sup> | 15 | d.c. cable or overhead transmission line     |
| 8     | phase reactor <sup>2)</sup>                        |    |  |

- 1) In some designs of VSC based on "controllable voltage source" valves, the harmonic filters may not be required.
- 2) In some designs of VSC, the phase reactor may fulfill part of the function of the converter-side high frequency filter.
- 3) In some VSC topologies, each valve of the VSC unit may include a "valve reactor", which may be built into the valve or provided as a separate component.
- 4) In some designs of VSC, the VSC d.c. capacitor may be partly or entirely distributed amongst the three phase units of the VSC Unit, where it is referred to as the d.c. submodule capacitors.
- 5) The philosophy and location of the neutral point grounding branch may be different depending on the design of the VSC unit.
- 6) In some designs of VSC, the interface transformer may fulfill part of the function of the line-side high frequency filter.
- 7) Optional.
- 8) Optional, if phase reactors are located on the d.c. side of the converter.

### 3.3 Power semiconductor terms

*Delete the existing sub-clause, modified by IEC TR 62543:2011/AMD1:2013, including its title.*

### 3.4 VSC topologies

*Delete the existing sub-clause, modified by IEC TR 62543:2011/AMD1:2013, including its title.*

### 3.5 VSC transmission

*Delete items 3.5.1 to 3.5.3, 3.5.5, 3.5.7 and 3.5.9 modified by IEC TR 62543:2011/AMD1:2013.*

### 3.6 Operating states

*Delete the existing sub-clause, modified by IEC TR 62543:2011/AMD1:2013, including its title.*

### 3.10 Insulation co-ordination terms

*Delete the existing sub-clause, including its title.*

#### 4.1.2.1 General

*Replace, in the last paragraph, the first sentence by the following new sentence:*

The active and reactive power are related to the AC voltages  $U_L$  and  $U_{conv}$  of the AC system and converter respectively, the reactance  $X$  between these voltages and the phase angle  $\delta$  between them, according to the following:

$$P = \frac{U_L \times U_{conv} \times \sin \delta}{X}$$

$$Q = \frac{U_L \times (U_L - U_{conv} \times \cos \delta)}{X}$$

*Move the second and third sentences of the last paragraph on a new line to become a fourth paragraph.*

#### 4.1.3 Operating principles of a VSC transmission scheme


*Add, at the beginning of the first sentence of the last paragraph, the words "For example,".*

**4.1.4 Applications of VSC transmission**

Add, at the beginning of the first sentence of the third bullet point of the subclause, the words "In most cases,".

**Figure 7 – VSC transmission with an asymmetrical monopole with metallic return**

Replace the existing figure by the following new figure:



**Figure 8 – VSC transmission with an asymmetrical monopole with earth return**

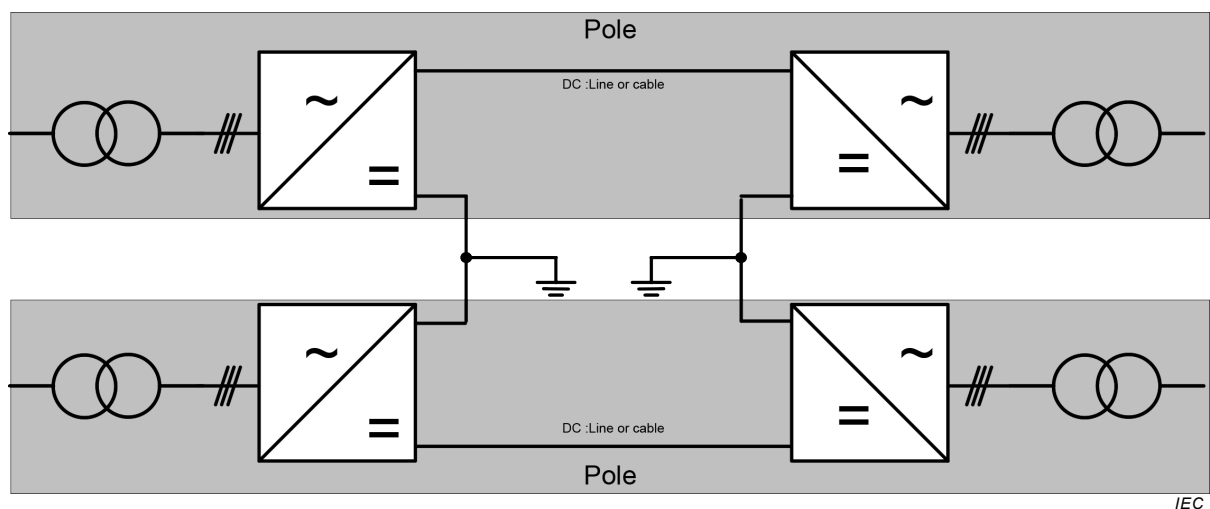
Replace the existing figure by the following new figure:



**Figure 9 – VSC transmission in bipolar configuration**

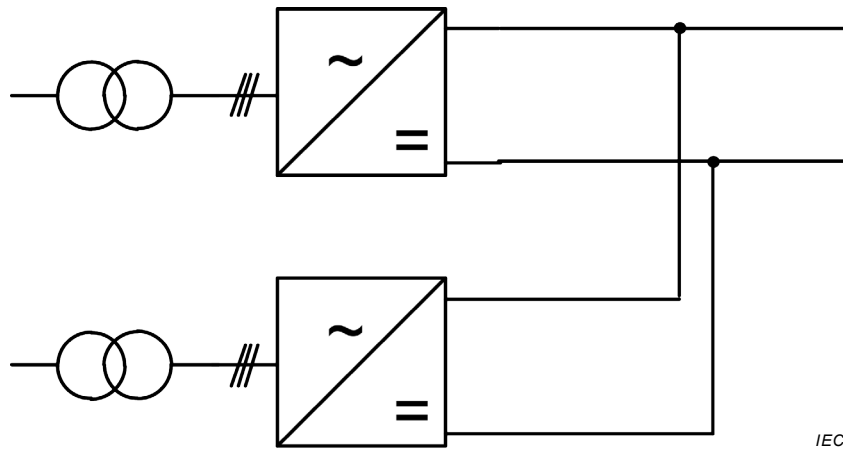
IEC TR 62543:2011/AMD2:2017  
<https://standards.iteh.ai/catalog/standards/sis/6c04a6e3-6e17-467a-8c28-416358928075/iec-tr-62543-2011-amd2-2017>

Replace the existing figure by the following new figure:



**Figure 10 – Parallel connection of two converter units**

Replace the existing figure by the following new figure:



IEC

### 5.3.2 MMC topology with VSC levels in half-bridge topology

Replace, in the first paragraph, the three occurrences of the word "module" by "submodule".

### 5.4.4 Diode requirements

Replace, in the first sentence of the first paragraph, the words "the MMC with half-topology" by "the MMC with half-bridge topology".

### 5.4.5 Additional design details

Replace the last existing paragraph by the following new paragraph:

<https://standards.iteh.ai/catalog/standards/sist/8e04a6e3-6e17-467a-8c28-3c33776c1612/iec-tr-62543-2011-amd2-2017>

Converter topologies with VSC valves of the "controllable voltage source" type only require synchronized switching of individual valve levels when multiple IGBTs are connected in series in each switch position (as in the cascaded two level converter). Where no direct series connection of IGBTs is used, a coordination of IGBTs switching properties of individual valve levels is not required.

### 5.6.3 VSC substation circuit breaker

Add, at the end of the first sentence of the second paragraph, the words ", or a separate resistor, with either a circuit breaker or disconnecter in parallel with it, may be provided in series with the main circuit breaker".

### 5.6.6 Interface transformers and phase reactors

Add, at the beginning of the bullet point list of the fourth paragraph, the following new bullet point:

- DC voltage stress on converter winding insulation to ground, for the cases of asymmetrical monopole or bipole;

### 5.6.7 Valve reactor

Add, to the existing list, a fourth new bullet point:

- in some designs, the valve reactors may be combined with tuning capacitors and play a role in limiting circulating harmonic currents between phases.

Add a note to the existing subclause:



NOTE The valve reactors can be placed in several locations, for example at the DC terminals, at the AC terminals, distributed amongst the valve submodules or integrated into the same tank as the interface transformer.

#### 5.6.8.2.5 Control aspects

Replace the first existing bullet point by the following new bullet point:

- MMCs have many submodule capacitors, whose voltages may tend to become unbalanced. Therefore, a balancing control is required in order to ensure that any unbalance does not become excessive and result in equipment ratings being exceeded.

### 6.6 Supply from a wind farm

Replace, in the last bullet point of the last paragraph, the words "chopper circuit" by "dynamic braking system".

### 7.2 Converter power losses

Replace the existing fourth paragraph by the following new paragraph:

For most equipment, the overall principles are the same as described in IEC 61803 for LCC HVDC, although adjustments need to be made to reflect, for example, differences of harmonic spectra. For converter valve losses, the IEC 62751 series shall be used instead of IEC 61803 (see also [31], [32]).

### 9.1 Harmonic performance

Replace the existing second paragraph by the following new paragraph:

In common with LCC converters, the interaction of VSC converters with the network is quite complex and, for an accurate calculation, the pre-existing (background) harmonics on the AC network need to be taken into account and the network impedance at harmonic frequencies is very important. Pre-existing harmonics may be damped or amplified due to operation of the VSC. In order to perform these calculations, accurate information about background harmonic distortion and network impedances for the frequency range of interest is necessary. More guidance on these topics can be found in the IEC 62001 series.

#### 9.3.1 Three-phase 2-level VSC

Add, at the end of the second paragraph, the following new sentence:

Some typical modulation strategies used with 2-level VSC are discussed in Annex B.

Delete all text, equations and figures after the second paragraph, except Figure 29.

#### Figure 29 – Waveforms for three-phase 2-level VSC

Replace the subfigure's title "a) Phase a output voltage ( $V_{am}$ )" by "b) Phase a output voltage ( $V_{am}$ )", and subfigure's title "b) Control signals for a PWM VSC" by "a) Control signals for a PWM VSC".

#### 9.3.2 Selective harmonic elimination modulation

Delete the existing sub-clause, including its title.

#### 11.3.4.3 Converter operational tests

Replace the subclause's existing title by "Converter operating tests".