

# ETSI TS 186 002-4 V1.0.0 (2008-04)

---

*Technical Specification*

**Telecommunications and Internet converged Services  
and Protocols for Advanced Networking (TISPAN);  
Interworking between Session Initiation Protocol (SIP) and  
Bearer Independent Call Control Protocol (BICC) or  
ISDN User Part (ISUP);  
Part 4: Abstract Test Suite (ATS) and  
partial Protocol Implementation eXtra Information for  
Testing (PIXIT) for Profile A and B**

---

**iTeh STANDARD PREVIEW**  
(standards.iteh.ai)

Full standard:  
<https://standards.iteh.ai/catalog/standards/sist/6e1db300-f02d-4d17-9338-a537a8a408fd/etsi-ts-186-002-4-v1.0.0-2008-04>



## Reference

---

DTS/TISPAN-06014-3-NGN

## Keywords

---

ATS, BICC, CTS, interworking, PIXIT, SIP,  
testing
**ETSI**


---

650 Route des Lucioles  
F-06921 Sophia Antipolis Cedex - FRANCE

Tel.: +33 4 92 94 42 00 Fax: +33 4 93 65 47 16

Siret N° 348 623 562 00017 - NAF 742 C  
Association à but non lucratif enregistrée à la  
Sous-Préfecture de Grasse (06) N° 7803/88
**Important notice**

Individual copies of the present document can be downloaded from:

<http://www.etsi.org>

The present document may be made available in more than one electronic version or in print. In any case of existing or perceived difference in contents between such versions, the reference version is the Portable Document Format (PDF). In case of dispute, the reference shall be the printing on ETSI printers of the PDF version kept on a specific network drive within ETSI Secretariat.

Users of the present document should be aware that the document may be subject to revision or change of status. Information on the current status of this and other ETSI documents is available at

<http://portal.etsi.org/tb/status/status.asp>

If you find errors in the present document, please send your comment to one of the following services:

[http://portal.etsi.org/chaicor/ETSI\\_support.asp](http://portal.etsi.org/chaicor/ETSI_support.asp)
**Copyright Notification**


---

No part may be reproduced except as authorized by written permission.  
The copyright and the foregoing restriction extend to reproduction in all media.

© European Telecommunications Standards Institute 2008.  
All rights reserved.

DECT™, PLUGTESTS™, UMTS™, TIPHON™, the TIPHON logo and the ETSI logo are Trade Marks of ETSI registered for the benefit of its Members.

3GPP™ is a Trade Mark of ETSI registered for the benefit of its Members and of the 3GPP Organizational Partners.

# Contents

Intellectual Property Rights .....	4
Foreword.....	4
1 Scope .....	5
2 References .....	5
2.1 Normative references .....	6
2.2 Informative references.....	7
3 Definitions and abbreviations.....	7
3.1 Definitions.....	7
3.2 Abbreviations .....	8
4 Abstract Test Method (ATM).....	9
4.1 Network architecture .....	9
4.2 Protocol architecture.....	9
4.3 Test architecture .....	10
4.3.1 Interconnection of TS and SUT .....	10
4.3.2 Test system architecture.....	10
4.3.2.1 General.....	10
4.3.2.2 Structure.....	11
4.3.2.3 Interaction between TTCN-3 Executable (TE) and SUT Adapter (SA).....	12
4.3.2.3.1 Control of the SUT Adapter (SA) by using ASPs .....	12
4.3.2.3.2 Sending and receiving SIP and ISUP/BICC messages .....	16
4.3.2.3.3 Logging conventions .....	19
5 The ATS development process.....	19
5.1 Requirements and Test Purposes.....	19
5.2 ATS structure .....	20
5.2.1 Test case grouping .....	20
5.2.2 Test case identifiers .....	22
5.3 ATS specification framework.....	22
5.3.1 ATS Library.....	22
5.3.2 Use of TTCN-3 .....	23
5.3.2.1 General.....	23
5.3.2.2 TTCN-3 naming conventions.....	24
5.3.2.3 TTCN-3 comment tags.....	26
5.4 ATS archive.....	27
<b>Annex A (normative): Partial PIXIT proforma .....</b>	<b>28</b>
A.1 Introduction .....	28
A.2 PIXIT items .....	28
A.2.1 SIP-related PIXIT.....	29
A.2.2 ISUP/BICC-related PIXIT .....	30
<b>Annex B (informative): TTCN-3 library modules.....</b>	<b>45</b>
B.1 Electronic annex, zip file with TTCN-3 code .....	45
<b>Annex C (informative): Bibliography.....</b>	<b>46</b>
History .....	48

---

## Intellectual Property Rights

IPRs essential or potentially essential to the present document may have been declared to ETSI. The information pertaining to these essential IPRs, if any, is publicly available for **ETSI members and non-members**, and can be found in ETSI SR 000 314: "*Intellectual Property Rights (IPRs); Essential, or potentially Essential, IPRs notified to ETSI in respect of ETSI standards*", which is available from the ETSI Secretariat. Latest updates are available on the ETSI Web server (<http://webapp.etsi.org/IPR/home.asp>).

Pursuant to the ETSI IPR Policy, no investigation, including IPR searches, has been carried out by ETSI. No guarantee can be given as to the existence of other IPRs not referenced in ETSI SR 000 314 (or the updates on the ETSI Web server) which are, or may be, or may become, essential to the present document.

---

## Foreword

This Technical Specification (TS) has been produced by ETSI Technical Committee Telecommunications and Internet converged Services and Protocols for Advanced Networking (TISPAN).

The present document is part 4 of a multi-part deliverable covering the Interworking between Session Initiation Protocol (SIP) and Bearer Independent Call Control Protocol or ISDN User Part, as identified below:

- Part 1: "Protocol Implementation Conformance Statement (PICS)";
- Part 2: "Test Suite Structure and Test Purposes (TSS&TP) for Profile A and B";
- Part 3: "Test Suite Structure and Test Purposes (TSS&TP) for Profile C";
- Part 4: "Abstract Test Suite (ATS) and partial Protocol Implementation eXtra Information for Testing (PIXIT) for Profile A and B";**
- Part 5: "Abstract Test Suite (ATS) and partial Protocol Implementation eXtra Information for Testing (PIXIT) for Profile C".

---

# 1 Scope

The present document specifies the Abstract Test Suite (ATS) and partial Protocol Implementation eXtra Information for Testing (PIXIT) proforma based on the Testsuite Structure and Testpurposes defined in TS 186 002-2 [1].

The TSS&TP have been developed to test the interworking between Session Initiation Protocol (SIP) and Bearer Independent Call Control Protocol (BICC) or ISDN User Part, Profiles A and B. The ATS is sometimes referred to in the present document as 'SIP-ISUP-Interworking ATS'.

The test notation used in the ATS is TTCN-3 (ES 201 873-1 [8]).

The following test specification- and design considerations can be found in the body of the present document:

- the overall test suite structure;
- the testing architecture;
- the test methods and port definitions;
- the test configurations;
- the design principles, assumptions, and used interfaces to the TTCN3 tester (System Simulator);
- TTCN styles and conventions;
- the partial PIXIT proforma;
- the modules containing the TTCN-3 ATS.

Annex A provides the Partial Implementation Extra Information for Testing (IXIT) Proforma of the ATS.

Annex B provides the Testing and Test Control Notation (TTCN-3) part of the ATS.

---

# 2 References

References are either specific (identified by date of publication and/or edition number or version number) or non-specific.

- For a specific reference, subsequent revisions do not apply.
- Non-specific reference may be made only to a complete document or a part thereof and only in the following cases:
  - if it is accepted that it will be possible to use all future changes of the referenced document for the purposes of the referring document;
  - for informative references.

Referenced documents which are not found to be publicly available in the expected location might be found at <http://docbox.etsi.org/Reference>.

For online referenced documents, information sufficient to identify and locate the source shall be provided. Preferably, the primary source of the referenced document should be cited, in order to ensure traceability. Furthermore, the reference should, as far as possible, remain valid for the expected life of the document. The reference shall include the method of access to the referenced document and the full network address, with the same punctuation and use of upper case and lower case letters.

**NOTE:** While any hyperlinks included in this clause were valid at the time of publication ETSI cannot guarantee their long term validity.

## 2.1 Normative references

The following referenced documents are indispensable for the application of the present document. For dated references, only the edition cited applies. For non-specific references, the latest edition of the referenced document (including any amendments) applies.

- [1] ETSI TS 186 002-2: "Telecommunications and Internet Converged Services and Protocols for Advanced Networking (TISPAN); Interworking between Session Initiation Protocol (SIP) and Bearer Independent Call Control Protocol (BICC) or ISDN User Part (ISUP); Part 2: Test Suite Structure and Test Purposes (TSS&TP) for Profile A and B".
- [2] ETSI TS 102 351 (V2.1.1): "Methods for Testing and Specification (MTS); Internet Protocol Testing (IPT); IPv6 Testing: Methodology and Framework".
- [3] ETSI TS 186 002-1: "Telecommunications and Internet converged Services and Protocols for Advanced Networking (TISPAN); Interworking between Session Initiation Protocol (SIP) and Bearer Independent Call Control Protocol (BICC) or ISDN User Part (ISUP); Part 1: Protocol Implementation Conformance Statement (PICS)".
- [4] ETSI EN 383 001: "Telecommunications and Internet converged Services and Protocols for Advanced Networking (TISPAN); Interworking between Session Initiation Protocol (SIP) and Bearer Independent Call Control (BICC) Protocol or ISDN User Part (ISUP) [ITU-T Recommendation Q.1912.5, modified]".
- [5] ITU-T Recommendation Q.1912.5 (2004): "Interworking between Session Initiation Protocol (SIP) and Bearer Independent Call Control protocol or ISDN User Part".
- [6] ITU-T Recommendation Q.2150.1 (2001): "Signalling Transport Converter on MTP3 and MTP3b".
- [7] ETSI TS 102 027-3 (V3.1.1): "Methods for Testing and Specification (MTS); Conformance Test Specification for SIP (IETF RFC 3261); Part 3: Abstract Test Suite (ATS) and partial Protocol Implementation eXtra Information for Testing (PIXIT) proforma".
- [8] ETSI ES 201 873-1(V3.1.1): "Methods for Testing and Specification (MTS); The Testing and Test Control Notation version 3; Part 1: TTCN-3 Core Language".
- [9] ETSI ES 201 873-5 (V3.1.1): "Methods for Testing and Specification (MTS); The Testing and Test Control Notation version 3; Part 5: TTCN-3 Runtime Interface (TRI)".
- [10] ETSI ES 201 873-6 (V3.1.1): "Methods for Testing and Specification (MTS); The Testing and Test Control Notation version 3; Part 6: TTCN-3 Control Interface (TCI)".
- [11] Void.
- [12] ISO/IEC 9646-1 (1992): "Information Technology - Open Systems Interconnection - Conformance Testing Methodology and Framework - Part 1: General concepts".
- [13] ISO/IEC 9646-7 (1994): "Conformance testing methodology and framework - Part 7: Implementation Conformance Statement".
- [14] ITU-T Recommendation Q.761 (2000): "Specifications of Signalling System No.7 ISDN User Part (ISUP)".
- [15] ITU-T Recommendation Q.762(2000): "Specifications of Signalling System No.7 ISDN User Part (ISUP)".
- [16] ITU-T Recommendation Q.763 (2000): "Specifications of Signalling System No.7 ISDN User Part (ISUP); ISDN user part formats and codes".
- [17] ITU-T Recommendation Q.764 (2000): "Specifications of Signalling System No.7 ISDN User Part (ISUP)".
- [18] IETF RFC 3261 (2002): "SIP: Session Initiation Protocol".

- [19] ITU-T Recommendation E.164: "The international public telecommunication numbering plan".
- [20] ETSI ES 283 027: "Telecommunications and Internet converged Services and Protocols for Advanced Networking (TISPAN); Endorsement of the SIP-ISUP Interworking between the IP Multimedia (IM) Core Network (CN) subsystem and Circuit Switched (CS) networks [3GPP TS 29.163 (Release 7), modified]".
- [21] ETSI EN 300 356-1 (V4.2.1): "Integrated Services Digital Network (ISDN); Signalling System No.7 (SS7); ISDN User Part (ISUP) version 4 for the international interface; Part 1: Basic services [ITU-T Recommendations Q.761 to Q.764 (1999) modified]".

## 2.2 Informative references

The following referenced documents are not essential to the use of the present document but they assist the user with regard to a particular subject area. For non-specific references, the latest version of the referenced document (including any amendments) applies.

- [22] ITU-T Recommendation Q.931: "ISDN user-network interface layer 3 specification for basic call control".

---

## 3 Definitions and abbreviations

### 3.1 Definitions

For the purposes of the present document, the terms and definitions given in:

- SIP/ISUP interworking reference specification is defined in EN 383 001 [4];
- ISDN layer 3 reference specification is defined in EN 300 356-1 [21];
- ISDN User Part (ISUP) reference specification are defined in EN 300 356-1 [21];
- ISO/IEC 9646-1 [12] and ISO/IEC 9646-7 [13];
- ES 201 873-1 [8] (TTCN-3).

and the following apply:

**Abstract Test Case (ATC):** complete and independent specification of the actions required to achieve a specific test purpose, defined at the level of abstraction of a particular Abstract Test Method, starting in a stable testing state and ending in a stable testing state

**Abstract Test Method (ATM):** description of how an IUT is to be tested, given at an appropriate level of abstraction to make the description independent of any particular realization of a Means of Testing, but with enough detail to enable abstract test cases to be specified for this method

**Abstract Test Suite (ATS):** test suite composed of abstract test cases

**Implementation Under Test (IUT):** implementation of one or more OSI protocols in an adjacent user/provider relationship, being part of a real open system which is to be studied by testing

**Means of Testing (MOT):** combination of equipment and procedures that can perform the derivation, selection, parameterization and execution of test cases, in conformance with a reference standardized ATS, and can produce a conformance log

**PICS proforma:** document, in the form of a questionnaire, which when completed for an implementation or system becomes the PICS

**PIXIT proforma:** document, in the form of a questionnaire, which when completed for the IUT becomes the PIXIT

**point of Control and Observation:** point within a testing environment where the occurrence of test events is to be controlled and observed, as defined in an Abstract Test Method

**pre-test condition:** setting or state in the IUT which cannot be achieved by providing stimulus from the test environment

**Protocol Implementation Conformance Statement (PICS):** statement made by the supplier of a protocol claimed to conform to a given specification, stating which capabilities have been implemented

**Protocol Implementation eXtra Information for Testing (PIXIT):** statement made by a supplier or implementor of an IUT (protocol) which contains or references all of the information related to the IUT and its testing environment, which will enable the test laboratory to run an appropriate test suite against the IUT

**SIP number:** number conforming to the numbering and structure specified in ITU-T Recommendation E.164 [19]

**System Under Test (SUT):** real open system in which the IUT resides

## 3.2 Abbreviations

For the purposes of the present document, the following abbreviations apply:

- The ISUP message acronyms can be found in table 2/Q.762 in ITU-T Recommendation Q.762 [15].
- In addition, the following further abbreviations apply:

ASP	Abstract Service Primitive (exchanged between entities inside the TS or between the user of the ATS (operator) and the TS).
ATC	Abstract Test Case
ATM	Abstract Test Method
ATM	Asynchronous Transfer Mode
ATS	Abstract Test Suite
BCI	Backward Call Indicators
BICC	Bearer Independent Call Control
CIC	Circuit Identification Code
DSS1	Digital Subscriber System No. 1
EDS	Encoding/Decoding System
FCI	Forward Call Indicators
G/W Type 1	GateWay Type 1
G/W Type 2	GateWay Type 2
IETF	Internet Engineering Task Force
ISDN	Integrated Services Digital Network
ISUP	ISDN User Part
IUT	Implementation Under Test
IWU	InterWorking Unit
LT	Lower Tester
MOT	Means Of Testing
MTP	Message Transfer Part
NCI	Nature of Connection Indicators
NGN	Next Generation Network
PA	Platform Adapter
PICS	Protocol Implementation Conformance Statement
PIXIT	Protocol Implementation eXtra Information for Testing
PTC	Parallel Test Component
SA	System Adapter
SDP	Session Description Protocol
SIP	Session Initiation Protocol
SN	Signalling Node
STC	Signalling Transport Converter (according to ITU-T Recommendation Q.2150.1 [6])
SUT	System Under Test
TC	Test Case
TCI	TTCN-3 Control Interface
TCP	Test Coordination Procedures



TD	Test Description
TE	Test Equipment
TISPAN	Telecommunications and Internet converged Services and Protocols for Advanced Networking
TL	Test Logging
TM	Test Management
TMR	Transmission Medium Requirement
TP	Test Purpose
TS	Test System
TSS	Test Suite Structure
TSS&TP	Test Suite Structure and Test Purposes
TTCN	Tree and Tabular Combined Notation
TTCN-3	Testing and Test Control Notation edition 3

## 4 Abstract Test Method (ATM)

### 4.1 Network architecture


Figures 1 and 2 show the network architecture for SIP-ISUP/BICC Interworking Units.

Figure 1 shows the network architecture for SIP-ISUP Interworking.



**Figure 1: Interworking between SIP and ISUP**

Figure 2 shows the network architecture for SIP-BICC Interworking.



**Figure 2: Interworking between SIP and BICC**

**NOTE:** There are 3 profiles defined for IWU: Profile A, Profile B and Profile C (out of scope of the present document). Figures 1 and 2 in clause 5 of TS 186 002-2 [1] show the substructures of the IWU for Profiles A and B in terms of gateways and signalling nodes. In the ATS the SUT (IWU) represents either a G/W Type 1 (Profile A) or the combination of G/W Type 2 and SN (Profile B).

### 4.2 Protocol architecture

Figures 1 and 2 above show that there are 2 interfaces of the IWU (representing the SUT in the testing environment described in the present document): a SIP interface and an ISUP- or BICC interface.

Since the ISUP and BICC protocols are very similar (the latter one being derived from ISUP), they are treated here as one protocol.

NOTE: No signalling is used within the SIP-ISUP-Interworking ATS to control the ATM bearer in case of BICC (ASPs are used).

Figure 3 shows the protocol architecture in 2 branches.

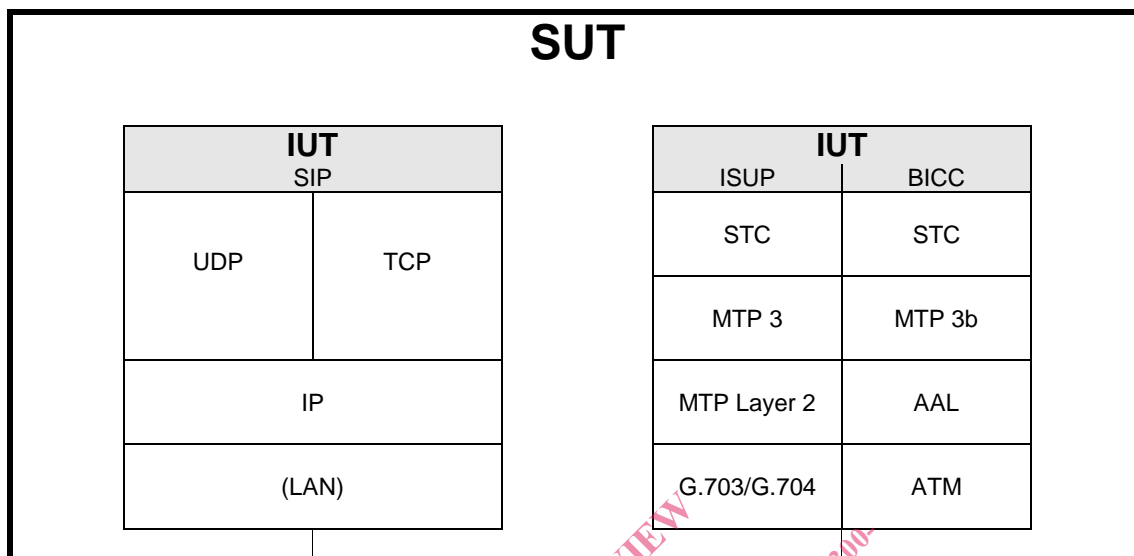


Figure 3: Protocol architecture of the SIP-ISUP-Interworking ATS

## 4.3 Test architecture

### 4.3.1 Interconnection of TS and SUT

Figure 4 shows the interconnection of TS and SUT in terms of signalling message flows.

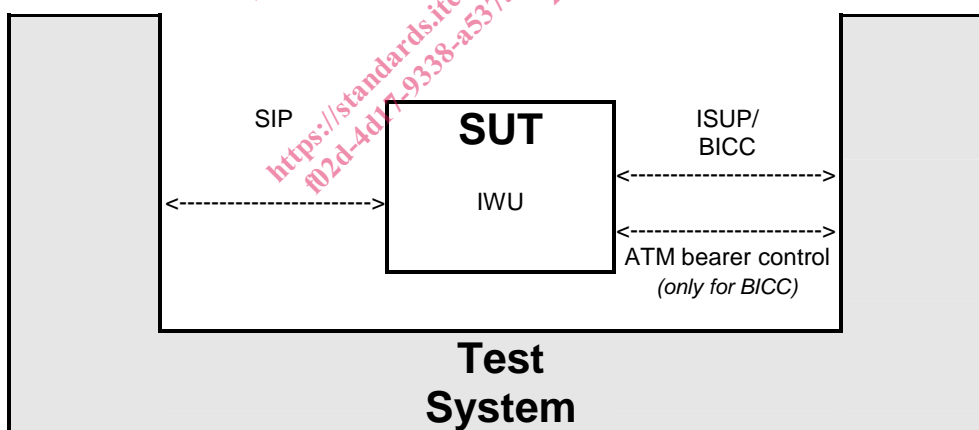


Figure 4: Interconnection of TS and SUT

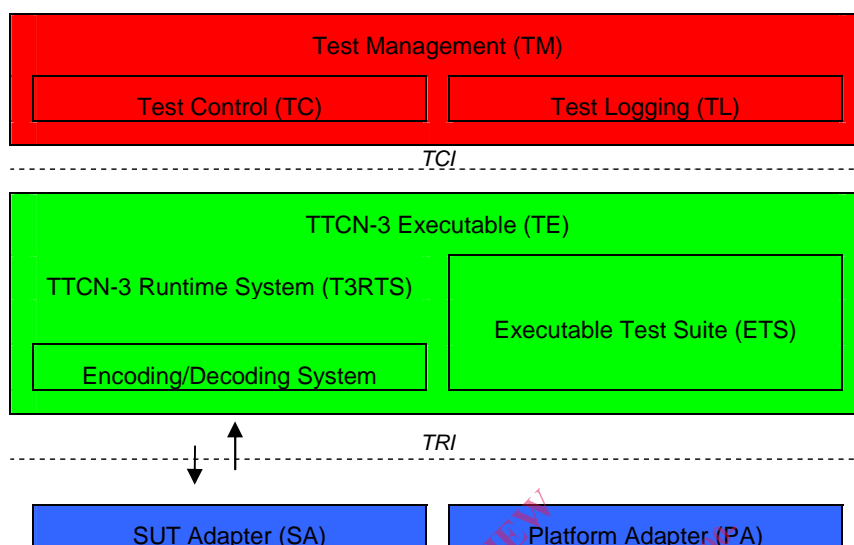
### 4.3.2 Test system architecture

#### 4.3.2.1 General

Test systems that implement this ATS shall conform to the requirements as defined in this clause.

### 4.3.2.2 Structure

An abstract architecture for a test system (TS) implementing a TTCN-3 ATS is displayed in figure 5 and also stated in ES 201 873-5 [9].



**Figure 5: Abstract Test System Architecture**

A TS has two interfaces, the TTCN-3 Control Interface (TCI) and the TTCN-3 Runtime Interface (TRI), which specify the interface between Test Management (TM) and TTCN-3 Executable (TE) entities, and TE, SUT Adapter (SA) and Platform Adapter (PA) entities, respectively. Out of these two interfaces the TRI has been standardized in ES 201 873-5 [9], whereas the specification and implementation of the TCI is in ES 201 873-6 [10].

The part of TS that deals with interpretation and execution of TTCN-3 modules, i.e. the Executable Test Suite (ETS), is shown as part of the TTCN-3 Executable (TE). This ETS corresponds either to the executable code produced by a TTCN-3 compiler or a TTCN-3 interpreter from the TTCN-3 ATS in a TS implementation. The remaining part of the TS, which deals with any aspects that cannot be concluded from information being present in the TTCN-3 ATS alone, can be decomposed into Test Management (TM), SUT Adapter (SA) and Platform Adapter (PA) entities. In general, these entities cover a TS user interface, test execution control, test event logging, communication of test data with the SUT, and timer implementation.

The part of SA used for SIP message transfer shall implement the TRI adaptation as well as the SIP transport protocol architecture described in clause 4.2.

The Encoding/Decoding System (EDS) entity, as far as applied to SIP messages, with the TE and Test Logging (TL) entity within the TM shall comply with the conventions defined in clause 4.3.2 of TS 102 027-3 [7].

The part of SA used for ISUP/BICC message transfer shall implement the TRI adaptation as well as the ISUP/BICC transport protocol architecture described in clause 4.2. For BICC, in addition, the ATM bearer control shall be implemented.

The Encoding/Decoding System (EDS) entity, as far as applied to ISUP/BICC messages, shall comply with the conventions and requirements defined in the following clauses.

### 4.3.2.3 Interaction between TTCN-3 Executable (TE) and SUT Adapter (SA)

#### 4.3.2.3.1 Control of the SUT Adapter (SA) by using ASPs

Table 1 lists the ASPs used in the SIP-ISUP-Interworking ATS. Detailed descriptions of the ASPs together with their parameters follow.

**Table 1: List of ASPs**

ASP Name	Short description
InitializelsupBicc_req	Initialize ISUP/BICC part of the test system.
InitializelsupBicc_cnf	Answer whether all necessary ISUP/BICC test system initializations have been successfully performed.
ISUP_BICC_MSG_req	Used to send an ISUP/BICC message.
ISUP_BICC_MSG_ind	Used to receive an ISUP/BICC message.
BearerSetup_req	For BICC: request TS to setup the bearer connection between TS and SUT.
BearerSetup_acc	For BICC: answer to BearerSetup_req.
BearerSetup_ind	For BICC: indication that the bearer has been setup.
BearerRelease_req	For BICC: request to release established bearer connection.
BearerRelease_cnf	For BICC: confirmation that the requested bearer is released.
BearerRelease_ind	For BICC: indication that the bearer has been released (when no BearerRelease_req has been issued before).
s_IsupBicc_conversation	Check that conversation is possible on the bearer.
s_IsupBicc_ringing	Check that ringing occurs.

The following tables 2 to 13 contain the descriptions of the ASPs used in the present document, including the ASP parameters (if any) and the types of values these may assume. No ASP parameter is optional.

**Table 2: ISUP\_BICC\_MSG\_req ASP structure**

<b>ASP Name:</b>	ISUP_BICC_MSG_req	
<b>Port:</b>	sysPort	
<b>Direction:</b>	TE->SA	
<b>Description:</b>	ASP used to send an ISUP/BICC message.	
Parameter	Type	Description
isupBiccSelection	SelectIsupOrBicc	Selector used to distinguish between ISUP and BICC testing. '00000000'B means 'ISUP' and any other value means 'BICC'.
serviceIndicatorOctet	ServiceIndicatorOctet	The contents of this ASP parameter is only evaluated in SA if ISUP has been selected in 'isupBiccSelection'.
routingLabel	RoutingLabel	The contents of this ASP parameter is only evaluated in SA if ISUP has been selected in 'isupBiccSelection'.
circuitIdentityCode	CircuitIdentityCode	The contents of this ASP parameter is only evaluated in SA if ISUP has been selected in 'isupBiccSelection'.
callInstanceCode	CallInstanceCode	The contents of this ASP parameter is only evaluated in SA if BICC has been selected in 'isupBiccSelection'.
iSUP_BICC_MSG	ISUP_BICC_MSG	ISUP_BICC_MSG is a union over all ISUP/BICC message body types, where a message body starts with the 'message type' field. This body is common for ISUP and BICC messages. When using this ASP, a particular message(body) template is selected from the union for transmission.
<b>Comments:</b>		
The SA takes from the ASP, depending on the value of parameter 'isupBiccSelection', either the ordered combination of 'serviceIndicatorOctet', 'routingLabel' and 'circuitIdentityCode' (ISUP), or 'callInstanceCode' (BICC), puts it in front of encoded parameter 'iSUP_BICC_MSG', and sends the so constructed message at the ISUP or BICC interface respectively.		