



**SLOVENSKI STANDARD**  
**SIST EN 131-1:1996**  
**01-marec-1996**

---

**Lestve - Terminologija, tipi, funkcionalne velikosti**

Ladders - Terms, types, functional sizes

Leitern - Benennungen, Bauarten, Funktionsmaße

Echelles - Terminologie, types, dimensions fonctionnelles

**Ta slovenski standard je istoveten z: EN 131-1:1993**

[SIST EN 131-1:1996](https://standards.iteh.ai/catalog/standards/sist/b1c46231-4f75-4203-b109-771a2fd8baa4/sist-en-131-1-1996)

<https://standards.iteh.ai/catalog/standards/sist/b1c46231-4f75-4203-b109-771a2fd8baa4/sist-en-131-1-1996>

**ICS:**

97.145

Lestve

Ladders

**SIST EN 131-1:1996**

**en**

**iTeh STANDARD PREVIEW**  
**(standards.iteh.ai)**

SIST EN 131-1:1996

<https://standards.iteh.ai/catalog/standards/sist/b1c46231-4f75-4203-b109-771a2fd8baa4/sist-en-131-1-1996>

UDC 645.497:001.4

Descriptors: Ladders, vocabulary, schematic presentation, dimensions

English version

## Ladders – Terms, types, functional sizes

Echelles – Terminologie, types, dimensions  
fonctionnellesLeitern – Benennungen, Bauarten,  
Funktionsmaße

This European Standard was approved by CEN on 1993-01-25. CEN members are bound to comply with the CEN/CENELEC Internal Regulations which stipulate the conditions for giving this European Standard the status of a national standard without any alteration.

Up-to-date lists and bibliographical references concerning such national standards may be obtained on application to the Central Secretariat or to any CEN member.

This European Standard exists in three official versions (English, French, German). A version in any other language made by translation under the responsibility of a CEN member into its own language and notified to the Central Secretariat has the same status as the official versions.

CEN members are the national standards bodies of Austria, Belgium, Denmark, Finland, France, Germany, Greece, Iceland, Ireland, Italy, Luxembourg, Netherlands, Norway, Portugal, Spain, Sweden, Switzerland and United Kingdom.

**CEN**European Committee for Standardization  
Comité Européen de Normalisation  
Europäisches Komitee für Normung

Central Secretariat: rue de Stassart 36, B-1050 Brussels

## Foreword

This European Standard was prepared by the Technical Committee CEN/TC 93 'Ladders', of which the secretariat is held by DIN.

This European Standard shall be given the status of a national standard, either by publication of an identical text or by endorsement, at the latest by August 1993, and conflicting national standards shall be withdrawn at the latest by August 1993.

The Standard was approved and in accordance with the CEN/CENELEC Internal Regulations the following countries are bound to implement this European Standard: Austria, Belgium, Denmark, Finland, France, Germany, Greece, Iceland, Ireland, Italy, Luxembourg, Netherlands, Norway, Portugal, Spain, Sweden, Switzerland and United Kingdom.

## Introduction

A European Standard on ladders which specifies functional sizes, technical requirements of safety for the materials used and their processing into the product 'ladder' as well as uniform reproducible test methods, contributes to an increased protection of the consumer when using these products.

# iTeh STANDARD PREVIEW (standards.iteh.ai)

SIST EN 131-1:1996

<https://standards.iteh.ai/catalog/standards/sist/b1c46231-4f75-4203-b109-771a2fd8baa4/sist-en-131-1-1996>

## 1 Scope

This European Standard gives the definitions and general terms and determines the general design characteristics of ladders, which are of importance for safety, handling, and manufacturing of the ladders and of information for the user.

It applies to portable ladders. It does not apply to ladders for special professional use such as fire-brigade ladders, roof ladders and mobile ladders.

In the working position all ladders are determined for a maximum static vertical load of 150 kg.

Ladders are to be used by one person only per ascending leg of ladder.

## 2 Normative references

This European Standard incorporates by dated or undated reference, provisions from other publications. These normative references are cited at the appropriate places in the text and the publications are listed hereafter. For dated references, subsequent amendments to or revisions of any of these publications apply to this European Standard, only when incorporated in it by amendment or revision. For undated references the latest edition of the publication referred to applies.


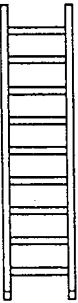
EN 131-2 : 1993 Ladders -- Requirements, testing, marking

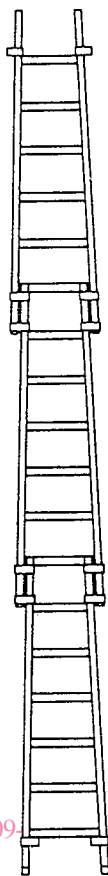
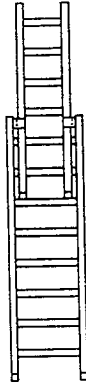
# iTeh STANDARD PREVIEW (standards.iteh.ai)

[SIST EN 131-1:1996](#)

<https://standards.iteh.ai/catalog/standards/sist/b1c46231-4f75-4203-b109-771a2fd8baa4/sist-en-131-1-1996>

### 3 Terminology

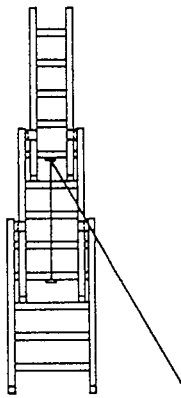



No.	Term	Definition	Figure
1	Ladder	Device incorporating steps or rungs on which a person may step to ascend or descend. NOTE. Step stools are explicitly excluded from this definition.	
2	Portable ladder	Ladder which can be transported and set up by hand, without mechanical aid.	
3	Mobile ladder	Ladder which is brought to each operational place by means of mobile supports.	 <p style="text-align: center;">iTeh STANDARD PREVIEW (standards.iteh.ai)</p> <p style="text-align: center;">SIST EN 131-1:1996 <a href="https://standards.iteh.ai/catalog/standards/sist/b1c4e774-75-4203-b10771a2fd8baa4/sist-en-131-1-1996">https://standards.iteh.ai/catalog/standards/sist/b1c4e774-75-4203-b10771a2fd8baa4/sist-en-131-1-1996</a></p> <p style="text-align: center;">Figure 1.</p>
4	Rung ladder	Portable ladder with rungs, which have a walking surface of a width from front to back of less than 80 mm.	
5	Leaning rung ladder	Rung ladder which does not have its own support.	
6	One-piece leaning rung ladder	Leaning rung ladder consisting of one part only.	 <p style="text-align: center;">Figure 2.</p>

No.	Term	Definition	Figure
7	Sectional ladder	Leaning rung ladder consisting of several sections that can be fitted together by means of connection devices. The length can only be varied by one whole section at a time.	 <p data-bbox="874 1263 970 1290">Figure 3.</p>
8	Extending ladder	Leaning rung ladder consisting of 2 or 3 parts and having stiles which are arranged parallel to one another in each part of the ladder. The length may be regulated by one rung at a time.	
9	Push-up extending ladder	Extending ladder where the upper parts are extended by hand.	 <p data-bbox="890 2047 986 2074">Figure 4.</p>


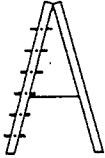
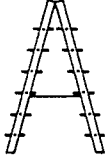


iTeh STANDARD PREVIEW  
(standards.iteh.ai)

SIST EN 131-1:1996

<https://standards.iteh.ai/catalog/standards/sist/b1c46231-4f75-4203-b109-771a2fd8baa4/sist-en-131-1-1996>

No.	Term	Definition	Figure
10	Rope-operated extending ladder	Extending ladder where the upper parts are extended by means of a rope.	 <p data-bbox="719 763 810 792">Figure 5.</p>
11	Standing rung ladder	Two-piece self-supporting rung ladder, unilaterally or bilaterally ascendable.	 <p data-bbox="719 1055 810 1084">Figure 6.</p>
12	Combination ladder	Rung ladder of several parts, that can be used as single ladder, extending ladder, standing ladder or as standing ladder with an extending ladder at the top.	 <p data-bbox="719 1442 810 1471">Figure 7.</p>
13	Step ladder	Portable ladder with steps horizontal during use and a walking surface of a width from front to back equal to or greater than 80 mm.	 <p data-bbox="719 1899 810 1928">Figure 8.</p>



No.	Term	Definition	Figure
14	Leaning step ladder	Step ladder consisting of one part only; during use the ladder is leaned on.	 <p data-bbox="866 685 962 707">Figure 9.</p>
15	Standing step ladder	Two-legged self-supporting step ladder, unilaterally or bilaterally ascendable; with or without platform; a platform is regarded as a step.	
		unilaterally ascendable step ladder	 <p data-bbox="866 1149 962 1171">Figure 10.</p>
		bilaterally ascendable step ladder	 <p data-bbox="866 1413 962 1435">Figure 11.</p>
		unilaterally ascendable step ladder with platform and handrail	 <p data-bbox="866 1709 962 1731">Figure 12.</p>
		bilaterally ascendable step ladder with platform and handrail	 <p data-bbox="866 2000 962 2022">Figure 13.</p>

iTeh STANDARD PREVIEW  
(standards.iteh.ai)

SIST EN 131-1:1996

Figure 10.

<https://standards.iteh.ai/catalog/standards/sist/b1c46231-4f75-4203-b109-71a21d00aa7/sist-en-131-1-1996>

bilaterally ascendable step ladder

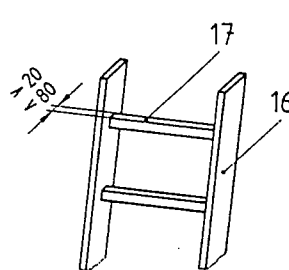
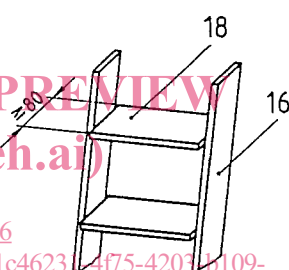
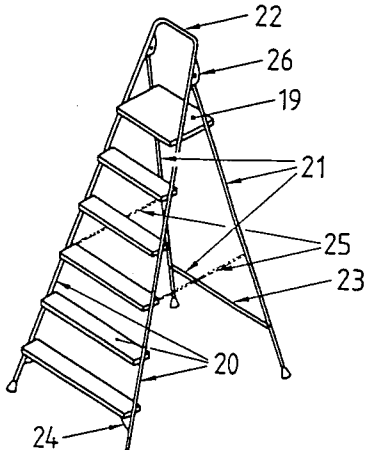
Figure 11.

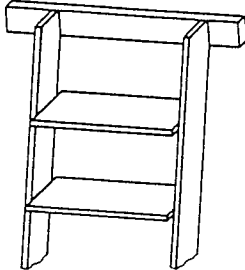
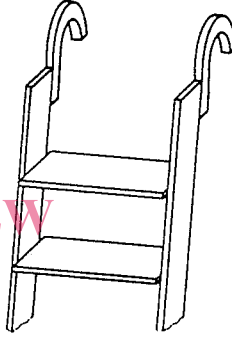
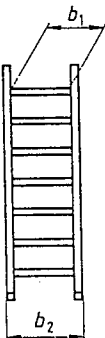
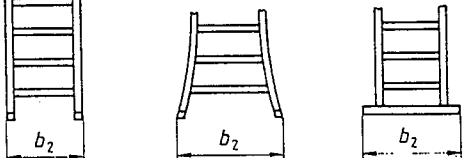
unilaterally ascendable step ladder with platform and handrail

Figure 12.

bilaterally ascendable step ladder with platform and handrail

Figure 13.

No.	Term	Definition	Figure
16	Stile	Lateral part of a ladder which supports the rungs or steps as well as cross struts of supporting legs.	
17	Rung	Climbing support with a walking surface of a width from front to back of less than 80 mm and more than 20 mm.	 <p>Figure 14.</p>
18	Step	Climbing support with a walking surface from front to back equal to or greater than 80 mm.	 <p>Figure 15.</p>
19	Platform	Topmost walking surface of a standing step ladder with a minimum width and depth of 250 mm each.	 <p>Figure 16.</p>
20	Ascending leg	Leg of a ladder with climbing supports.	
21	Supporting leg	Leg of a ladder without climbing supports.	
22	Handrail	Device for holding on at the upper end of a standing ladder.	
23	Cross strut	Horizontal connection of the stiles of the supporting leg.	
24	Bottom brace	Device which secures the lower end of the stile against buckling.	
25	Opening restraint device	Device on standing ladders which secures the two legs of the ladder from sliding asunder.	
26	Hinge-joint	Device on standing ladder which secures the two legs of the ladder.	

No.	Term	Definition	Figure
27	Resting support	Device designed as a cross bar at the top end of a leaning ladder.	 <p data-bbox="869 728 981 757">Figure 17.</p>
28	Hooking-in device	Device designed as hooks at the top end of a leaning ladder.	 <p data-bbox="869 1142 981 1171">Figure 18.</p>
29	Foot, anti-skid device	Device fitted to the bottom of ladders to prevent slipping.	
30	Inner width $b_1$	The usable distance between the inner sides of the stiles.	
31	Outside width $b_2$	Distance between the outer side of stiles measured at the lower end of stiles or the outer width of the supporting points of the stabilizer.	 <p data-bbox="869 1747 981 1776">Figure 19.</p>
32	Total length $l_1$	Distance measured over the bottom foot to the top of the top end cap of a ladder.	(see figure 20)

iTeh STANDARD PREVIEW  
(standards.iteh.ai)

SIST EN 131-1:1996

<https://standards.iteh.ai/catalog/standards/sis/b1c46231-4f75-4203-b109-77a2286baa74/sist-en-131-1-1996>