

Open Service Access (OSA); Parlay X Web Services; Part 4: Short Messaging (Parlay X 3)



iTeh STANDARD PREVIEW
(standards.iteh.ai)

Full standard:
<https://standards.iteh.ai/catalog/standards/sist/9be5a0a3-9d47-406-81f5-4e839e01d324/etsi-es-202-504-4-v1.1.1-2008-05>



Reference

DES/TISPAN-01034-4-OSA

Keywords

API, OSA, service

ETSI

650 Route des Lucioles
F-06921 Sophia Antipolis Cedex - FRANCE

Tel.: +33 4 92 94 42 00 Fax: +33 4 93 65 47 16

Siret N° 348 623 562 00017 - NAF 742 C
Association à but non lucratif enregistrée à la
Sous-Préfecture de Grasse (06) N° 7803/88

Important notice

Individual copies of the present document can be downloaded from:

<http://www.etsi.org>

The present document may be made available in more than one electronic version or in print. In any case of existing or perceived difference in contents between such versions, the reference version is the Portable Document Format (PDF). In case of dispute, the reference shall be the printing on ETSI printers of the PDF version kept on a specific network drive within ETSI Secretariat.

Users of the present document should be aware that the document may be subject to revision or change of status. Information on the current status of this and other ETSI documents is available at

<http://portal.etsi.org/tb/status/status.asp>

If you find errors in the present document, please send your comment to one of the following services:

http://portal.etsi.org/chaicor/ETSI_support.asp

Copyright Notification

No part may be reproduced except as authorized by written permission.
The copyright and the foregoing restriction extend to reproduction in all media.

© European Telecommunications Standards Institute 2008.

© The Parlay Group 2008.

All rights reserved.

DECT™, PLUGTESTS™, UMTS™, TIPHON™, the TIPHON logo and the ETSI logo are Trade Marks of ETSI registered for the benefit of its Members.

3GPP™ is a Trade Mark of ETSI registered for the benefit of its Members and of the 3GPP Organizational Partners.

Contents

Intellectual Property Rights	5
Foreword.....	5
1 Scope	7
2 References	7
2.1 Normative references	7
3 Definitions and abbreviations.....	8
3.1 Definitions.....	8
3.2 Abbreviations	8
4 Detailed service description	8
5 Namespaces.....	10
6 Sequence diagrams	10
6.1 Send SMS and report status.....	10
7 XML Schema data type definition	11
7.1 DeliveryStatus enumeration	11
7.2 SmsFormat enumeration.....	11
7.3 DeliveryInformation structure	11
7.4 SmsMessage structure	11
7.5 ScheduledDeliveryStatus enumeration.....	12
7.6 ScheduledDeliveryInformation structure	12
8 Web Service interface definition.....	12
8.1 Interface: SendSms.....	12
8.1.1 Operation: sendSms	13
8.1.1.1 Input message: sendSmsRequest.....	13
8.1.1.2 Output message: sendSmsResponse.....	13
8.1.1.3 Referenced faults.....	13
8.1.2 Operation: sendSmsLogo.....	14
8.1.2.1 Input message: sendSmsLogoRequest	14
8.1.2.2 Output message: sendSmsLogoResponse	14
8.1.2.3 Referenced faults.....	14
8.1.3 Operation: sendSmsRingtone.....	14
8.1.3.1 Input message: sendSmsRingtoneRequest	15
8.1.3.2 Output message: sendSmsRingtoneResponse	15
8.1.3.3 Referenced faults.....	15
8.1.4 Operation: getSmsDeliveryStatus.....	16
8.1.4.1 Input message: getSmsDeliveryStatusRequest.....	16
8.1.4.2 Output message: getSmsDeliveryStatusResponse	16
8.1.4.3 Referenced faults.....	16
8.1.5 Operation: scheduleSms	16
8.1.5.1 Input message: scheduleSmsRequest	17
8.1.5.2 Output message: scheduleSmsResponse	17
8.1.5.3 Referenced faults.....	17
8.1.6 Operation: scheduleSmsLogo	17
8.1.6.1 Input message: scheduleSmsLogoRequest.....	18
8.1.6.2 Output message: scheduleSmsLogoResponse.....	18
8.1.6.3 Referenced faults.....	18
8.1.7 Operation: scheduleSmsRingtone	18
8.1.7.1 Input message: scheduleSmsRingtoneRequest.....	19
8.1.7.2 Output message: scheduleSmsRingtoneResponse	19
8.1.7.3 Referenced faults.....	19
8.1.8 Operation: cancelScheduledSms.....	19
8.1.8.1 Input message: cancelScheduledSmsRequest	19

8.1.8.2	Output message: cancelScheduledSmsResponse	20
8.1.8.3	Referenced faults.....	20
8.1.9	Operation: getScheduledSmsStatus	20
8.1.9.1	Input message: getScheduledSmsStatusRequest.....	20
8.1.9.2	Output message: getScheduledSmsStatusResponse.....	20
8.1.9.3	Referenced faults.....	20
8.2	Interface: SmsNotification.....	20
8.2.1	Operation: notifySmsReception.....	20
8.2.1.1	Input message: notifySmsReceptionRequest	21
8.2.1.2	Output message: notifySmsReceptionResponse	21
8.2.1.3	Referenced faults.....	21
8.2.2	Operation: notifySmsDeliveryReceipt.....	21
8.2.2.1	Input message: notifySmsDeliveryReceiptRequest	22
8.2.2.2	Output message: notifySmsDeliveryReceiptResponse	22
8.2.2.3	Referenced faults.....	22
8.3	Interface: ReceiveSms.....	22
8.3.1	Operation: getReceivedSms.....	22
8.3.1.1	Input message: getReceivedSmsRequest	22
8.3.1.2	Output message: getReceivedSmsResponse	22
8.3.1.3	Referenced faults.....	22
8.4	Interface: SmsNotificationManager	23
8.4.1	Operation: startSmsNotification	23
8.4.1.1	Input message: startSmsNotificationRequest	23
8.4.1.2	Output message: startSmsNotificationResponse.....	23
8.4.1.3	Referenced faults.....	23
8.4.2	Operation: stopSmsNotification.....	24
8.4.2.1	Input message: stopSmsNotificationRequest	24
8.4.2.2	Output message: stopSmsNotificationResponse	24
8.4.2.3	Referenced faults.....	24
8.4.3	Operation: startDeliveryReceiptNotification	24
8.4.3.1	Input message: startDeliveryReceiptNotificationRequest.....	24
8.4.3.2	Output message: startDeliveryReceiptNotificationResponse.....	24
8.4.3.3	Referenced faults.....	24
8.4.4	Operation: stopDeliveryReceiptNotification	25
8.4.4.1	Input message: stopDeliveryReceiptNotificationRequest	25
8.4.4.2	Output message: stopDeliveryReceiptNotificationResponse	25
8.4.4.3	Referenced faults.....	25
9	Fault definitions.....	25
9.1	ServiceException.....	25
9.1.1	SVC0280: Message too long	25
9.1.2	SVC0281: Unrecognized data format	25
9.1.3	Void.....	26
9.1.4	SVC0283: Delivery Receipt Notification not supported.....	26
10	Service policies	26
Annex A (normative):	WSDL for Short Messaging.....	27
Annex B (informative):	Bibliography.....	28
History		29

Intellectual Property Rights

IPRs essential or potentially essential to the present document may have been declared to ETSI. The information pertaining to these essential IPRs, if any, is publicly available for **ETSI members and non-members**, and can be found in ETSI SR 000 314: *"Intellectual Property Rights (IPRs); Essential, or potentially Essential, IPRs notified to ETSI in respect of ETSI standards"*, which is available from the ETSI Secretariat. Latest updates are available on the ETSI Web server (<http://webapp.etsi.org/IPR/home.asp>).

Pursuant to the ETSI IPR Policy, no investigation, including IPR searches, has been carried out by ETSI. No guarantee can be given as to the existence of other IPRs not referenced in ETSI SR 000 314 (or the updates on the ETSI Web server) which are, or may be, or may become, essential to the present document.

Foreword

This ETSI Standard (ES) has been produced by ETSI Technical Committee Telecommunications and Internet converged Services and Protocols for Advanced Networking (TISPAN).

The present document is part 4 of a multi-part deliverable covering Open Service Access (OSA); Parlay X Web Services, as identified below:

- Part 1: "Common";
- Part 2: "Third Party Call";
- Part 3: "Call Notification";
- Part 4: "Short Messaging";**
- Part 5: "Multimedia Messaging";
- Part 6: "Payment";
- Part 7: "Account Management";
- Part 8: "Terminal Status";
- Part 9: "Terminal Location";
- Part 10: "Call Handling";
- Part 11: "Audio Call";
- Part 12: "Multimedia Conference";
- Part 13: "Address List Management";
- Part 14: "Presence";
- Part 15: "Message Broadcast";
- Part 16: "Geocoding";
- Part 17: "Application-driven Quality of Service (QoS)";
- Part 18: "Device Capabilities and Configuration";
- Part 19: "Multimedia Streaming Control";
- Part 20: "Multimedia Multicast Session Management".

ETSI STANDARD PREVIEW
(standards.iteh.ai)
Full standard:
<https://standards.iteh.ai/catalog/standards/sist/9be5a0a3-9d47-406-81f5-4e839e01d324/etsi-es-202-504-4-v1.1.1-2008-05>

The present document has been defined jointly between ETSI, The Parlay Group (<http://www.parlay.org>) and the 3GPP.

The present document forms part of the Parlay X 3.0 set of specifications.

The present document is equivalent to 3GPP TS 29.199-04 V7.2.0 (Release 7).

ITeH STANDARD PREVIEW
(standards.iteh.ai)

Full standard:
<https://standards.iteh.ai/catalog/standards/sist/9be5a0a3-9d47-406-81f5-4e839e01d324/etsi-es-202-504-4-v1.1.1-2008-05>

1 Scope

The present document is part 4 of the Stage 3 Parlay X 3 Web Services specification for Open Service Access (OSA).

The OSA specifications define an architecture that enables application developers to make use of network functionality through an open standardized interface, i.e. the OSA APIs.

The present document specifies the Short Messaging Web Service. The following are defined here:

- Name spaces.
- Sequence diagrams.
- Data definitions.
- Interface specification plus detailed method descriptions.
- Fault definitions.
- Service Policies.
- WSDL Description of the interfaces.

2 References

References are either specific (identified by date of publication and/or edition number or version number) or non-specific.

- For a specific reference, subsequent revisions do not apply.
- Non-specific reference may be made only to a complete document or a part thereof and only in the following cases:
 - if it is accepted that it will be possible to use all future changes of the referenced document for the purposes of the referring document;
 - for informative references.

Referenced documents which are not found to be publicly available in the expected location might be found at <http://docbox.etsi.org/Reference>.

For online referenced documents, information sufficient to identify and locate the source shall be provided. Preferably, the primary source of the referenced document should be cited, in order to ensure traceability. Furthermore, the reference should, as far as possible, remain valid for the expected life of the document. The reference shall include the method of access to the referenced document and the full network address, with the same punctuation and use of upper case and lower case letters.

NOTE: While any hyperlinks included in this clause were valid at the time of publication ETSI cannot guarantee their long term validity.

2.1 Normative references

The following referenced documents are indispensable for the application of the present document. For dated references, only the edition cited applies. For non-specific references, the latest edition of the referenced document (including any amendments) applies.

[1] W3C Recommendation (2 May 2001): "XML Schema Part 2: Datatypes".

NOTE: Available at: <http://www.w3.org/TR/2001/REC-xmlschema-2-20010502/>.

- [2] ETSI ES 202 504-1: "Open Service Access (OSA); Parlay X Web Services; Part 1: Common (Parlay X 3)".
- [3] ETSI TS 123 040: "Digital cellular telecommunications system (Phase 2+); Universal Mobile Telecommunications System (UMTS); Technical realization of Short Message Service (SMS) (3GPP TS 23.040)".
- [4] IETF RFC 2822: "Internet Message Format".

NOTE: Available at: <http://www.ietf.org/rfc/rfc2822.txt>

3 Definitions and abbreviations

3.1 Definitions

For the purposes of the present document, the terms and definitions given in ES 202 504-1 [2] and the following apply:

Whitespace: See definition for CFWS as defined in RFC 2822 [4].

3.2 Abbreviations

For the purposes of the present document, the abbreviations given in ES 202 504-1 [2] and the following apply:

SMS	Short Message Service
SMS-C	Short Message Service-Centre

4 Detailed service description

Currently, in order to programmatically receive and send SMS it is necessary to write applications using specific protocols to access SMS functions provided by network elements (e.g. SMS-C). This approach requires a high degree of network expertise. Alternatively it is possible to use the Parlay/OSA approach, invoking standard interfaces (e.g. User Interaction or Messaging Service Interfaces) to gain access to SMS capabilities, but these interfaces are usually perceived to be quite complex by IT application developers. Developers must have advanced telecommunication skills to use OSA interfaces.

In this clause is described a Parlay X 3 Web Service, for sending and receiving SMS messages. The overall scope of this Web Service is to provide to application developers primitives to handle SMS in a simple way. In fact, using the SMS Web Service, application developers can invoke SMS functions without specific Telco knowledge.

ShortMessaging provides operations (see clause 8.1, SendSms API) for sending an SMS message to the network and a polling mechanism for monitoring the delivery status of a sent SMS message. It also provide an asynchronous notification mechanism for delivery status (see clause 8.2.2, SmsNotification API: notifySmsDeliveryReceipt operation). In addition, a mechanism is provided to start and stop the notification of delivery receipts (see clause 8.4, SmsNotificationManager API).

ShortMessaging also allows an application to receive SMS messages. Both a polling (see clause 8.3, ReceiveSms API) and an asynchronous notification mechanism (see clause 8.2.1, SmsNotification API: notifySmsReception operation and clause 8.4, SmsNotificationManager API) are available.

Figure 1 shows a scenario using the SMS Web Service to send an SMS message from an application. The application invokes a Web Service to retrieve a weather forecast for a subscriber (1) and (2) and a Parlay X 3 Interface (3) to use the SMS Web Service operations (i.e. to send an SMS). After invocation, the SMS Web Service invokes a Parlay API method (4) using the Parlay/OSA SCS (Generic User Interaction) interface. This SCS handles the invocation and sends an UCP operation (5) to an SMS-C. Subsequently the weather forecast is delivered (6) to the subscriber.

In an alternative scenario, the Parlay API interaction involving steps (4) and (5) could be replaced with a direct interaction between the SMS Web Service and the Mobile network.

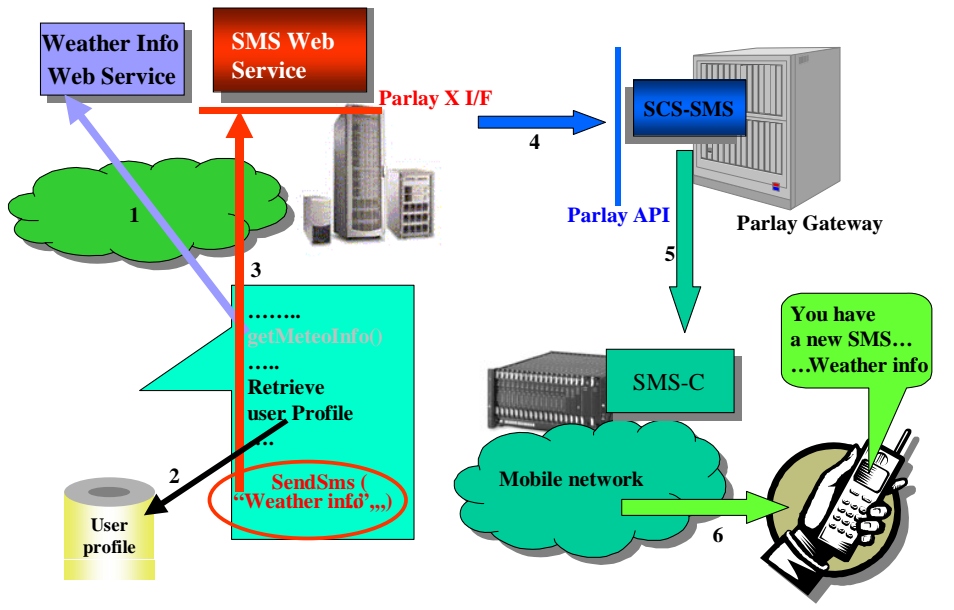


Figure 1: Send SMS Scenario

Figure 2 shows a scenario using the SMS Web Service to deliver a received SMS message to an application. The application receives a Parlay X 3 Web Service invocation for an SMS sent by a subscriber (1) and (2). The SMS message contains the e-mail address of the person the user wishes to call. The application invokes a Parlay X Interface (3) to the Third Party Call Web Service in order to initiate the call (4).

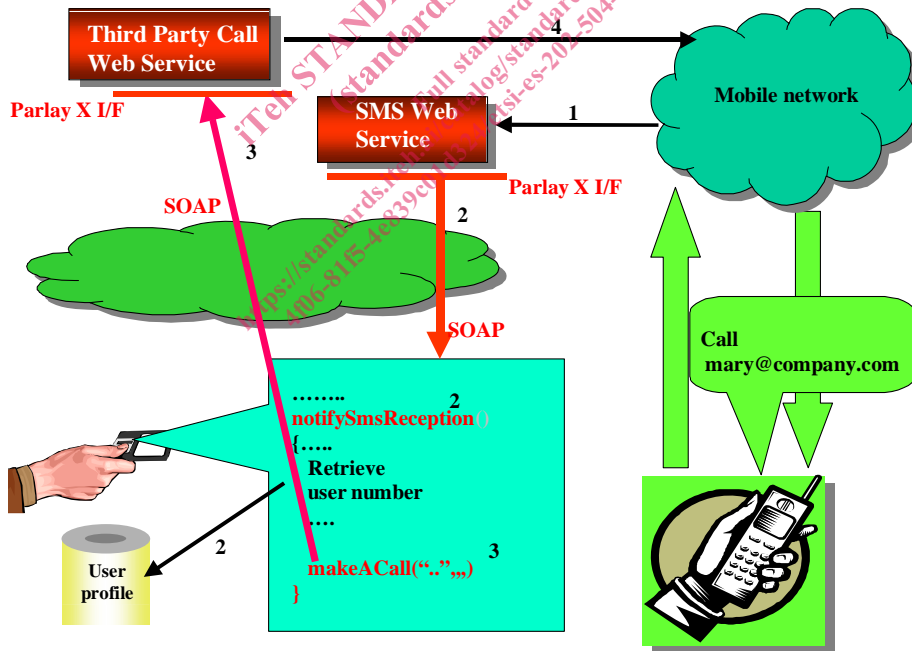


Figure 2: Receive SMS Scenario

5 Namespaces

The SendSms interface uses the namespace:

`http://www.csapi.org/wsd/parlayx/sms/send/v3_1`

The ReceiveSms interface uses the namespace:

`http://www.csapi.org/wsd/parlayx/sms/receive/v3_1`

The SmsNotification interface uses the namespace:

`http://www.csapi.org/wsd/parlayx/sms/notification/v3_1`

The SmsNotificationManager interface uses the namespace:

`http://www.csapi.org/wsd/parlayx/sms/notification_manager/v3_2`

The data types are defined in the namespace:

`http://www.csapi.org/schema/parlayx/sms/v3_0`

The "xsd" namespace is used in the present document to refer to the XML Schema data types defined in XML Schema [1]. The use of the name "xsd" is not semantically significant.

6 Sequence diagrams

6.1 Send SMS and report status

Sending SMS message from Web portals is a common capability offered by Service Providers. This sequence diagram shows a portal providing this service.

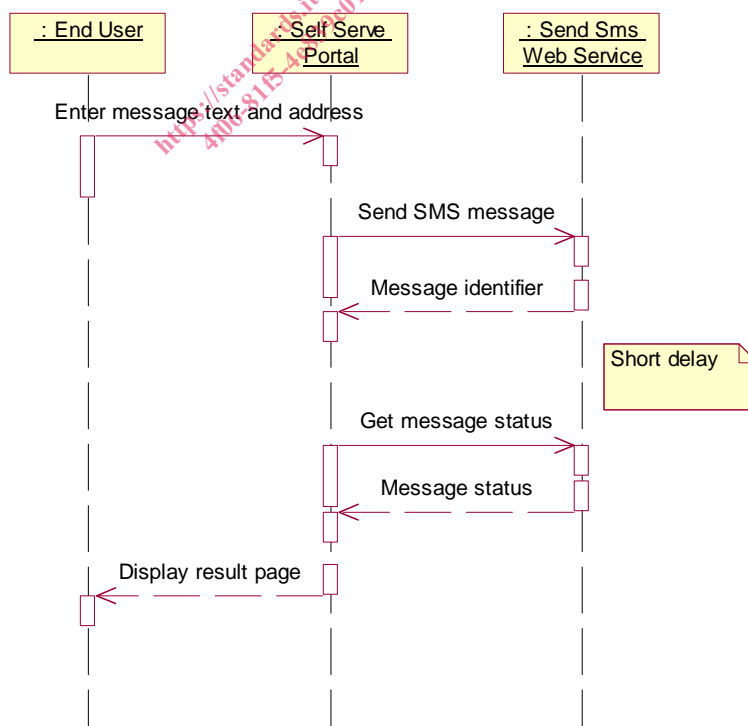


Figure 3