

INTERNATIONAL STANDARD

Ferrite cores – Guidelines on dimensions and the limits of surface
irregularities –
Part 7: EER-cores

(standards.iteh.ai)

IEC 63093-7:2018

<https://standards.iteh.ai/catalog/standards/sist/5b689d1c-7774-4d6d-b574-d34159c1cbb5/iec-63093-7-2018>



THIS PUBLICATION IS COPYRIGHT PROTECTED
Copyright © 2018 IEC, Geneva, Switzerland

All rights reserved. Unless otherwise specified, no part of this publication may be reproduced or utilized in any form or by any means, electronic or mechanical, including photocopying and microfilm, without permission in writing from either IEC or IEC's member National Committee in the country of the requester. If you have any questions about IEC copyright or have an enquiry about obtaining additional rights to this publication, please contact the address below or your local IEC member National Committee for further information.

IEC Central Office
3, rue de Varembe
CH-1211 Geneva 20
Switzerland

Tel.: +41 22 919 02 11
info@iec.ch
www.iec.ch

About the IEC

The International Electrotechnical Commission (IEC) is the leading global organization that prepares and publishes International Standards for all electrical, electronic and related technologies.

About IEC publications

The technical content of IEC publications is kept under constant review by the IEC. Please make sure that you have the latest edition, a corrigenda or an amendment might have been published.

IEC Catalogue - webstore.iec.ch/catalogue

The stand-alone application for consulting the entire bibliographical information on IEC International Standards, Technical Specifications, Technical Reports and other documents. Available for PC, Mac OS, Android Tablets and iPad.

Electropedia - www.electropedia.org

The world's leading online dictionary of electronic and electrical terms containing 21 000 terms and definitions in English and French, with equivalent terms in 16 additional languages. Also known as the International Electrotechnical Vocabulary (IEV) online.

IEC publications search - webstore.iec.ch/advsearchform

The advanced search enables to find IEC publications by a variety of criteria (reference number, text, technical committee,...). It also gives information on projects, replaced and withdrawn publications.

IEC Glossary - std.iec.ch/glossary

67 000 electrotechnical terminology entries in English and French extracted from the Terms and Definitions clause of IEC publications issued since 2002. Some entries have been collected from earlier publications of IEC TC 37, 77, 86 and CISPR.

IEC Just Published - webstore.iec.ch/justpublished

Stay up to date on all new IEC publications. Just Published details all new publications released. Available online and also once a month by email. <https://standards.iteh.ai/catalog/standards/sist/b574-d341-59c1-cbb5/iec-63993-7-2018>

IEC Customer Service Centre - webstore.iec.ch/csc

If you wish to give us your feedback on this publication or need further assistance, please contact the Customer Service Centre: sales@iec.ch.

IEC STANDARD PREVIEW
(standards.iteh.ai)
IEC 63993-7:2018
b574-d341-59c1-cbb5/iec-63993-7-2018

INTERNATIONAL STANDARD

**Ferrite cores – Guidelines on dimensions and the limits of surface
irregularities –
Part 7: EER-cores**

ITh STANDARD PREVIEW
(standards.iteh.ai)

[IEC 63093-7:2018](#)

<https://standards.iteh.ai/catalog/standards/sist/5b689d1c-7774-4d6d-b574-d34159c1cbb5/iec-63093-7-2018>

INTERNATIONAL
ELECTROTECHNICAL
COMMISSION

ICS 29.100.10

ISBN 978-2-8322-5485-1

Warning! Make sure that you obtained this publication from an authorized distributor.

CONTENTS

FOREWORD.....	4
1 Scope.....	6
2 Normative references	6
3 Terms and definitions	6
4 Primary dimensions	6
4.1 General.....	6
4.2 Dimensions of EER-cores	7
4.2.1 Principal dimensions	7
4.2.2 Effective parameter and A_{\min} values	8
4.3 Dimensional limits for coil formers.....	8
5 Limits of surface irregularities	9
5.1 General.....	9
5.2 Chips and ragged edges	10
5.2.1 General.....	10
5.2.2 Chips and ragged edges on the mating surfaces (see Figure 4)	10
5.2.3 Chips and ragged edges on the other surfaces (see Figure 4)	10
5.3 Cracks	12
5.4 Flash	12
5.5 Pull-outs	12
5.6 Crystallites.....	13
5.7 Pores.....	14
Annex A (normative) Derived standards IEC 63093-7:2018	15
Annex B (normative) Example of dimensions for gauges to check the dimensions of EER-cores meeting this primary standard.....	16
B.1 General.....	16
B.2 Procedure and requirements	16
Annex C (informative) Examples of allowable areas of chips.....	17
Bibliography.....	18
Figure 1 – Dimensions of EER-cores	7
Figure 2 – Essential dimensions of coil formers	8
Figure 3 – Examples of surface irregularities	9
Figure 4 – Chip locations for EER-cores	10
Figure 5 – Cracks and pull-out locations for EER-cores	12
Figure 6 – Crystallite location for EER-cores.....	13
Figure 7 – Pore location for EER-cores	14
Figure B.1 – Gauge dimensions	16
Table 1 – Dimensions of EER-cores.....	7
Table 2 – Effective parameter values of EER-cores	8

Table 3 – Dimensional limits for coil formers	9
Table 4 – Area and length reference for visual inspection	11
Table 5 – Limits for cracks	13
Table B.1 – Gauge dimensions	16
Table C.1 – Allowable areas of chips for EER-cores	17

iTeh STANDARD PREVIEW
(standards.iteh.ai)

[IEC 63093-7:2018](https://standards.iteh.ai/catalog/standards/sist/5b689d1c-7774-4d6d-b574-d34159c1cbb5/iec-63093-7-2018)

<https://standards.iteh.ai/catalog/standards/sist/5b689d1c-7774-4d6d-b574-d34159c1cbb5/iec-63093-7-2018>

INTERNATIONAL ELECTROTECHNICAL COMMISSION

**FERRITE CORES – GUIDELINES ON DIMENSIONS AND
THE LIMITS OF SURFACE IRREGULARITIES –****Part 7: EER-cores**

FOREWORD

- 1) The International Electrotechnical Commission (IEC) is a worldwide organization for standardization comprising all national electrotechnical committees (IEC National Committees). The object of IEC is to promote international co-operation on all questions concerning standardization in the electrical and electronic fields. To this end and in addition to other activities, IEC publishes International Standards, Technical Specifications, Technical Reports, Publicly Available Specifications (PAS) and Guides (hereafter referred to as “IEC Publication(s)”). Their preparation is entrusted to technical committees; any IEC National Committee interested in the subject dealt with may participate in this preparatory work. International, governmental and non-governmental organizations liaising with the IEC also participate in this preparation. IEC collaborates closely with the International Organization for Standardization (ISO) in accordance with conditions determined by agreement between the two organizations.
- 2) The formal decisions or agreements of IEC on technical matters express, as nearly as possible, an international consensus of opinion on the relevant subjects since each technical committee has representation from all interested IEC National Committees.
- 3) IEC Publications have the form of recommendations for international use and are accepted by IEC National Committees in that sense. While all reasonable efforts are made to ensure that the technical content of IEC Publications is accurate, IEC cannot be held responsible for the way in which they are used or for any misinterpretation by any end user.
- 4) In order to promote international uniformity, IEC National Committees undertake to apply IEC Publications transparently to the maximum extent possible in their national and regional publications. Any divergence between any IEC Publication and the corresponding national or regional publication shall be clearly indicated in the latter.
- 5) IEC itself does not provide any attestation of conformity. Independent certification bodies provide conformity assessment services and, in some areas, access to IEC marks of conformity. IEC is not responsible for any services carried out by independent certification bodies.
- 6) All users should ensure that they have the latest edition of this publication.
- 7) No liability shall attach to IEC or its directors, employees, servants or agents including individual experts and members of its technical committees and IEC National Committees for any personal injury, property damage or other damage of any nature whatsoever, whether direct or indirect, or for costs (including legal fees) and expenses arising out of the publication, use of, or reliance upon, this IEC Publication or any other IEC Publications.
- 8) Attention is drawn to the Normative references cited in this publication. Use of the referenced publications is indispensable for the correct application of this publication.
- 9) Attention is drawn to the possibility that some of the elements of this IEC Publication may be the subject of patent rights. IEC shall not be held responsible for identifying any or all such patent rights.

International Standard IEC 63093-7 has been prepared by IEC technical committee 51: Magnetic components, ferrite and magnetic powder materials.

This first edition cancels and replaces the first edition of IEC 62317-7 published in 2005. This edition constitutes a technical revision. This edition includes the following significant technical changes with respect to IEC 62317-7:

- a) IEC 63093-7 integrates IEC 62317-7 and IEC 60424-3;
- b) IEC 60424-3:2015, Table 2, has been included in Annex C as Table C.1.

The text of this International Standard is based on the following documents:

FDIS	Report on voting
51/1217/FDIS	51/1226/RVD

Full information on the voting for the approval of this International Standard can be found in the report on voting indicated in the above table.

This document has been drafted in accordance with the ISO/IEC Directives, Part 2.

A list of all parts in the IEC 63093 series, published under the general title *Ferrite cores – Guidelines on dimensions and the limits of surface irregularities* can be found on the IEC website.

The committee has decided that the contents of this document will remain unchanged until the stability date indicated on the IEC website under "<http://webstore.iec.ch>" in the data related to the specific document. At this date, the document will be

- reconfirmed,
- withdrawn,
- replaced by a revised edition, or
- amended.

A bilingual version of this publication may be issued at a later date.

iTeh STANDARD PREVIEW
(standards.iteh.ai)

[IEC 63093-7:2018](https://standards.iteh.ai/catalog/standards/sist/5b689d1c-7774-4d6d-b574-d34159c1cbb5/iec-63093-7-2018)

<https://standards.iteh.ai/catalog/standards/sist/5b689d1c-7774-4d6d-b574-d34159c1cbb5/iec-63093-7-2018>

FERRITE CORES – GUIDELINES ON DIMENSIONS AND THE LIMITS OF SURFACE IRREGULARITIES –

Part 7: EER-cores

1 Scope

This part of IEC 63093 specifies the dimensions that are of importance for mechanical interchangeability for a preferred range of EER-cores made of ferrite, the essential dimensions of coil formers to be used with them as well the effective parameter values to be used in calculations involving them, and gives guidelines on allowable limits of surface irregularities applicable to EER-cores.

This document is a specification useful in the negotiations between ferrite core manufacturers and customers about surface irregularities.

The use of “derived” standards which give more detailed specifications of component parts while still permitting compliance with this document is discussed in Annex A.

2 Normative references

The following documents are referred to in the text in such a way that some or all of their content constitutes requirements of this document. For dated references, only the edition cited applies. For undated references, the latest edition of the referenced document (including any amendments) applies.

IEC 60205, *Calculation of the effective parameters of magnetic piece parts*

IEC 60401-1, *Terms and nomenclature for cores made of magnetically soft ferrites – Part 1: Terms used for physical irregularities*

IEC 60424-1, *Ferrite cores – Guidelines on the limits of surface irregularities – Part 1: General specification*

3 Terms and definitions

For the purposes of this document, the terms and definitions given in IEC 60401-1 and IEC 60424-1 apply.

ISO and IEC maintain terminological databases for use in standardization at the following addresses:

- IEC Electropedia: available at <http://www.electropedia.org/>
- ISO Online browsing platform: available at <http://www.iso.org/obp>

4 Primary dimensions

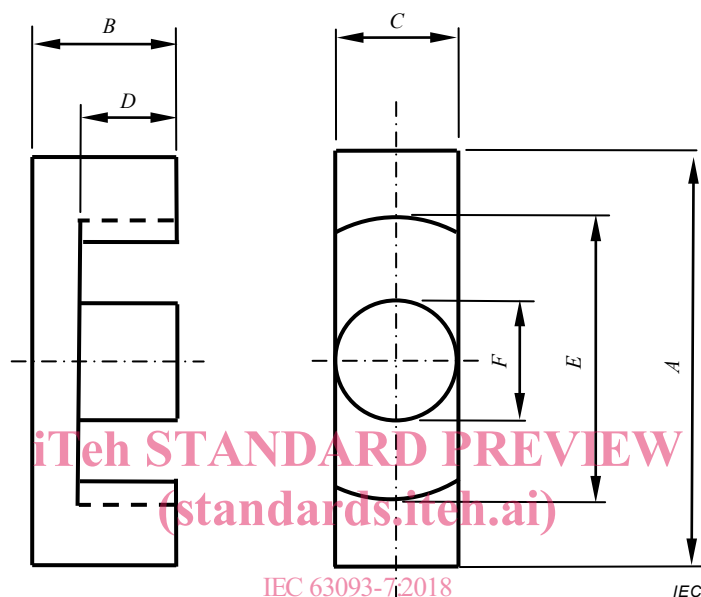
4.1 General

Compliance with the following requirements ensures mechanical interchangeability of complete assemblies and coil formers.

4.2 Dimensions of EER-cores

4.2.1 Principal dimensions

The principal dimensions of EER-cores shall be those given in Table 1. The dimensions of the cores may be checked by means of gauges. By way of example, possible dimensions for these gauges are given in Annex B. In order to facilitate production, it may be necessary to use gauges having dimensions that differ from those given in Annex B, although no relaxation of the requirements for the dimensions of the cores given in Table 1 is permitted. The dimensions specified in Table 1 are illustrated in Figure 1.



IEC 63093-7:2018
<https://standards.iteh.ai/catalog/standards/sist/5b689d1c-7774-4d6d-b574-d34159c1cbb5/iec-63093-7-2018>
 IEC

Figure 1 – Dimensions of EER-cores

Table 1 – Dimensions of EER-cores

Size	A mm		B mm		C mm		D mm		E mm		F mm	
	Min.	Max.	Min.	Max.	Min.	Max.	Min.	Max.	Min.	Max.	Min.	Max.
EER25,5	24,9	26,1	9,05	9,55	7,25	7,75	5,95	6,45	19,7	20,9	7,25	7,75
EER28	27,9	29,1	13,7	14,3	11,1	11,7	9,3	9,9	21,1	22,3	9,6	10,2
EER28L	27,9	29,1	16,6	17,2	11,1	11,7	12,2	12,8	21,1	22,3	9,6	10,2
EER35	34,2	35,8	20,4	21,0	11,0	11,6	14,4	15,0	25,3	26,9	11,0	11,6
EER39	38,2	39,8	21,8	22,6	12,5	13,1	16,6	17,4	28,4	30,0	12,5	13,1
EER40	39,5	40,5	22,2	22,6	13,05	13,55	15,1	15,7	29,0	30,8	13,05	13,55
EER42	41,1	42,9	20,8	21,6	14,8	15,6	14,9	15,7	29,2	31,0	14,8	15,6
EER49	47,9	50,1	30,8	31,6	16,8	17,6	22,3	23,1	36,0	38,2	16,8	17,6

4.2.2 Effective parameter and A_{min} values

The effective parameter values of a pair of cores whose dimensions comply with 4.2.1 shall be as given in Table 2. For the definitions of these parameters and their calculations, see IEC 60205.

Table 2 – Effective parameter values of EER-cores

Size	C_1 mm ⁻¹	C_2 mm ⁻³	l_e mm	A_e mm ²	V_e mm ³	A_{min}^a mm ²
EER25,5	1,070 0	$2,408 7 \times 10^{-2}$	47,5	44,4	2 110	42,5
EER28	0,728 16	$0,843 36 \times 10^{-2}$	62,9	86,4	5 430	77,0
EER28L	0,868 36	$1,013 8 \times 10^{-2}$	74,4	85,7	6 370	77,0
EER35	0,815 66	$0,738 15 \times 10^{-2}$	90,1	111	9 960	100
EER39	0,762 91	$0,573 84 \times 10^{-2}$	101	133	13 500	129
EER40	0,643 21	$0,424 31 \times 10^{-2}$	97,5	152	14 800	139
EER42	0,510 64	$0,272 52 \times 10^{-2}$	95,7	187	17 900	179
EER49	0,557 95	$0,231 33 \times 10^{-2}$	134	241	32 400	228

NOTE 1 The manufacturers can indicate in their catalogues more precise values than those given in Table 2.

NOTE 2 The above values have been calculated using the method given in IEC 60205.

^a See IEC 60205 for the definition of A_{min} .

STANDARD PREVIEW
(standards.iteh.ai)

4.3 Dimensional limits for coil formers

The essential dimensions of coil formers suitable for use with a pair of EER-cores shall be as given in Table 3. The dimensions specified in Table 3 are illustrated in Figure 2.

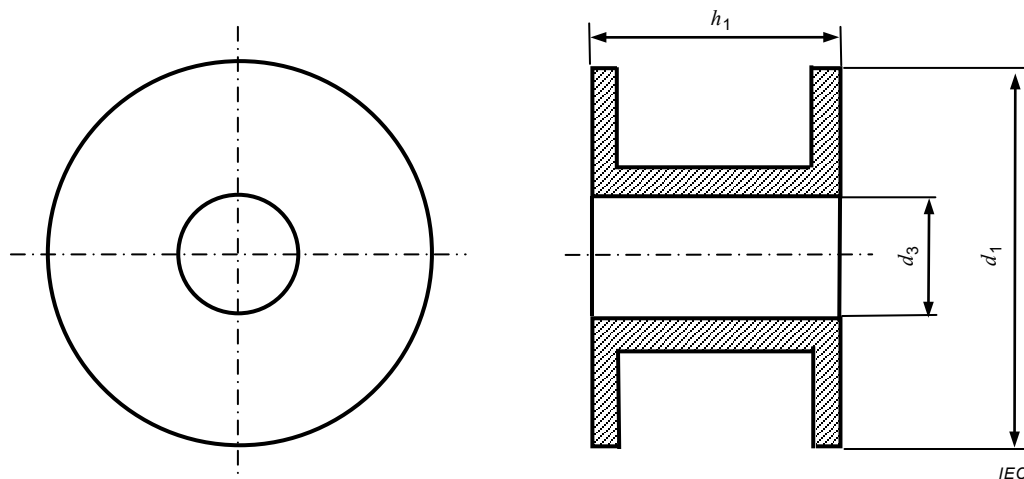


Figure 2 – Essential dimensions of coil formers

Table 3 – Dimensional limits for coil formers

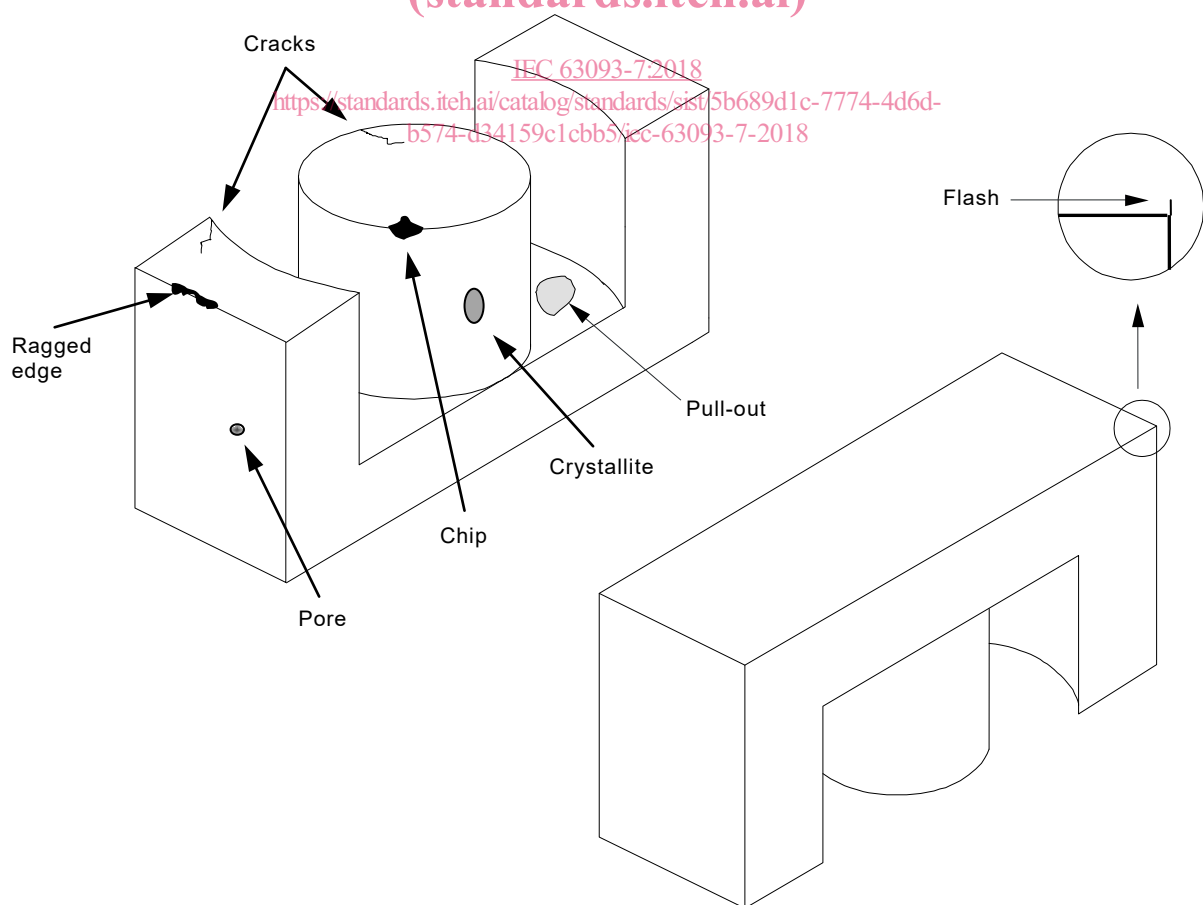
Size	d_1 mm	d_3 mm	h_1 mm
	Max.	Min.	Max.
EER 25,5	19,3	8,0	11,7
EER 28	20,7	10,4	18,4
EER 28L	20,7	10,4	24,2
EER 35	24,9	11,8	28,6
EER 39	27,9	13,3	33,0
EER 40	28,5	13,8	30,0
EER 42	28,6	15,8	29,6
EER 49	35,4	17,9	44,3

5 Limits of surface irregularities

5.1 General

Surface irregularities are defined in IEC 60424-1.

Figure 3 shows different examples of surface irregularities of an EER-core.



IEC

Figure 3 – Examples of surface irregularities