

---

---

**Reciprocating internal combustion  
engines — Performance —**

**Part 5:  
Torsional vibrations**

*Moteurs alternatifs à combustion interne — Performances —  
Partie 5: Vibrations de torsion*  
**(standards.iteh.ai)**

[ISO 3046-5:2001](https://standards.iteh.ai/catalog/standards/sist/7116b7ab-2a79-49e5-b0c3-c34d7814670d/iso-3046-5-2001)

<https://standards.iteh.ai/catalog/standards/sist/7116b7ab-2a79-49e5-b0c3-c34d7814670d/iso-3046-5-2001>



**PDF disclaimer**

This PDF file may contain embedded typefaces. In accordance with Adobe's licensing policy, this file may be printed or viewed but shall not be edited unless the typefaces which are embedded are licensed to and installed on the computer performing the editing. In downloading this file, parties accept therein the responsibility of not infringing Adobe's licensing policy. The ISO Central Secretariat accepts no liability in this area.

Adobe is a trademark of Adobe Systems Incorporated.

Details of the software products used to create this PDF file can be found in the General Info relative to the file; the PDF-creation parameters were optimized for printing. Every care has been taken to ensure that the file is suitable for use by ISO member bodies. In the unlikely event that a problem relating to it is found, please inform the Central Secretariat at the address given below.

**iTeh STANDARD PREVIEW**  
**(standards.iteh.ai)**

ISO 3046-5:2001

<https://standards.iteh.ai/catalog/standards/sist/7116b7ab-2a79-49e5-b0c3-c34d7814670d/iso-3046-5-2001>

© ISO 2001

All rights reserved. Unless otherwise specified, no part of this publication may be reproduced or utilized in any form or by any means, electronic or mechanical, including photocopying and microfilm, without permission in writing from either ISO at the address below or ISO's member body in the country of the requester.

ISO copyright office  
Case postale 56 • CH-1211 Geneva 20  
Tel. + 41 22 749 01 11  
Fax + 41 22 749 09 47  
E-mail [copyright@iso.ch](mailto:copyright@iso.ch)  
Web [www.iso.ch](http://www.iso.ch)

Printed in Switzerland

## Foreword

ISO (the International Organization for Standardization) is a worldwide federation of national standards bodies (ISO member bodies). The work of preparing International Standards is normally carried out through ISO technical committees. Each member body interested in a subject for which a technical committee has been established has the right to be represented on that committee. International organizations, governmental and non-governmental, in liaison with ISO, also take part in the work. ISO collaborates closely with the International Electrotechnical Commission (IEC) on all matters of electrotechnical standardization.

International Standards are drafted in accordance with the rules given in the ISO/IEC Directives, Part 3.

The main task of technical committees is to prepare International Standards. Draft International Standards adopted by the technical committees are circulated to the member bodies for voting. Publication as an International Standard requires approval by at least 75 % of the member bodies casting a vote.

Attention is drawn to the possibility that some of the elements of this part of ISO 3046 may be the subject of patent rights. ISO shall not be held responsible for identifying any or all such patent rights.

ISO 3046-5 was prepared by Technical Committee ISO/TC 70, *Internal combustion engines*.

This second edition cancels and replaces the first edition (ISO 3046-5:1978), which has been technically revised.

ISO 3046 consists of the following parts, under the general title *Reciprocating internal combustion engines — Performance*:

- *Part 1: Declarations of power, fuel and lubricating oil consumptions and test methods — Additional requirements*
- *Part 2: Test methods*
- *Part 3: Test measurements*
- *Part 4: Speed governing*
- *Part 5: Torsional vibrations*
- *Part 6: Overspeed protection*
- *Part 7: Codes for engine power*

**iTeh STANDARD PREVIEW**  
**(standards.iteh.ai)**

ISO 3046-5:2001

<https://standards.iteh.ai/catalog/standards/sist/7116b7ab-2a79-49e5-b0c3-c34d7814670d/iso-3046-5-2001>

# Reciprocating internal combustion engines — Performance —

## Part 5: Torsional vibrations

### 1 Scope

This part of ISO 3046 establishes general requirements and definitions for torsional vibrations in shaft systems of sets driven by reciprocating internal combustion (RIC) engines.

Where necessary, individual requirements can be given for particular engine applications.

This part of ISO 3046 covers sets driven by reciprocating internal combustion engines for land, rail-traction and marine use, excluding sets used to propel road construction and earthmoving machines, agricultural tractors, industrial types of tractors, automobiles and trucks, and aircraft.

iTeh STANDARD PREVIEW

### 2 Normative references (standards.iteh.ai)

The following normative documents contain provisions, which, through reference in this text, constitute provisions of this part of ISO 3046. For dated references, subsequent amendments to, or revisions of, any of these publications do not apply. However, parties to agreements based on this part of ISO 3046 are encouraged to investigate the possibility of applying the most recent editions of the normative documents indicated below. For undated references, the latest edition of the normative document referred to applies. Members of ISO and IEC maintain registers of currently valid International Standards.

ISO 2041:1990, *Vibration and shock — Vocabulary*

ISO 2710-1, *Reciprocating internal combustion engines — Vocabulary — Part 1: Terms for engine design and operation*

ISO 2710-2, *Reciprocating internal combustion engines — Vocabulary — Part 2: Terms for engine maintenance*

### 3 Terms and definitions

For the purposes of this part of ISO 3046 the terms and definitions in ISO 2710-1 and ISO 2710-2 as well as the following apply.

#### 3.1

##### **set**

assembly of mechanisms including one or more RIC engines and the driven machinery

#### 3.2

##### **shaft system**

assembly of all the components of a set connected so that they can rotate (see Figure 1)

NOTE When the torsional vibrations are calculated, it is the complete shaft system that is considered.

**3.3**

**torsional vibrations**

oscillatory angular deformation (twist) of a rotating shaft system

**3.4**

**torsional vibration amplitude**

maximum angular displacement measured in a section perpendicular to the axis of the shaft system between the angular position considered and a given arbitrary reference position

**3.5**

**natural frequency**

parameter that can be calculated for each solution of the equation of motion for the undamped system

See 2.80 of ISO 2041:1990.

NOTE It is usually not necessary to calculate the natural frequency for a damped system.

**3.6**

**natural vector**

relative amplitude for the whole section where the system is vibrating at its associated natural frequency and an arbitrary section of the system is chosen as a reference and given an amplitude of unity

**3.7**

**elastic line**

envelope of the natural vector amplitudes in each section (see Figure 2)

iTeh STANDARD PREVIEW

**3.8**

**vibratory node**

point of elastic line where relative natural vector amplitude is equal to zero

(standards.iteh.ai)

**3.9**

**natural mode of torsional vibration**

natural frequency and its elastic line that characterizes each mode of torsional vibration

ISO 3046-5:2001

[https://standards.iteh.ai/catalog/standards/sist/7116b7ab-2a79-49e5-b0c3-](https://standards.iteh.ai/catalog/standards/sist/7116b7ab-2a79-49e5-b0c3-c34d7814670d/iso-3046-5-2001)

[c34d7814670d/iso-3046-5-2001](https://standards.iteh.ai/catalog/standards/sist/7116b7ab-2a79-49e5-b0c3-c34d7814670d/iso-3046-5-2001)

NOTE Examples are first mode of vibration or one node mode of vibration or second mode of vibration or two node modes of vibration.

**3.10**

**excitation torque**

torsional periodic torque generated by the RIC engine or driven components that excites torsional vibration of the shaft system

**3.11**

**harmonic**

each term of a series of sinusoidal terms (Fourier series) into which the excitation torque may be subdivided

See 2.26 of ISO 2041:1990.

NOTE Each of these harmonics is theoretically capable of producing resonance at the appropriate rotational velocity of the shaft system. The Fourier series terms are written in increasing order. The first harmonic is related to the first term of the series (even if it had zero magnitude) and so on (see Figure 3). The constant term is the mean torque.

**3.12**

**vibration order**

number of oscillations per revolution associated with each harmonic

NOTE For RIC engines operating on the two-stroke cycle, the vibration order corresponds to the range of the harmonic. For four-stroke engines, the range of the harmonic may be divided by two to obtain the corresponding vibration order; e.g. II/4 for the resonance speed at which the second mode of vibration is excited by the fourth order harmonic.

**3.13****resonance speed**

speed at which the whole shaft system resonates (as the natural frequency of a vibration mode equals the frequency of one of the harmonics of the excitation torques)

See 2.73 of ISO 2041:1990.

**3.14****synthesized torsional stress**

torsional stress generated in a given section of the shaft system by the total of all the harmonics of the excitation torques, taking account of the magnitude and phase of the stress generated by each harmonic (see Figure 4)

NOTE Mean torque is not used when elaborating the synthesized torsional stress.

**3.15****additional torsional stress**

stress due to the torsional vibrations of a given harmonic which is superimposed on the torsional stress corresponding to the mean torque transmitted in the given section of the shaft system being considered

**3.16****barred speed range**

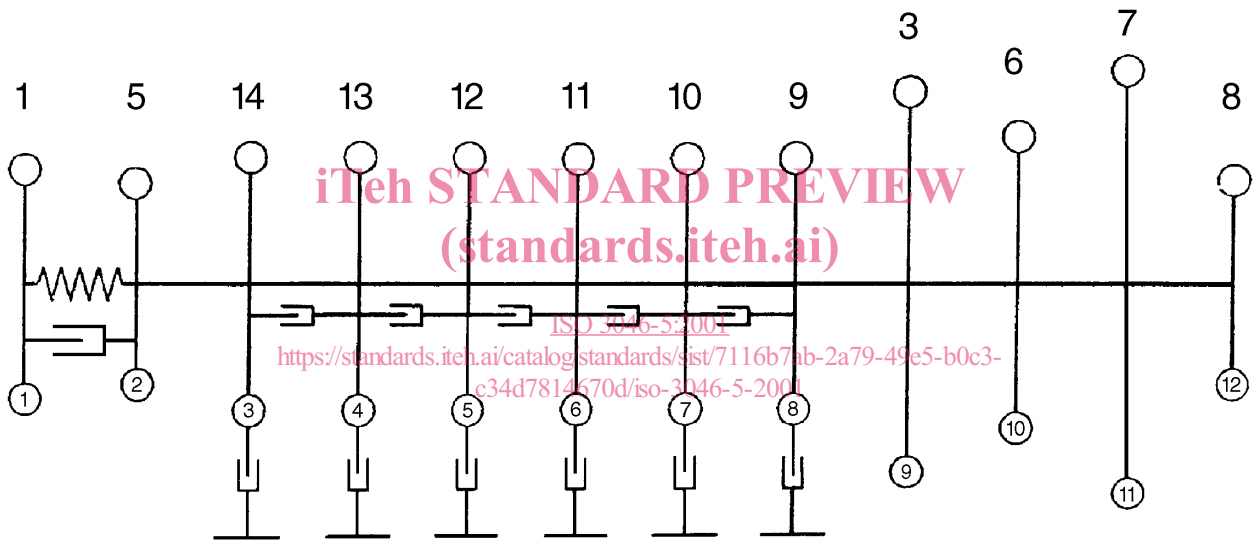
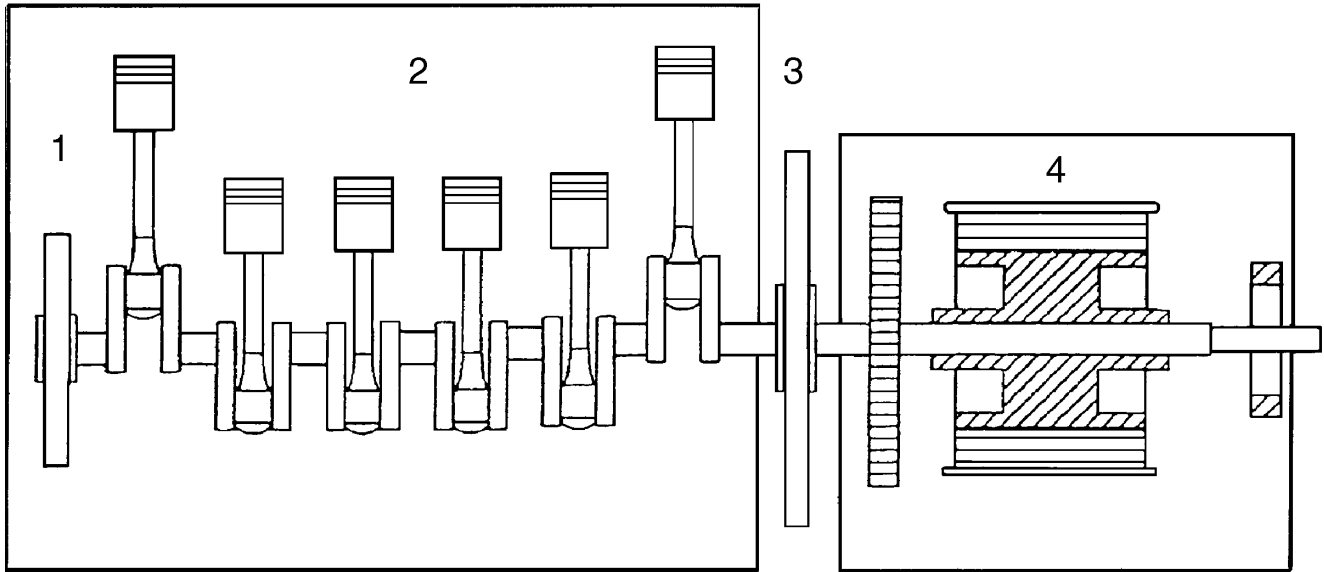
speed range over which the stress caused by the torsional vibration exceeds the stress value permitted for continuous operation

NOTE Continuous operation in this speed range is forbidden, but passing through in transient operation is permissible provided that it offers no danger or damage to the shaft system.

IT IS STANDARD PREVIEW  
(standards.iteh.ai)

[ISO 3046-5:2001](https://standards.iteh.ai/catalog/standards/sist/7116b7ab-2a79-49e5-b0c3-c34d7814670d/iso-3046-5-2001)

<https://standards.iteh.ai/catalog/standards/sist/7116b7ab-2a79-49e5-b0c3-c34d7814670d/iso-3046-5-2001>

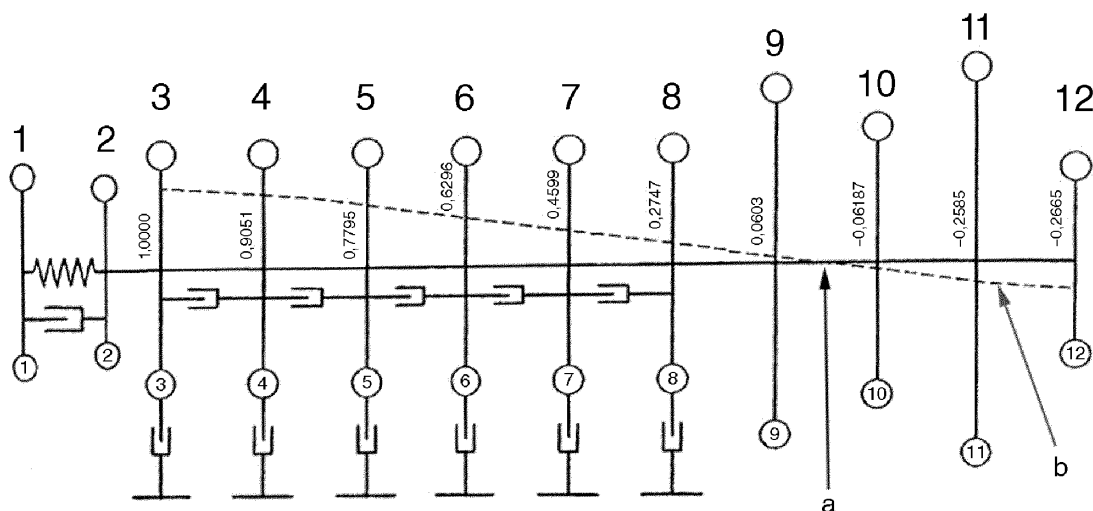


**Key**

- |              |               |
|--------------|---------------|
| 1 Damper     | 8 Exciter     |
| 2 Engine     | 9 Cylinder 6  |
| 3 Flywheel   | 10 Cylinder 5 |
| 4 Alternator | 11 Cylinder 4 |
| 5 Case       | 12 Cylinder 3 |
| 6 Fan        | 13 Cylinder 2 |
| 7 Rotor      | 14 Cylinder 1 |

**Figure 1 — Six-cylinder diesel engine and alternator and equivalent ideal system**





**Key**

- |              |                |
|--------------|----------------|
| 1 Damper     | 8 Cylinder 1   |
| 2 Case       | 9 Flywheel     |
| 3 Cylinder 6 | 10 Fan         |
| 4 Cylinder 5 | 11 Rotor       |
| 5 Cylinder 4 | 12 Exciter     |
| 6 Cylinder 3 | a Node         |
| 7 Cylinder 2 | b Elastic line |

ITIH STANDARD PREVIEW  
(standards.iteh.ai)

**Figure 2 — Typical vector diagram**

ISO 3046-5:2001

<https://standards.iteh.ai/catalog/standards/sist/7116b7ab-2a79-49e5-b0c3-c34d7814670d/iso-3046-5-2001>