



## Standard Test Method for Burning Quality of Kerosine<sup>1</sup>

This standard is issued under the fixed designation D 187; the number immediately following the designation indicates the year of original adoption or, in the case of revision, the year of last revision. A number in parentheses indicates the year of last reapproval. A superscript epsilon ( $\epsilon$ ) indicates an editorial change since the last revision or reapproval.

*This standard has been approved for use by agencies of the Department of Defense. Replaces Method D 2106 of Federal Test Method Standard No. 791b.*

### 1. Scope

1.1 This test method covers the qualitative determination of the burning properties of kerosine to be used for illuminating purposes.

NOTE 1—**Warning:** Combustible. Vapor harmful.

NOTE 2—The corresponding Institute of Petroleum (IP) test method is IP 10 which features a quantitative evaluation of the wick-char-forming tendencies of the kerosine, whereas Test Method D 187 features a qualitative performance evaluation of the kerosine. Both methods subject the kerosine to somewhat more severe operating conditions than would be experienced in typical designated applications.

1.2 *This standard does not purport to address all of the safety concerns, if any, associated with its use. It is the responsibility of the user of this standard to establish appropriate safety and health practices and determine the applicability of regulatory limitations prior to use.* Specific hazard statements are given in Note 1, Note 3 through Note 13, and Section 7.

### 2. Referenced Documents

#### 2.1 ASTM Standards:

D 91 Test Method for Precipitation Number of Lubricating Oils<sup>2</sup>

D 3699 Specification for Kerosine<sup>3</sup>

D 4057 Practice for Manual Sampling of Petroleum and Petroleum Products<sup>3</sup>

D 4177 Practice for Automatic Sampling of Petroleum and Petroleum Products<sup>3</sup>

#### 2.2 Other Document:

Formulas for Denatured Alcohol and Rum, Treasury Dept., U. S. Bureau of Alcohol, Tobacco, and Firearms, Publication No. 368<sup>4</sup>

### 3. Summary of Test Method

3.1 The kerosine sample is burned for 16 h in a specified lamp under specified conditions. The average rate of burning, the change in the shape of the flame, and the density and color of the chimney deposit are reported.

### 4. Significance and Use

4.1 Since the information provided by this method is largely qualitative in nature, specific limits covering the following characteristics are required in referring to this method in specifications for kerosine:

4.1.1 Duration of the test: 16 h is understood, if not otherwise specified.

4.1.2 Permissible change in flame shape and dimensions during the test.

4.1.3 Description of the acceptable appearance of the chimney deposit.

### 5. Apparatus

5.1 *Lamp Assembly*<sup>5</sup>, conforming essentially to the shape and dimensions shown in Fig. 1. It is essential to ensure that the burner fits vertically into the oil reservoir and that the wick-guide has parallel sides and is centrally disposed in relation to the slot in the dome of the burner. Any distortion of the wickguide or dome will hinder attainment of the prescribed flame shape and render subsequent qualitative ratings unreliable.

5.2 *Wick*<sup>5</sup>, 19-mm paraffin flat, super quality, containing approximately 43 ends of three-ply yarn, woven double plain weave with stitching ends, one blue stripe on one face and one green stripe on the reverse face, woven with approximately 16 picks per 10 mm and weighing normally 15 g/m. After weaving, the wick shall be boiled in distilled water and dried thoroughly.

5.2.1 The wick shall then be made into rolls and left for seven days before it is cut into 200-mm lengths. The lengths shall then be packed into suitable containers. The ash of the wick shall not exceed 0.4 weight %.

5.3 *Sight Gage*<sup>5</sup>—A suitable flame-size measuring device,

<sup>1</sup> This test method is under the jurisdiction of ASTM Committee D-2 on Petroleum Products and Lubricants and is the direct responsibility of Subcommittee D02.E on Burner, Diesel, and Gas Turbine Fuel Oils.

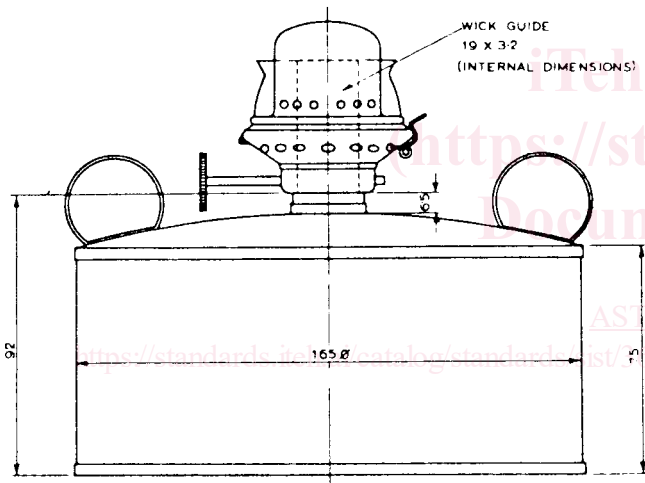
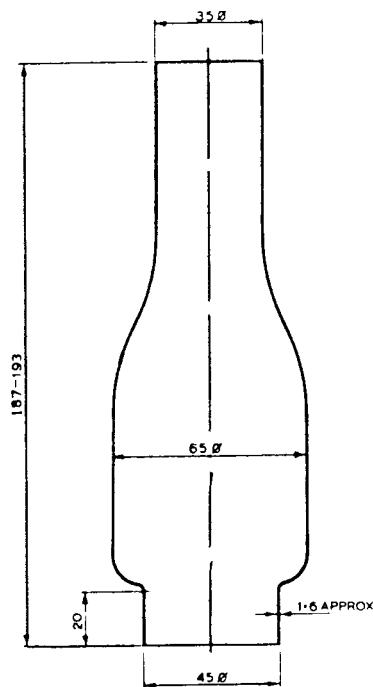
Current edition approved Feb. 15, 1994. Published April 1994. Originally published as D 187 – 48 T. Last previous edition D 187 – 82 (1988)  $\epsilon^1$ .

<sup>2</sup> *Annual Book of ASTM Standards*, Vol 05.01.

<sup>3</sup> *Annual Book of ASTM Standards*, Vol 05.02.

<sup>4</sup> Available from Superintendent of Documents, U. S. Government Printing Office, Washington DC 20402.

<sup>5</sup> Equipment is available from Stanhope-Seta Limited, Park Close, Englefield Green, Egham, Surrey, England TW20 OXD.



NOTE 1—All dimensions shown are in millimetres. Except where otherwise indicated, the tolerance for chimney dimensions is  $\pm 1$  mm.

**FIG. 1 Test Lamp**

accurate to 1 mm. The sight gage shown in Fig. 2 is satisfactory.

## 6. Reagents and Materials

(See 7.1 for specific safety precautions)

6.1 *Formula 3A Denatured Ethanol*—See 2.2 for reference document.

6.2 *Hydrochloric Acid, Dilute* (approximately 6 N).

6.3 *Kerosine*—See Specification D 3699.

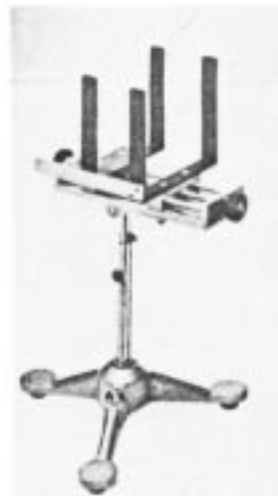
6.4 *Precipitation Naphtha*—See Test Method D 91, 6.1.

## 7. Precautions

7.1 *Specific Safety Precautions:*

7.1.1 *Formula 3A Denatured Ethanol:*

NOTE 3—**Warning:** Flammable. Denatured—cannot be made non-toxic.



**FIG. 2 Sight Gage**

7.1.2 *Hydrochloric Acid*—Dilute 6 N.

NOTE 4—**Warning:** Causes burns. Vapor harmful.

7.1.3 *Kerosine:*

NOTE 5—**Warning:** Combustible. Vapor harmful.

7.1.4 *Precipitation Naphtha:*

NOTE 6—**Warning:** Extremely flammable. Harmful if inhaled. Vapors may cause flash fire.

7.2 *Technical Precautions:*

7.2.1 *Test Room*—It is desirable to dedicate a suitable room for the exclusive conduct of kerosine burning tests. However, kerosine burning tests can be conducted in any part of a room that is adequately ventilated and reasonably free of drafts. When necessary, the test lamp should be surrounded with a suitable circular shield to protect from drafts. The circular shield is to be constructed of draft-proof material of about 600 mm diameter and height.

7.2.2 *Lamp Location*—Place the test lamps at least 300 mm apart and 300 mm from any wall or other obstruction.

7.2.3 *Test Temperature*—Maintain test room temperature above 15°C and allow the temperature of the kerosine to approach equilibrium room temperature within at least 5°C.

## 8. Sampling

8.1 The fundamental objective of sampling is to obtain a sample for testing purposes that is truly representative of the entire quantity of a given bulk product tank, batch, shipment, etc., at the time and place of sampling.

8.2 Thus, the sampling procedures employed are to ensure initial procurement of a representative sample and also preclude subsequent contamination or deterioration of the sample during handling prior to testing. To this end, kerosine samples for burning quality testing are to be obtained and handled in strict accordance with Practice D 4057 and D 4177. Rigorous compliance with stipulated provisions for precautions, care, and cleanliness during sample handling is an essential requirement.

## 9. Preparation of Apparatus

9.1 Drain the lamp reservoir completely of any previous