INTERNATIONAL STANDARD

ISO 11105

Second edition
1997-05-15

Small craft — Ventilation of petrol engine and/or petrol tank compartments

Navires de plaisance — Ventilation des compartiments moteur à essence et/ou réservoir à essence

iTeh STANDARD PREVIEW
(standards.iteh.ai)

ISO 11105:1997
https://standards.iteh.ai/catalog/standards/sist/2a6c6aa9-995c-4c86-9f12-6c8f2075475f/iso-11105-1997

Reference number
ISO 11105:1997(E)

Foreword

ISO (the International Organization for Standardization) is a worldwide federation of national standards bodies (ISO member bodies). The work of preparing International Standards is normally carried out through ISO technical committees. Each member body interested in a subject for which a technical committee has been established has the right to be represented on that committee. International organizations, governmental and non-governmental, in liaison with ISO, also take part in the work. ISO collaborates closely with the International Electrotechnical Commission (IEC) on all matters of electrotechnical standardization.

Draft International Standards adopted by the technical committees are circulated to the member bodies for voting. Publication as an International Standard requires approval by at least 75 % of the member bodies casting a vote.

iTeh STANDARD PREVIEW
(standards.iteh.ai)

International Standard ISO 11105 was prepared by Technical Committee ISO/TC 188, *Small craft*.

This second edition cancels and replaces the first edition (ISO 11105:1995), definition 3.2, subclauses 4.3.1 and 4.3.2, of which have been deleted. Additionally, subclause 4.4 and figure 1 have been amended.

ISO 11105:1997
https://standards.iteh.ai/catalog/standards/sist/2a6c6ea9-995c-4c86-9f12-6c8f2075475f/iso-11105-1997

Annex A of this International Standard is for information only.

© ISO 1997

All rights reserved. Unless otherwise specified, no part of this publication may be reproduced or utilized in any form or by any means, electronic or mechanical, including photocopying and microfilm, without permission in writing from the publisher.

International Organization for Standardization
Case postale 56 • CH-1211 Genève 20 • Switzerland
Internet: central@iso.ch
X.400: c=ch; a=400net; p=iso; o=isocs; s=central

Printed in Switzerland

Small craft — Ventilation of petrol engine and/or petrol tank compartments

1 Scope

This International Standard specifies requirements for ventilation of petrol engine and petrol tank compartments in small craft of up to 24 m length of hull, having petrol engines for propulsion, electrical generation or mechanical power, to prevent accumulation of explosive gases in these compartments. Personal watercraft are not covered.

2 Normative references

The following standards contain provisions which, through reference in this text, constitute provisions of this International Standard. At the time of publication, the editions indicated were valid. All standards are subject to revision, and parties to agreements based on this International Standard are encouraged to investigate the possibility of applying the most recent editions of the standards listed below. Members of IEC and ISO maintain registers of currently valid International Standards.

iTeh STANDARD PREVIEW
(standards.iteh.ai)

ISO 8846:1990, *Small craft — Electrical devices — Protection against ignition of surrounding flammable gases.*

ISO 11105:1997
https://standards.iteh.ai/catalog/standards/sist/2a0c0a89-993c-4c86-9f12-6c8f2075475f/iso-11105-1997

ISO 9097:1991, *Small craft — Electric fans.*

ISO 11192:—[1], *Small craft — Graphical symbols.*

3 Definition

For the purposes of this International Standard, the following definition applies.

3.1 open to atmosphere: Compartment or space having at least 0,34 m^2 of permanent open area directly exposed to the atmosphere for each cubic metre of net compartment volume.

4 General requirements

4.1 Natural ventilation shall be provided in petrol engine and petrol tank compartments in accordance with clause 5.

4.2 Powered ventilation shall be provided in petrol engine compartments in accordance with clause 6.

4.3 The ventilation duct sizes and airflow requirements shall be calculated based on compartment volumes.

1) To be published.

4.4 Compartments containing petrol engines and/or petrol tanks shall be sealed from enclosed accommodation spaces.

Separating structures are regarded as being sealed if they fulfil the following requirements:

a) the boundaries are welded, brazed, glued, laminated or the like;

b) penetrations for cables, piping etc. are closed by fittings and/or sealants;

c) access openings, for example doors and hatches, are equipped with fittings and are secured.

The effectiveness of the seal can be assessed either by consulting the manufacturer's documentation or by visual inspection during construction.

4.5 No ventilation is required in petrol engine or petrol tank compartments which are open to the atmosphere as defined in 3.1.

4.6 Neither supply nor exhaust ducts shall open into an accommodation space.

4.7 Electrical components installed in petrol engine and petrol tank compartments and any connecting compartments, not open to the atmosphere, shall be ignition-protected in accordance with ISO 8846.

5 Natural ventilation systems

5.1 Unless open to the atmosphere, each compartment in a craft shall have a natural ventilation system if

— it contains a permanently installed petrol engine; or

— it contains a permanently installed petrol tank and an electrical component other than the petrol level gauge sending unit; or

— it is designated to contain a portable petrol tank.

iTeh STANDARD PREVIEW
(standards.iteh.ai)
ISO 11105:1997
https://standards.iteh.ai/catalog/standards/sist/2a6c6aa9-995c-4c86-9f12-6e8f2f75475f/iso-11105-1997

5.2 Natural ventilation shall be achieved by an airflow in a compartment by the following:

— a supply opening or duct from the atmosphere; and

— an exhaust opening or duct to the atmosphere.

Each exhaust opening or exhaust duct shall originate in the lower one-third of the compartment.

Each supply opening or supply duct and each exhaust opening or exhaust duct in a compartment shall be above the normal accumulation of bilge water.

Compartment air intake and exhaust duct openings shall be separated by at least 600 mm, compartment dimensions permitting.

5.3 Except as provided in 5.4, the combined area of supply openings or supply ducts, and the combined area of exhaust openings or exhaust ducts shall have a minimum internal cross-sectional area calculated as follows:

$$A = 3\,300 \ln (V/0{,}14)$$

where

A is the minimum combined internal cross-sectional area of the openings or ducts, in square millimetres;

V is the net compartment volume equal to the total compartment volume minus the volume of permanently installed components in it, in cubic metres.

A corresponding graph is given in figure 1.

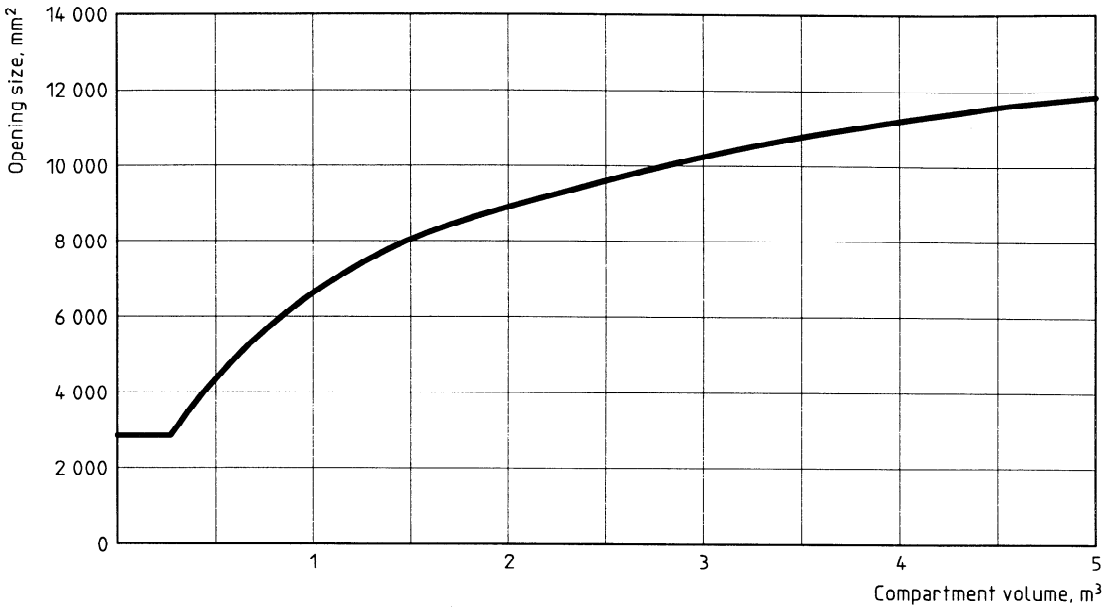

Figure 1 — Natural ventilation opening size

5.4 The minimum internal cross-sectional area of each supply opening or duct, and exhaust opening or duct shall exceed 3 000 mm^2.

iTeh STANDARD PREVIEW
(standards.iteh.ai)

5.5 The minimum internal cross-sectional area of terminal fittings for flexible ventilation ducts installed to meet the requirements of 5.3 shall not be less than 80 % of the required internal cross-sectional area of the flexible ventilation duct.

ISO 11105:1997
https://standards.iteh.ai/catalog/standards/sist/2a6e6a49-995e-4e60-9f42-6c8f2075475f/iso-11105-1997

5.6 The exhaust of the natural ventilation system may be part of the powered ventilation system.

6 Powered ventilation systems

6.1 Unless open to the atmosphere, each compartment containing a permanently installed petrol engine shall be ventilated by removing air from the compartment to the atmosphere outside the craft by an exhaust blower system.

6.2 Each exhaust blower or combination of blowers shall be rated at an airflow capacity q_r not less than that given in table 1. Blower rating shall be determined according to ISO 9097.

A corresponding graph is given in figure 2.

Table 1

V m^3	q_r m^3/min
< 1	1,5
$1 \leqslant V \leqslant 3$	$1{,}5 \times V$
> 3	$0{,}5 \times V + 3$

6.3 Each intake duct for an exhaust blower shall be in the lower one-third of the compartment and above the normal level of accumulated bilge water.

6.4 More than one exhaust blower may be used in combination to meet the requirements of clause 6.

© ISO

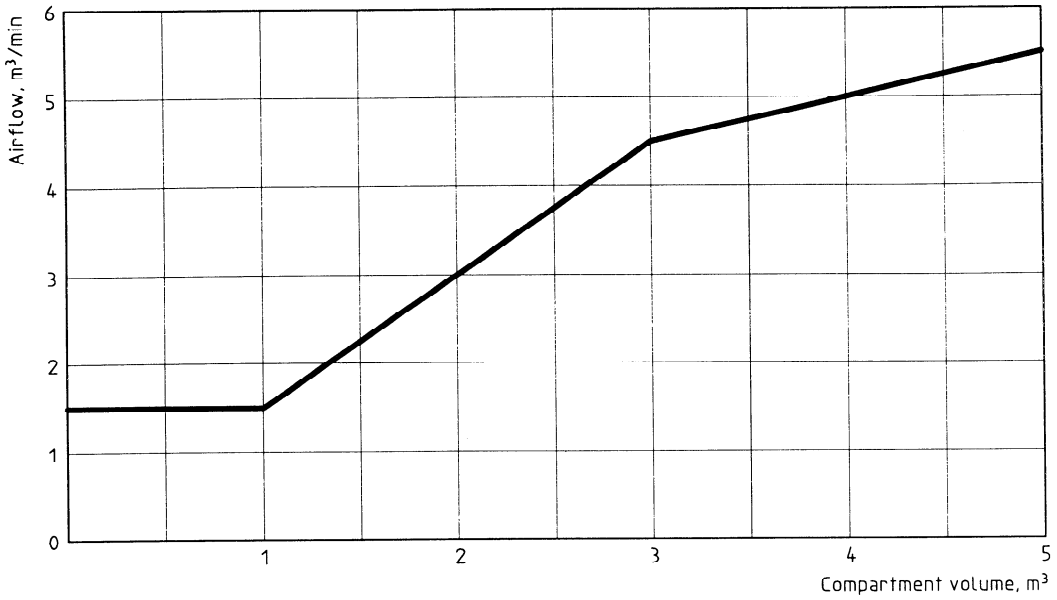

Figure 2 — Powered ventilation blower capacity

6.5 Each craft that is required to have an exhaust blower shall have a label that

— is located as close as practicable to each ignition switch;

— is in plain view of the operator;

— has the symbols in accordance with ISO 11192, depicted in figure 3, or at least the following information in a language acceptable in the country of sale:

WARNING — Operate blower for 4 min before starting engine.

iTeh STANDARD PREVIEW
(standards.iteh.ai)
ISO 11105:1997
https://standards.iteh.ai/catalog/standards/sist/2a6c6aa9-995c-4c86-9f12-6c8f2075475f/iso-11105-1997

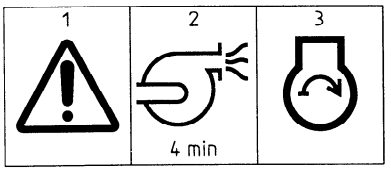

NOTE — "4 min" shall be at least 5 mm high.

Figure 3 — Symbols

7 Owner's manual

The following information should be included in the owner's manual:

— explanation of symbols;

— the statement "Do not obstruct or modify the ventilation system".

Annex A
(informative)

Bibliography

This International Standard is intended to provide protection against explosion and fires. It is important to realize that this International Standard by itself is not intended to achieve this purpose. The manufacturer also needs to comply with additional standards related to protection against the same possible hazards. These additional standards are listed below, with a brief description of their contents. For complete understanding of the requirements, the manufacturer needs to refer to the actual standard. Compliance with all these International Standards will ensure a high level of safety in all craft, particularly in those using petrol or LPG.

[1] ISO 10088:1992, *Small craft — Permanently installed fuel systems and fixed fuel tanks*

Individual fuel tanks, 100 % pressure-tested.

Non-metallic fuel tanks, fire-tested.

Fire-resistant flexible fuel hoses.

Fire-test for non-metallic fuel system components.

Corrosion-resistant fuel tank materials.

Galvanically compatible metallic parts.

Anti-siphon protection requirements.

Double clamping of fuel fill hoses.

Electrically ground all metallic parts.

100 % pressure test of entire fuel system.

iTeh STANDARD PREVIEW
(standards.iteh.ai)
ISO 11105:1997
https://standards.iteh.ai/catalog/standards/sist/2a6c6aa9-995c-4c86-9f12-6c8f2075475f/iso-11105-1997

[2] ISO 10133:1994, *Small craft — Electrical systems — Extra-low-voltage d.c. installations*

All components fused.

All conductors insulated.

All electrical components installed in bilges or other compartments that may contain explosive gas are ignition-protected.

Installation requirements for batteries and cables.

Requirements for ring or captive spade terminals on conductor connectors.

[3] ISO 8846:1990, *Small craft — Electrical devices — Protection against ignition of surrounding flammable gases*

All components in petrol engines, petrol and LPG tank compartments to be ignition-protected to prevent open sparks. This applies to the entire engine, as well as all electrical contacts, commutators, brushes, collector rings, switches, relays, generators, fuses, distributors, engine-cranking motors, propulsion trim motors, etc.

The Standard further requires components to withstand any operating conditions of the device, including the maximum achievable overload up to 400 % of the rated current (circuit-breakers, switches and the like) and a stalled rotor condition for any motor with the circuit protected in an overcurrent protective device specified by the product manufacturer.

[4] ISO 7840:1994, *Small craft — Fire-resistant fuel hoses*

Only fire-resistant fuel hoses may be used in petrol engine and petrol fuel tank compartments. A flexible hose to be used between the engine and any solidly mounted metallic line to eliminate vibration failure. The hose to withstand fire, pressure, vacuum collapse, ozone and other environments, and have minimal fuel permeation.

[5] ISO 9097:1991, *Small craft — Electric fans*

[6] ISO 8849:1990, *Small craft — Electrically operated bilge-pumps*

All components, if installed in the petrol engine, petrol or LPG tank compartment need to be ignition-protected, have all wiring insulated, be suitable for a marine environment, and not create a hazard when the motor is overloaded or stalled.

[7] ISO 10239:— [2], *Small craft — Liquefied petroleum gas (LPG) systems*

System to withstand temperature extremes.

Appliances approved and installed only in ventilated compartments, tanks and pressure regulators in lockers identified and vented with overboard drains.

Meet specifications for fuel lines and their supports.

Appliance well secured with flame failure shutoff control device for each appliance.

Warning labels on appliances.

Pressure test on installed system.

Any electrical device in lockers designated for LPG storage, ignition-protected.

iTeh STANDARD PREVIEW

[8] ISO 9094-1:— [2], *Small craft — Fire protection — Part 1: Craft with a hull length of up to and including 15 m*

(standards.iteh.ai)

[9] ISO 9094-2:— [2], *Small craft — Fire protection — Part 2: Craft of more than 15 m and up to and including 24 m hull length*

ISO 11105:1997
https://standards.iteh.ai/catalog/standards/sist/2a6c6aa9-995c-4c86-9f12-6c8f2075475f/iso-11105-1997

Specifications for exits and emergency exits.

Material specifications in areas close to open flames.

Self-extinguishing materials in engine compartment.

Ventilation and flue protection for water heater.

Sealed combustion systems on unattended appliances.

Specification for fuel tanks.

Requirement for portable fire extinguishers, for accessibility, protection, stowage and locker identification size.

Specification for number and types of fire extinguishers.

Specification for fixed fire extinguishing system on some craft.

Cylinder installation specification.

Remote release for fixed systems.

Fire-resistant distribution hoses and tubes.

Specifications for discharge and control.

Discharge and operating instructions.

---

2) To be published.

This page intentionally left blank

iTeh STANDARD PREVIEW
(standards.iteh.ai)
ISO 11105:1997
https://standards.iteh.ai/catalog/standards/sist/2a6c6aa9-995c-4c86-9f12-6c8f2075475f/iso-11105-1997