

# INTERNATIONAL STANDARD

# ISO/IEC 14709-2

First edition  
1998-05

---

---

## Information technology – Configuration of Customer Premises Cabling (CPC) for applications –

### Part 2: Integrated Services Digital Network (ISDN) primary rate

*Technologies de l'information –  
Configuration du câblage dans les locaux d'utilisateurs (CPC)  
pour les applications –  
Partie 2: Accès primaire au réseau numérique à intégration  
de services (RNIS)*

© ISO/IEC 1998

All rights reserved. Unless otherwise specified, no part of this publication may be reproduced or utilized in any form or by any means, electronic or mechanical, including photocopying and microfilm, without permission in writing from the publisher.

ISO/IEC Copyright Office • Case postale 56 • CH-1211 Genève 20 • Switzerland



PRICE CODE

**G**

For price, see current catalogue

## CONTENTS

	Page
FOREWORD .....	3
INTRODUCTION .....	4
Clause	
1 Scope .....	5
2 Normative references .....	5
3 Definitions .....	6
4 Abbreviations and symbols .....	6
4.1 Abbreviations .....	6
4.2 Symbols .....	7
5 Design requirements .....	7
5.1 General .....	7
5.2 Insertion loss .....	7
5.3 Power feeding .....	7
5.4 Electromagnetic environment .....	8
5.5 Spurs .....	8
5.6 Near-end crosstalk loss (NEXT) .....	8
6 Point-to-point configurations .....	8
7 Component requirements within dedicated ISDN cabling .....	9
7.1 General .....	9
7.2 Cables .....	9
7.2.1 General .....	9
7.2.2 Characteristic impedance .....	9
7.2.3 Attenuation .....	10
7.2.4 Near-end crosstalk (NEXT) loss .....	10
7.2.5 Insulation resistance .....	10
7.3 Connectors .....	10
7.4 Cords .....	10
8 Implementation over generic cabling systems .....	10
8.1 General .....	10
8.2 Connection of ISDN primary access to generic cabling .....	11
8.3 Requirements for ISDN primary access generic cabling adapters .....	12
9 Qualification of existing cabling .....	12
9.1 General .....	12
9.2 Spurs .....	13
9.3 Cabling integrity .....	13
9.4 Characteristic impedance .....	13
9.5 Insertion loss .....	13
9.6 Insulation resistance .....	13
9.7 Near-end crosstalk (NEXT) loss .....	13

iTech STANDARD PREVIEW  
(standards.iteh.ai)

ISO/IEC 14709-2:1998  
<https://standards.iteh.ai/catalog/standards/sist/0ea45453-346d-4337-9782-749ecfa83ec5/iso-iec-14709-2-1998>

**INFORMATION TECHNOLOGY –**  
**CONFIGURATION OF CUSTOMER PREMISES CABLING (CPC)**  
**FOR APPLICATIONS –**

**Part 2: Integrated Services Digital Network (ISDN) primary rate**

**FOREWORD**

ISO (the International Organization for Standardization) and IEC (the International Electrotechnical Commission) form the specialized system for worldwide standardization. National bodies that are members of ISO or IEC participate in the development of International Standards through technical committees established by the respective organization to deal with particular fields of technical activity. ISO and IEC technical committees collaborate in fields of mutual interest. Other international organizations, governmental and non-governmental, in liaison with ISO and IEC, also take part in the work.

In the field of information technology, ISO and IEC have established a joint technical committee, ISO/IEC JTC 1. Draft International Standards adopted by the joint technical committee are circulated to national bodies for voting. Publication as an International Standard requires approval by at least 75% of the national bodies casting a vote.

International Standard ISO/IEC 14709-2 has been prepared by Joint Technical Committee ISO/IEC JTC 1: Information technology, Subcommittee SC 25: Interconnection of information technology equipment.

This standard specifies Customer Premises Cabling for the connection of customer premises equipment with 1,544 Mbit/s and 2,048 Mbit/s interfaces to ISDN primary access and leased lines.

[ISO/IEC 14709-2:1998](https://standards.iteh.ai/catalog/standards/sist/0ea45453-346d-4337-9782-14709-2)

[https://standards.iteh.ai/catalog/standards/sist/0ea45453-346d-4337-9782-](https://standards.iteh.ai/catalog/standards/sist/0ea45453-346d-4337-9782-14709-2)

The requirements in this standard are derived from ITU-T I.431 (Blue Book, Volume III) and contain additional requirements as well as modifications of ITU-T I.431 and IEC 60603-7.

The reader is referred to IEC 60950 for general safety requirements.

Other standards in the series are:

ISO/IEC 14709-1:1997, *Information technology – Customer Premises Cabling (CPC) for applications – Part 1: Integrated Services Digital Network (ISDN) basic access*

ISO/IEC 14763-1:—, *Information technology – Implementation and operation of Customer Premises Cabling – Part 1: Administration*<sup>1)</sup>

ISO/IEC 14763-2:—, *Information technology – Implementation and operation of Customer Premises Cabling – Part 2: Planning and installation of copper cabling*<sup>2)</sup>

ISO/IEC 14763-3:—, *Information technology – Implementation and operation of Customer Premises Cabling – Part 3: Acceptance testing for optical cabling*<sup>2)</sup>

ISO/IEC 14763-4:—, *Information technology – Implementation and operation of Customer Premises Cabling – Part 4: Testing of balanced copper cabling*<sup>2)</sup>

<sup>1)</sup> To be published.

<sup>2)</sup> Under consideration.

## INTRODUCTION

This part of ISO/IEC 14709 is intended for use by those designing, planning, procuring, installing or testing cabling for ISDN primary access within a customer's premises. The design requirements are specified in clause 5; the minimum requirements for the associated components are specified in clause 7. In addition, guidance is given for the use of generic cabling in accordance with ISO/IEC 11801.

**iTeh STANDARD PREVIEW**  
**(standards.iteh.ai)**

[ISO/IEC 14709-2:1998](https://standards.iteh.ai/catalog/standards/sist/0ea45453-346d-4337-9782-749ecfa83ec5/iso-iec-14709-2-1998)

<https://standards.iteh.ai/catalog/standards/sist/0ea45453-346d-4337-9782-749ecfa83ec5/iso-iec-14709-2-1998>

**INFORMATION TECHNOLOGY –**  
**CONFIGURATION OF CUSTOMER PREMISES CABLING (CPC)**  
**FOR APPLICATIONS –**

**Part 2: Integrated Services Digital Network (ISDN) primary rate**

## 1 Scope

This part of ISO/IEC 14709 specifies the design and configuration of Customer Premises Cabling for the connection of primary access ISDN equipment.

It includes

- design requirements for ISDN primary access point-to-point configuration;
- cabling requirements for the installation of new cabling;
- criteria for the use of existing cabling;
- criteria for implementation of ISDN primary access on generic cabling systems according to ISO/IEC 11801.

This standard applies to the customer premises cabling for the transmission of ISDN primary access signals as defined by ITU-T I.431. The requirements in this standard apply to the cabling for both 1,544 Mbit/s and 2,048 Mbit/s interfaces.

## 2 Normative references

[ISO/IEC 14709-2:1998](https://standards.iteh.ai/catalog/standards/sist/0ea45453-346d-4337-9782-749ecfa83ec5/iso-iec-14709-2-1998)

[https://standards.iteh.ai/catalog/standards/sist/0ea45453-346d-4337-9782-](https://standards.iteh.ai/catalog/standards/sist/0ea45453-346d-4337-9782-749ecfa83ec5/iso-iec-14709-2-1998)

[749ecfa83ec5/iso-iec-14709-2-1998](https://standards.iteh.ai/catalog/standards/sist/0ea45453-346d-4337-9782-749ecfa83ec5/iso-iec-14709-2-1998)

The following standards contain provisions which, through reference in this text, constitute provisions of this part of ISO/IEC 14709. At the time of publication, the editions indicated were valid. All standards are subject to revision, and parties to agreements based on this part of ISO/IEC 14709 are encouraged to investigate the possibility of applying the most recent editions of the standards indicated below. Members of IEC and ISO maintain registers of currently valid International Standards.

IEC 60603-7:1996, *Connectors for frequencies below 3 MHz for use with printed boards – Part 7: Detail specification for connectors, 8-way, including fixed and free connectors with common mating features, with assessed quality*

IEC 60807-8:1992, *Rectangular connectors for frequencies below 3 MHz – Part 8: Detail specification for connectors, four-signal contacts and earthing contacts for cable screen*

CISPR 22:1997, *Information technology equipment – Radio disturbance characteristics – Limits and methods of measurement*

CISPR 24:1997, *Information technology equipment – Immunity characteristics – Limits and methods of measurement*

ISO/IEC 11801:1995, *Information technology – Generic cabling for customer premises*

ISO/IEC 14709-1:1997, *Information Technology – Customer Premises Cabling (CPC) for applications – Part 1: Integrated Services Digital Network (ISDN) basic access*

ITU-T I.431: (Blue Book) *Integrated Services Digital Network (ISDN) – Primary user-network interface – Layer 1*

### 3 Definitions

For the purposes of this part of ISO/IEC 14709 the definitions of ISO/IEC 14709-1 and ISO/IEC 11801 apply, of which the following are repeated below.

#### 3.1

##### **cable unit**

single assembly of one or more cable elements usually of the same type or category. The cable unit may have a screen

NOTE – A binder group is an example of a cable unit.

[3.1.8 of ISO/IEC 11801:1995]

#### 3.2

##### **channel**

end-to-end transmission path connecting any two pieces of application-specific equipment. Equipment cables and work area cables are included in the channel

[3.1.13 of ISO/IEC 11801:1995]

#### 3.3

##### **spur**

multiple appearances of the same conductor or conductors continuing past the point of termination. Otherwise known as bridged taps



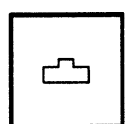

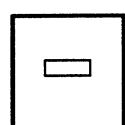

### 4 Abbreviations and symbols

#### 4.1 Abbreviations

<https://standards.iteh.ai/catalog/standards/sist/0ea45453-346d-4337-9782-749ecfa83ec5/iso-iec-14709-2-1998>

BD	Building distributor
CD	Campus distributor
DC	Direct current
EMC	Electromagnetic compatibility
FD	Floor distributor
GC	Generic cabling
ISDN	Integrated services digital network
NEXT	Near-end crosstalk loss
NT	Network termination
PBX	Private branch exchange
TE	Terminal equipment

## 4.2 Symbols

	Cable
	Network Termination
	Dedicated cabling socket
	Dedicated cabling plug
	Generic cabling socket (i.e. telecommunications outlet)
	Generic cabling plug

iTeh STANDARD PREVIEW

(standards.iteh.ai)

ISO/IEC 14709-2:1998

<https://standards.iteh.ai/catalog/standards/sist/0ea45453-346d-4337-9782-749ecfa83ec5/iso-iec-14709-2-1998>

## 5 Design requirements

### 5.1 General

Signals passing between the NT1/NT2 and TE or signals passing between the NT1 and NT2 are subject to attenuation, distortion and induced noise. These signals may also cause electromagnetic radiation. Cabling components (including extension cords, adapters, cross-connect components, sockets, junction boxes etc.) and cable all contribute to these effects.

### 5.2 Insertion loss

The insertion loss is measured from the NT1 to the TE, or from NT1 to NT2 at

- 0,772 MHz with 100  $\Omega$  non-reactive source and load impedances for 1,544 Mbit/s transmission rate;
- 1,024 MHz with 120  $\Omega$  non-reactive source and load impedances for 2,048 Mbit/s transmission rate.

The maximum insertion loss shall not exceed 6 dB in accordance with the system requirements of ITU-T I.431.

### 5.3 Power feeding

In some cases power can be supplied via the cabling from the TE to the NT1 or from the NT2 to the NT1. In these cases a separate pair dedicated to power feeding is required.

### 5.4 Electromagnetic environment

The performance of the ISDN primary access may be degraded by interference from external sources of electromagnetic radiation (such as motors), and from electrical signals from other applications carried under the same cable sheath. These effects can be minimized by employing good installation practice.

The impulsive noise generated by circuits carrying, for instance, analogue telephone signals or some unbalanced data transmission, can cause interference with signals carried on the ISDN cabling. Interference by crosstalk can be limited by putting pairs or quads for ISDN primary access in separate cables or cable units in the same cable.

EMC, emission and immunity to interference from the environment also have to be considered. EMC can be improved by screening, balancing of equipment, balance of cabling, filtering or a combination of these. However, all equipment and systems shall meet the requirements of EMC standards. The current relevant standards are CISPR 22 for emission and CISPR 24 for immunity.

### 5.5 Spurs

There shall be no spurs in the ISDN primary access cabling.

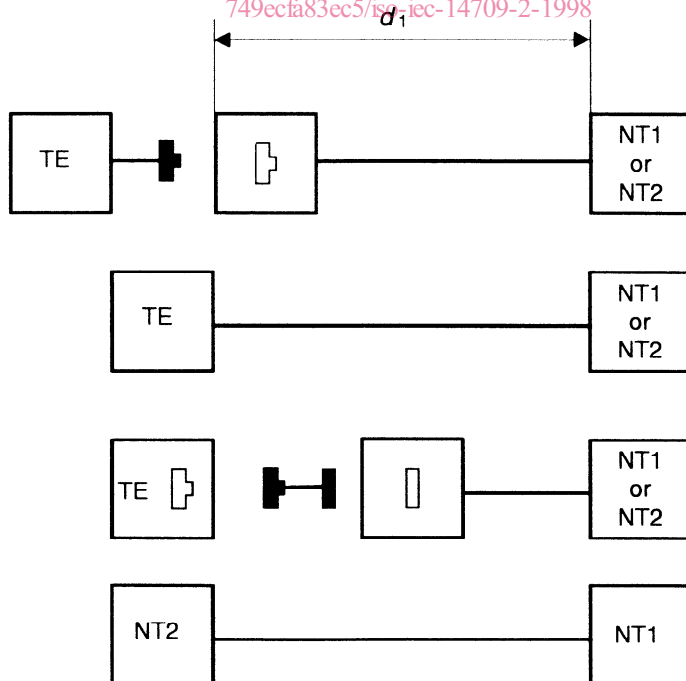
### 5.6 Near-end crosstalk loss (NEXT)

The NEXT of the cabling shall be greater than 25 dB at frequencies up to 1,0 MHz in accordance with the Class B link requirements of ISO/IEC 11801 and the system requirements of ITU-T I.431.

iTeh STANDARD PREVIEW  
(standards.iteh.ai)

## 6 Point-to-point configurations

Point-to-point configurations are illustrated in figure 1.  
ISO/IEC 14709-2:1998  
<https://standards.iteh.ai/catalog/standards/sist/0ea45453-346d-4337-9782-749ecfa83ec5/iso-iec-14709-2-1998>



$d_1$  is the distance between the NT1 and the point of connection of the customer's terminal equipment.  $d_1$  also applies to the distance between NT1 and NT2.

Figure 1 – Point-to-point configurations



Figure 1 is also relevant for the connection of an NT1 to an NT2.

The TE can be connected to the cabling in one of three ways

- via a plug at the end of a cord connected to the TE;
- hardwired, e.g. by the use of insulation displacement connectors incorporated in the TE;
- via a socket within the TE.

The insertion loss is measured over the distance  $d_1$  in figure 1 and shall not be greater than specified in 5.2.

Two pairs shall be available: one for the transmit circuit and one for the receive circuit.

It is recommended that the polarity of each wire be maintained throughout the length of the cabling to facilitate testing and provide more effective cable management.

## 7 Component requirements within dedicated ISDN cabling

### 7.1 General

Cabling specifically designed to support ISDN primary rate services shall comprise components which meet the requirements of 7.2, 7.3 and 7.4.

The implementation of ISDN primary rate applications over generic cabling in accordance with ISO/IEC 11801 is defined in clause 8.

### 7.2 Cables

<https://standards.iteh.ai/catalog/standards/sist/0ea45453-346d-4337-9782-749ecfa83ec5/iso-iec-14709-2-1998>

#### 7.2.1 General

Balanced cables (twisted pair or star quads) shall be used. The cable or cable elements may be screened or unshielded (see 5.4).

#### 7.2.2 Characteristic impedance

The characteristic impedance of the cable shall be in accordance with table 1.

**Table 1 – Characteristic impedance requirements**

	Transmission rate	
	1,544 Mbit/s	2,048 Mbit/s
Frequency MHz	Characteristic impedance $\Omega$	
0,200 – 0,772	100 ± 20	120 ± 24
0,772	100 ± 10	
0,772 – 1	Not specified	
1	Not specified	120 ± 12

### 7.2.3 Attenuation

The attenuation of the cable shall be such that the requirements of 5.2 are met.

### 7.2.4 Near-end crosstalk (NEXT) loss

The NEXT loss for 100 m of cable shall be greater than 43 dB at frequencies up to 0,772 MHz and 41 dB at frequencies up to 1,0 MHz.

### 7.2.5 Insulation resistance

The insulation resistance of the cable shall be greater than  $50 \text{ M}\Omega \times \text{km}$  when measured at 20 °C and 500 V d.c. A measurement of the insulation resistance of existing cabling at 50 V d.c. can be used to indicate the likely presence of cable defects (see 9.5).

## 7.3 Connectors

The socket used to connect the terminal equipment to the cabling shall be in accordance with the connecting hardware recommended within ITU-T I.431. Alternatively, hard-wiring may be used.

NOTE – The connector plug recommended in ITU-T I.431 is not readily available. Subclause 8.2 provides information on connections to generic cabling which may also be used for dedicated cabling.

## 7.4 Cords

All cords used in the ISDN primary access connection shall consist of balanced cable (twisted pairs or quads) which meet the requirements of 7.2.

iTeh STANDARD PREVIEW

(standards.iteh.ai)

ISO/IEC 14709-2:1998

## 8 Implementation over generic cabling systems

<https://standards.iteh.ai/catalog/standards/sist/0ea45453-346d-4337-9782-749ecfa83ec5/iso-iec-14709-2-1998>

### 8.1 General

The point-to-point configuration of clause 6 may need to be constructed over generic cabling systems which meet the requirements of ISO/IEC 11801. In generic cabling it is not intended to change the fixed parts of the cabling (e.g. sockets, cables). The terminal cords should not be hard-wired to the generic cabling system. Methods for connecting terminal equipment to generic cabling shall be in accordance with 8.2.

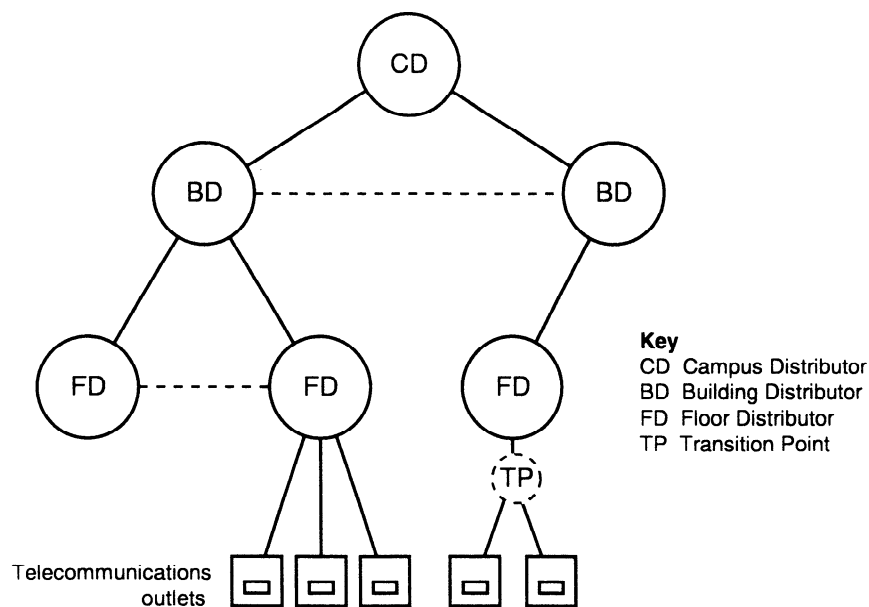
Figure 2 shows the typical hierarchical structure of generic cabling systems. When the NT is connected to the generic cabling it shall be located at the campus distributor, building distributor or floor distributor.

The copper cable types supported by ISO/IEC 11801 comprise 100  $\Omega$ , 120  $\Omega$  and 150  $\Omega$  balanced cables.

Where the cables used do not comply with the requirements of 7.2, it is recommended that system performance is ensured by the following means:

- a) equipment manufacturers specification (recommended);
- b) impedance matching components (preferred alternative);
- c) observation over representative cabling. The use of bit error rate testing is recommended.

The requirements of 5.2 to 5.6 shall be fulfilled for the complete primary access connection, including ISDN primary access connections and generic cabling adapter, independent of the cable types used.



NT may be connected at CD, BD or FD

NOTE – Dotted lines denote optional connections, dotted circles denote optional elements.

Figure 2 – NT location in a generic cabling system

## 8.2 Connection of ISDN primary access to generic cabling

Figure 3a) shows a TE plugged directly into the generic cabling. Figure 3b) shows the use of a cord with different plugs on each end to make the connection. Figure 3c) shows the use of a generic cabling adapter to provide ISDN primary access.

Such an adapter consists of

- a plug which matches the telecommunications outlet of the generic cabling;
- an optional cord conforming to 8.3;
- an optional socket or plug conforming to 7.3;
- an optional impedance matching device.

The requirements in 5.2 to 5.6 shall be fulfilled for the complete primary access connection including the ISDN primary access generic cabling adapter. This shall be fulfilled even if cables with impedance other than those recommended for the data rates shown in table 1 are used (note the additional insertion loss due to reflection points at impedance discontinuities).

For the cable types supported by ISO/IEC 11801, the pin assignments of table 2 shall be used.