



SLOVENSKI STANDARD
SIST EN 4354:2009

01-maj-2009

5 YfcbUj h_U!`üYgmcVUj Xc`V]bUžbcfUb]`dc[cb`!`BUghUj_]`nU]nj]`U Y`n`ni bUb`c`
ýYghfcVc`cV]_c`]b`_fcyb]a`i`hcfca

Aerospace series - Six lobe recess - Drivers, relieved

Luft- und Raumfahrt - Sechs-Bogenzahn, Innenantrieb - Schraubendrehereinsätze, mit Außensechskant und Ringnut

Série aérospatiale - Empreinte six lobes - Embout de tournevis hexagonal, à gorge

Ta slovenski standard je istoveten z: EN 4354:2006

SIST EN 4354:2009
<https://standards.iteh.ai/catalog/standards/sist/7c2e6852-1d22-4e8e-ae52-99d3b3791b9/sist-en-4354-2009>

ICS:

49.030.99 Drugi vezni elementi Other fasteners

SIST EN 4354:2009 en,de

iTeh STANDARD PREVIEW
(standards.iteh.ai)

SIST EN 4354:2009

<https://standards.iteh.ai/catalog/standards/sist/7e2e6852-1d22-4e8e-ac52-99d3bf3791b9/sist-en-4354-2009>

EUROPEAN STANDARD

EN 4354

NORME EUROPÉENNE

EUROPÄISCHE NORM

December 2006

ICS 49.030.99

English Version

Aerospace series - Six lobe recess - Drivers, relieved

Série aérospatiale - Empreinte six lobes - Embout de
tournevis hexagonal, à gorgeLuft- und Raumfahrt - Sechs-Bogenzahn, Innenantrieb -
Schraubendrehereinsätze, mit Außensechskant und
Ringnut

This European Standard was approved by CEN on 28 August 2006.

CEN members are bound to comply with the CEN/CENELEC Internal Regulations which stipulate the conditions for giving this European Standard the status of a national standard without any alteration. Up-to-date lists and bibliographical references concerning such national standards may be obtained on application to the Central Secretariat or to any CEN member.

This European Standard exists in three official versions (English, French, German). A version in any other language made by translation under the responsibility of a CEN member into its own language and notified to the Central Secretariat has the same status as the official versions.

CEN members are the national standards bodies of Austria, Belgium, Cyprus, Czech Republic, Denmark, Estonia, Finland, France, Germany, Greece, Hungary, Iceland, Ireland, Italy, Latvia, Lithuania, Luxembourg, Malta, Netherlands, Norway, Poland, Portugal, Romania, Slovakia, Slovenia, Spain, Sweden, Switzerland and United Kingdom.

[SIST EN 4354:2009](https://standards.iteh.ai/catalog/standards/sist/7e2e6852-1d22-4e8e-ac52-99d3bf3791b9/sist-en-4354-2009)

<https://standards.iteh.ai/catalog/standards/sist/7e2e6852-1d22-4e8e-ac52-99d3bf3791b9/sist-en-4354-2009>



EUROPEAN COMMITTEE FOR STANDARDIZATION
COMITÉ EUROPÉEN DE NORMALISATION
EUROPÄISCHES KOMITEE FÜR NORMUNG

Management Centre: rue de Stassart, 36 B-1050 Brussels

Contents

Page

Foreword.....	3
1 Scope	4
2 Normative references	4
3 Required characteristics	4
4 Designation	8
5 Marking	8
6 Technical specification	8

iTeh STANDARD PREVIEW
(standards.iteh.ai)

[SIST EN 4354:2009](https://standards.iteh.ai/catalog/standards/sist/7e2e6852-1d22-4e8e-ac52-99d3bf3791b9/sist-en-4354-2009)

<https://standards.iteh.ai/catalog/standards/sist/7e2e6852-1d22-4e8e-ac52-99d3bf3791b9/sist-en-4354-2009>

Foreword

This document (EN 4354:2006) has been prepared by the Aerospace and Defence Industries Association of Europe - Standardization (ASD-STAN).

After enquiries and votes carried out in accordance with the rules of this Association, this Standard has received the approval of the National Associations and the Official Services of the member countries of ASD, prior to its presentation to CEN.

This European Standard shall be given the status of a national standard, either by publication of an identical text or by endorsement, at the latest by June 2007, and conflicting national standards shall be withdrawn at the latest by June 2007.

Attention is drawn to the possibility that some of the elements of this document may be the subject of patent rights. CEN [and/or CENELEC] shall not be held responsible for identifying any or all such patent rights.

According to the CEN/CENELEC Internal Regulations, the national standards organizations of the following countries are bound to implement this European Standard: Austria, Belgium, Cyprus, Czech Republic, Denmark, Estonia, Finland, France, Germany, Greece, Hungary, Iceland, Ireland, Italy, Latvia, Lithuania, Luxembourg, Malta, Netherlands, Norway, Poland, Portugal, Romania, Slovakia, Slovenia, Spain, Sweden, Switzerland and the United Kingdom.

ITEH STANDARD PREVIEW
(standards.iteh.ai)

[SIST EN 4354:2009](https://standards.iteh.ai/catalog/standards/sist/7e2e6852-1d22-4e8e-ac52-99d3bf3791b9/sist-en-4354-2009)

<https://standards.iteh.ai/catalog/standards/sist/7e2e6852-1d22-4e8e-ac52-99d3bf3791b9/sist-en-4354-2009>

EN 4354:2006 (E)**1 Scope**

This standard specifies the characteristics of drivers, relieved, six lobe recess, for aerospace applications.

2 Normative references

The following referenced documents are indispensable for the application of this document. For dated references, only the edition cited applies. For undated references, the latest edition of the referenced document (including any amendments) applies.

ISO 1173, *Assembly tools for screws and nuts — Drive ends for hand- and machine-operated screwdriver bits and connecting parts — Dimensions, torque testing.*

EN 2424, *Aerospace series — Marking of aerospace products.*

EN 4359, *Aerospace series — Six lobe recess — Drivers — Technical specification.*

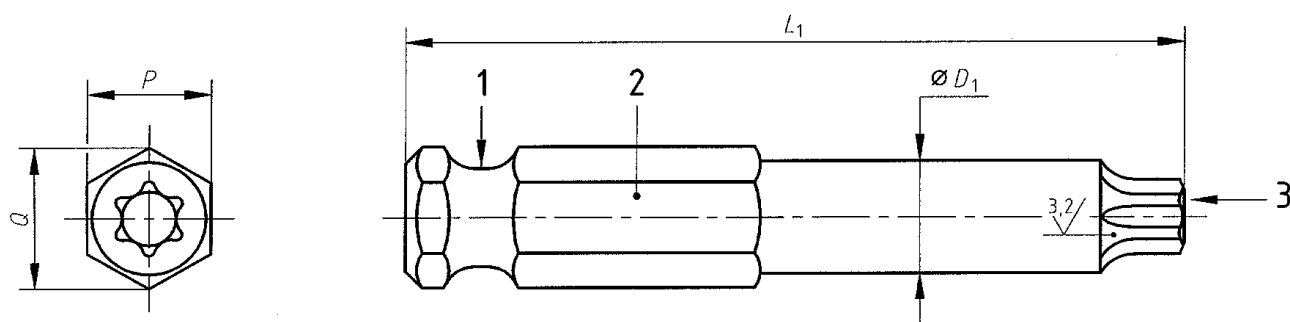
3 Required characteristics**3.1 Configuration – Dimensions – Tolerances – Masses**

See Figures 1, 2 and 3 and Tables 1, 2 and 3. Dimensions and tolerances are in millimetres.

Specification for hexagon drive ends: see ISO 1173.

3.2 Materials

The material quality is left at the manufacturer's option but shall meet the requirements of EN 4359.

**Key**

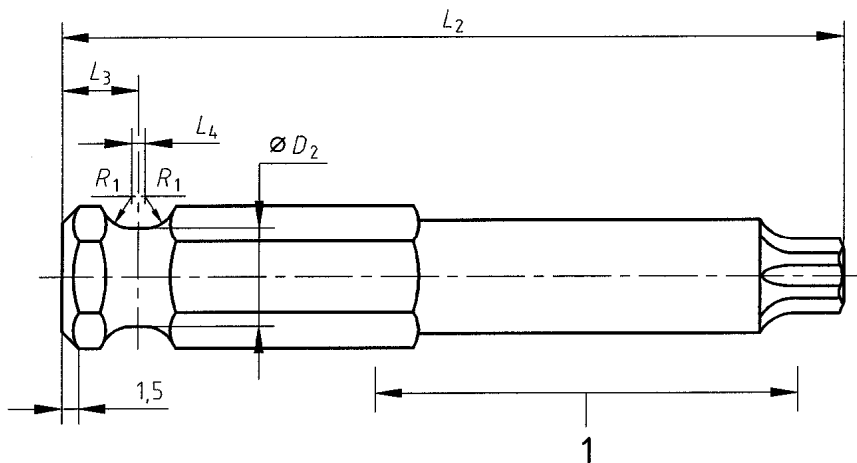
- 1 Retaining groove dimensions, see Figure 2 and Table 2.
- 2 Marking
- 3 Driver tip dimensions, see Figure 3 and Table 3.

Figure 1 — Driver configuration**Table 1 — Driver dimensions**

Recess code	D_1 0 -0,1	Length dimension and code					P			P^b		Q	
		A	B	C	D	E	nom.	max.	min.	nom.	max.	min.	
06	3,18	31,75	47,75	69,85	88,9	152,4	6,3	6,35	6,292	1/4	7,18	7,11	
07													
08													
09													
10	3,81	31,75	47,75	69,85	88,9	152,4	6,3	6,35	6,292	1/4	7,18	7,11	
15													
20													
25	4,76	31,75	47,75	69,85	88,9	152,4	6,3	6,35	6,292	1/4	7,18	7,11	
27													
30													
40													
40	11,11	-	-	-	-	-	11,2	11,112	11,042	7/16	12,56	12,48	
45													
50													
55													
60 ^a	13,49	-	-	-	-	-	15,88	15,81	5/8	20,64	17,82		

^a This size is not an ISO 1173 recommended size.

^b Equivalent inch size designation.

**Key**

- 1 Shape in this region optional providing hexagonal and tip dimensions are adhered to

Figure 2 — Groove configuration**Table 2 — Groove dimensions**

Recess code	D_2	L_2	L_3	L_4	R_1
06	4,7	24	9,5	1	2,4
07					
08					
09					
10					
15					
20					
25					
27					
30					
40	8,7	31,5	6,7	1,2	2,8
40					
45					
50					
55					
60 ^a	13,49		8,48		

^a This size is not an ISO 1173 recommended size.

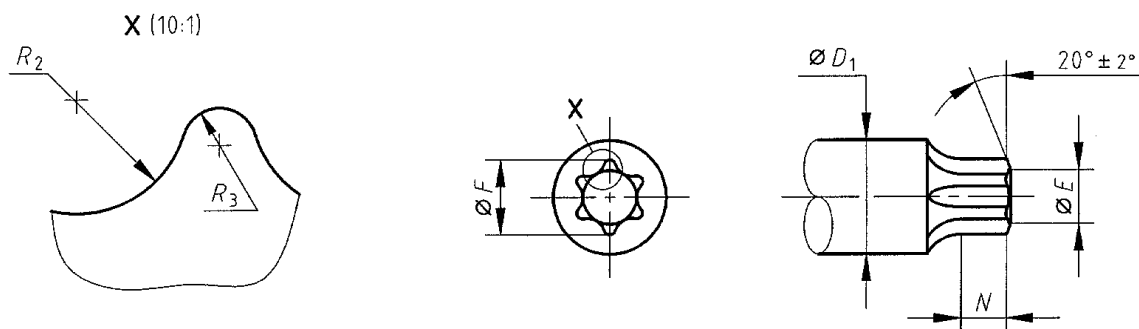


Figure 3 — Driver tip configuration

Table 3 — Driver tip dimensions

Recess code	E max.	F $\pm 0,05$	N min.	R_2 rad.	R_3 rad.
06	1,17	1,65	1,52	0,42	0,11
07	1,42	1,96		0,48	0,12
08	1,65	2,29	1,78	0,54	0,16
09	1,78	2,46		0,58	0,17
10	1,96	2,72	2,03	0,62	0,20
15	2,34	3,25	2,16	0,74	0,25
20	2,77	3,84	2,29	0,87	0,28
25	3,15	4,39	2,54	0,94	0,35
27	3,56	4,95		1,13	0,37
30	3,94	5,49	3,18	1,22	0,42
40	4,75	6,60	3,30	1,47	0,51
45	5,54	7,77	3,81	1,83	0,54
50	6,35	8,79	4,57	1,85	0,74
55	7,94	11,18	5,08	2,71	0,88
60 ^a	9,45	13,21	7,62	2,94	1,01

^a This size is not an ISO 1173 recommended size.