

# ETSI TS 102 486-1-3 V1.2.1 (2008-10)

---

*Technical Specification*

**Intelligent Transport Systems (ITS);  
Road Transport and Traffic Telematics (RTTT);  
Test specifications for Dedicated Short  
Range Communication (DSRC) transmission equipment;  
Part 1: DSRC data link layer:  
medium access and logical link control;  
Sub-Part 3: Abstract Test Suite (ATS) and partial PIXIT proforma**

---

**iTeh STANDARD PREVIEW**  
(standards.iteh.ai)

Full standard:  
<https://standards.iteh.ai/catalog/standards/sist/7a701505-6961-40dd-84ee-13d95f451af8/etsi-ts-102-486-1-3-v1.2.1-2008-10>



---

**Reference**RTS/ITS-0040007

---

**Keywords**ITS, DSRC, MAC, LLC, protocol, testing, ATS,  
TTCN, PIXIT

---

**ETSI**650 Route des Lucioles  
F-06921 Sophia Antipolis Cedex - FRANCE

---

Tel.: +33 4 92 94 42 00 Fax: +33 4 93 65 47 16

Siret N° 348 623 562 00017 - NAF 742 C  
Association à but non lucratif enregistrée à la  
Sous-Préfecture de Grasse (06) N° 7803/88

---

**Important notice**

---

Individual copies of the present document can be downloaded from:  
<http://www.etsi.org>

The present document may be made available in more than one electronic version or in print. In any case of existing or perceived difference in contents between such versions, the reference version is the Portable Document Format (PDF). In case of dispute, the reference shall be the printing on ETSI printers of the PDF version kept on a specific network drive within ETSI Secretariat.

Users of the present document should be aware that the document may be subject to revision or change of status. Information on the current status of this and other ETSI documents is available at  
<http://portal.etsi.org/tb/status/status.asp>

If you find errors in the present document, please send your comment to one of the following services:  
[http://portal.etsi.org/chaicor/ETSI\\_support.asp](http://portal.etsi.org/chaicor/ETSI_support.asp)

---

**Copyright Notification**

---

No part may be reproduced except as authorized by written permission.  
The copyright and the foregoing restriction extend to reproduction in all media.

© European Telecommunications Standards Institute 2008.  
All rights reserved.

**DECT™**, **PLUGTESTS™**, **UMTS™**, **TIPHON™**, the TIPHON logo and the ETSI logo are Trade Marks of ETSI registered for the benefit of its Members.

**3GPP™** is a Trade Mark of ETSI registered for the benefit of its Members and of the 3GPP Organizational Partners.

# Contents

Intellectual Property Rights .....	8
Foreword.....	8
1 Scope .....	9
2 References .....	9
2.1 Normative references .....	9
2.2 Informative references.....	10
3 Definitions and abbreviations.....	10
3.1 Definitions.....	10
3.2 Abbreviations .....	10
4 Abstract Test Method (ATM).....	11
4.1 DSRC MAC layer Abstract Test Method (ATM) for OBU .....	11
4.1.1 Test architecture.....	11
4.1 DSRC MAC layer Abstract Test Method (ATM) for RSU.....	11
4.1.1 Test architecture.....	12
4.2 DSRC LLC layer Abstract Test Method (ATM).....	12
4.2.1 Test architecture.....	13
4.2 Test strategy .....	13
5 Untestable Test Purposes (TP) .....	14
6 ATS conventions .....	14
6.1 Naming conventions.....	14
6.1.1 Declarations part.....	14
6.1.1.1 General .....	14
6.1.1.2 Test suite operations.....	14
6.1.1.3 Test suite parameter declarations .....	15
6.1.1.4 Test case selection expression definition.....	15
6.1.1.5 Test suite constant declarations.....	15
6.1.1.6 Test suite variable declarations.....	15
6.1.1.7 Test case variable declarations.....	15
6.1.1.8 Timer declarations.....	15
6.1.1.9 ASP type definitions.....	15
6.1.1.10 PDU type definitions.....	15
6.1.1.11 Co-ordination Message (CM) type definitions.....	15
6.1.1.12 Alias definitions .....	15
6.1.2 Constraints part.....	16
6.1.2.1 General .....	16
6.1.2.2 TTCN ASN.1 Constraints .....	16
6.1.2.3 TTCN ASP Constraints.....	16
6.1.2.4 TTCN PDU Constraints .....	16
6.1.3 Dynamic part .....	16
6.1.3.1 General .....	16
6.1.3.2 Test Case (TC) identifier.....	16
6.1.3.3 Test step identifier.....	16
6.1.3.4 Default identifier .....	17
6.2 Implementation conventions .....	17
6.2.1 Declaration part .....	17
6.2.2 Constraint part .....	17
6.2.3 Dynamic part .....	17
<b>Annex A (normative): Abstract Test Suite (ATS) for MAC OBU.....</b>	<b>18</b>
A.1 The TTCN Graphical form (TTCN.GR).....	18
A.2 The TTCN Machine Processable form (TTCN.MP).....	18

A.3	Specification of PTC1 .....	18
A.3.1	General requirements .....	18
A.3.2	Additional requirements .....	18
<b>Annex B (normative):</b>	<b>Abstract Test Suite (ATS) for MAC RSU.....</b>	<b>20</b>
B.1	The TTCN Graphical form (TTCN.GR) .....	20
B.2	The TTCN Machine Processable form (TTCN.MP) .....	20
B.3	Specification of PTC1 .....	20
B.3.1	General requirements .....	20
B.3.2	Additional requirements .....	20
<b>Annex C (normative):</b>	<b>Abstract Test Suite (ATS) for LLC OBU .....</b>	<b>21</b>
C.1	The TTCN Graphical form (TTCN.GR) .....	21
C.2	The TTCN Machine Processable form (TTCN.MP) .....	21
<b>Annex D (normative):</b>	<b>Abstract Test Suite (ATS) for LLC RSU .....</b>	<b>22</b>
D.1	The TTCN Graphical form (TTCN.GR) .....	22
D.2	The TTCN Machine Processable form (TTCN.MP) .....	22
<b>Annex E (normative):</b>	<b>Partial PIXIT proforma for MAC OBU .....</b>	<b>23</b>
E.1	Identification summary .....	23
E.2	ATS summary .....	23
E.3	Test laboratory .....	23
E.4	Client identification .....	23
E.5	SUT .....	24
E.6	Protocol layer information .....	24
E.6.1	Protocol identification .....	24
E.6.2	IUT information .....	24
<b>Annex F (normative):</b>	<b>Partial PIXIT proforma for MAC RSU .....</b>	<b>25</b>
F.1	Identification summary .....	25
F.2	ATS summary .....	25
F.3	Test laboratory .....	25
F.4	Client identification .....	25
F.5	SUT .....	26
F.6	Protocol layer information .....	26
F.6.1	Protocol identification .....	26
F.6.2	IUT information .....	26
<b>Annex G (normative):</b>	<b>Partial PIXIT proforma for LLC OBU .....</b>	<b>27</b>
G.1	Identification summary .....	27
G.2	ATS summary .....	27
G.3	Test laboratory .....	27
G.4	Client identification .....	27
G.5	SUT .....	28
G.6	Protocol layer information .....	28
G.6.1	Protocol identification .....	28

G.6.2	IUT information .....	29
<b>Annex H (normative): Partial PIXIT proforma for LLC RSU.....</b>		<b>30</b>
H.1	Identification summary.....	30
H.2	ATS summary .....	30
H.3	Test laboratory.....	30
H.4	Client identification.....	30
H.5	SUT .....	31
H.6	Protocol layer information.....	31
H.6.1	Protocol identification .....	31
H.6.2	IUT information .....	32
<b>Annex I (normative): PCTR Proforma for MAC OBU.....</b>		<b>33</b>
I.1	Identification summary.....	33
I.1.1	Protocol conformance test report.....	33
I.1.2	IUT identification .....	33
I.1.3	Testing environment.....	33
I.1.4	Limits and reservation .....	34
I.1.5	Comments.....	34
I.2	IUT Conformance status .....	34
I.3	Static conformance summary .....	34
I.4	Dynamic conformance summary.....	35
I.5	Static conformance review report.....	35
I.6	Test campaign report.....	36
I.7	Observations.....	36
<b>Annex J (normative): PCTR Proforma for MAC RSU .....</b>		<b>37</b>
J.1	Identification summary.....	37
J.1.1	Protocol conformance test report.....	37
J.1.2	IUT identification .....	37
J.1.3	Testing environment.....	37
J.1.4	Limits and reservation .....	38
J.1.5	Comments.....	38
J.2	IUT Conformance status .....	38
J.3	Static conformance summary .....	38
J.4	Dynamic conformance summary.....	39
J.5	Static conformance review report.....	39
J.6	Test campaign report.....	40
J.7	Observations.....	40
<b>Annex K (normative): PCTR Proforma for LLC OBU.....</b>		<b>41</b>
K.1	Identification summary.....	41
K.1.1	Protocol conformance test report.....	41
K.1.2	IUT identification .....	41
K.1.3	Testing environment.....	41
K.1.4	Limits and reservation .....	42
K.1.5	Comments.....	42
K.2	IUT Conformance status .....	42

K.3	Static conformance summary .....	42
K.4	Dynamic conformance summary.....	43
K.5	Static conformance review report.....	43
K.6	Test campaign report.....	43
K.7	Observations.....	44
<b>Annex L (normative): PCTR Proforma for LLC RSU.....</b>		<b>45</b>
L.1	Identification summary.....	45
L.1.1	Protocol conformance test report.....	45
L.1.2	IUT identification .....	45
L.1.3	Testing environment.....	45
L.1.4	Limits and reservation .....	46
L.1.5	Comments.....	46
L.2	IUT Conformance status .....	46
L.3	Static conformance summary .....	46
L.4	Dynamic conformance summary.....	47
L.5	Static conformance review report.....	47
L.6	Test campaign report.....	47
L.7	Observations.....	48
<b>Annex M (normative): Profile requirements for MAC OBU.....</b>		<b>49</b>
M.1	Generic test cases .....	49
M.2	Specific test cases .....	49
M.3	Non relevant test cases .....	49
M.4	Modified test campaign report .....	50
M.5	Observations.....	50
<b>Annex N (normative): Profile requirements for MAC RSU .....</b>		<b>51</b>
N.1	Generic test cases .....	51
N.2	Specific test cases.....	51
N.3	Non relevant test cases .....	51
N.4	Modified test campaign report .....	52
N.5	Observations.....	52
<b>Annex O (normative): Profile requirements for LLC OBU .....</b>		<b>53</b>
O.1	Generic test cases .....	53
O.2	Specific test cases.....	53
O.3	Non relevant test cases .....	53
O.4	Modified test campaign report .....	53
O.5	Observations.....	54
<b>Annex P (normative): Profile requirements for LLC RSU.....</b>		<b>55</b>
P.1	Generic test cases .....	55
P.2	Specific test cases.....	55

P.3	Non relevant test cases .....	55
P.4	Modified test campaign report .....	55
P.5	Observations.....	56
<b>Annex Q (informative):</b>	<b>Bibliography.....</b>	<b>57</b>
History .....		58

**iTeh STANDARD PREVIEW**  
(standards.iteh.ai)  
Full standard:  
<https://standards.iteh.ai/catalog/standards/sist/7a701505-6961-40dd-84ee-13d95f451af8/etsi-ts-102-486-1-3-v1.2.1-2008-10>

---

## Intellectual Property Rights

IPRs essential or potentially essential to the present document may have been declared to ETSI. The information pertaining to these essential IPRs, if any, is publicly available for **ETSI members and non-members**, and can be found in ETSI SR 000 314: "*Intellectual Property Rights (IPRs); Essential, or potentially Essential, IPRs notified to ETSI in respect of ETSI standards*", which is available from the ETSI Secretariat. Latest updates are available on the ETSI Web server (<http://webapp.etsi.org/IPR/home.asp>).

Pursuant to the ETSI IPR Policy, no investigation, including IPR searches, has been carried out by ETSI. No guarantee can be given as to the existence of other IPRs not referenced in ETSI SR 000 314 (or the updates on the ETSI Web server) which are, or may be, or may become, essential to the present document.

---

## Foreword

This Technical Specification (TS) has been produced by ETSI Technical Committee Intelligent Transport System(ITS).

The present document is part 1, sub-part 3 of a multi-part deliverable covering Intelligent Transport Systems (ITS); Dedicated Short Range Communication (DSRC); Data Link Control (DLC) layer as identified below:

- Part 1: "DSRC data link layer: medium access and logical link control";
  - Sub-part 1: "Protocol Implementation Conformance Statement (PICS) proforma specification";
  - Sub-part 2: "Test Suite Structure and Test Purposes (TSS&TP)";
  - Sub-part 3: "Abstract Test Suite (ATS) and partial PIXIT proforma".**
- Part 2: "DSRC application layer".



---

# 1 Scope

The present document contains the Abstract Test Suite (ATS) and partial PIXIT proforma to test the Dedicated Short Range Communication (DSRC); Data Link Control (DLC) layer.

The objective of this test specification is to provide a basis for conformance tests for DSRC equipment giving a high probability of inter-operability between different manufacturer's equipment.

The ISO standard for the methodology of conformance testing (ISO/IEC 9646-1 [4], ISO/IEC 9646-2 [5] and ISO/IEC 9646-3 [6]) as well as the ETSI rules for conformance testing (ETS 300 406 [3]) are used as a basis for the test methodology.

---

# 2 References

References are either specific (identified by date of publication and/or edition number or version number) or non-specific.

- For a specific reference, subsequent revisions do not apply.
- Non-specific reference may be made only to a complete document or a part thereof and only in the following cases:
  - if it is accepted that it will be possible to use all future changes of the referenced document for the purposes of the referring document;
  - for informative references.

Referenced documents which are not found to be publicly available in the expected location might be found at <http://docbox.etsi.org/Reference>.

For online referenced documents, information sufficient to identify and locate the source shall be provided. Preferably, the primary source of the referenced document should be cited, in order to ensure traceability. Furthermore, the reference should, as far as possible, remain valid for the expected life of the document. The reference shall include the method of access to the referenced document and the full network address, with the same punctuation and use of upper case and lower case letters.

NOTE: While any hyperlinks included in this clause were valid at the time of publication ETSI cannot guarantee their long term validity.

## 2.1 Normative references

The following referenced documents are indispensable for the application of the present document. For dated references, only the edition cited applies. For non-specific references, the latest edition of the referenced document (including any amendments) applies.

- [1] CEN EN 12795 (2003): "Road transport and traffic telematics - Dedicated Short Range Communication (DSRC) - DSRC data link layer: medium access and logical link control".
- [2] CEN EN 13372 (2003): "Road transport and traffic telematics (RTTT) - Dedicated short-range communication - Profiles for RTTT".
- [3] ETSI ETS 300 406: "Methods for Testing and Specification (MTS); Protocol and profile conformance testing specifications; Standardization methodology".
- [4] ISO/IEC 9646-1: "Information technology - Open Systems Interconnection - Conformance testing methodology and framework - Part 1: General concepts".
- [5] ISO/IEC 9646-2: "Information technology - Open Systems Interconnection - Conformance testing methodology and framework - Part 2: Abstract Test Suite Specification".

- [6] ISO/IEC 9646-3: "Information technology - Open Systems Interconnection - Conformance testing methodology and framework - Part 3: The Tree and Tabular Combined Notation (TTCN)".
- [7] ISO/IEC 9646-5: "Information technology - Open Systems Interconnection - Conformance testing methodology and framework - Part 5: Requirements on test laboratories and clients for the Conformance Assessment process".
- [8] ISO/IEC 9646-6: "Information technology - Open Systems Interconnection - Conformance testing methodology and framework - Part 6: Protocol Profile Test Specification".
- [9] ISO/IEC 9646-7: "Information technology - Open Systems Interconnection - Conformance testing methodology and framework - Part 7: Implementation Conformance statement".

## 2.2 Informative references

The following referenced documents are not essential to the use of the present document but they assist the user with regard to a particular subject area. For non-specific references, the latest version of the referenced document (including any amendments) applies.

Not applicable.

---

## 3 Definitions and abbreviations

### 3.1 Definitions

For the purposes of the present document, the terms and definitions given in ISO/IEC 9646-1 [4], EN 12795 [1], EN 13372 [2] and the following apply:

**blocked signal:** signal without clock and bit information, e.g. a very weak signal

### 3.2 Abbreviations

For the purposes of the present document, the abbreviations given in ISO/IEC 9646-1 [4], ISO/IEC 9646-6 [8], ISO/IEC 9646-7 [9], EN 12795 [1], EN 13372 [2] and the following apply:

ASP	Abstract Service Primitive
ATM	Abstract Test Method
ATS	Abstract Test Suite
BI	Invalid Behaviour
BV	Valid Behaviour
CM	Co-ordination Message
CP	Co-ordination Point
IUT	Implementation Under Test
LT	Lower Tester
MTC	Master Test Component
PCO	Point of Control and Observation
PHL	Physical Layer
PrWA	MAC frame Private Window Allocation
PrWRq	MAC frame Private Window Request
PT	Portable radio Termination
PTC	Parallel Test Component
SAP	Service Access Point
SUT	System Under Test
TTCN	Tree and Tabular Combined Notation
UT	Upper Tester

## 4 Abstract Test Method (ATM)

### 4.1 DSRC MAC layer Abstract Test Method (ATM) for OBU

This clause describes the ATM used to test the DSRC MAC layer at the OBU side.

#### 4.1.1 Test architecture

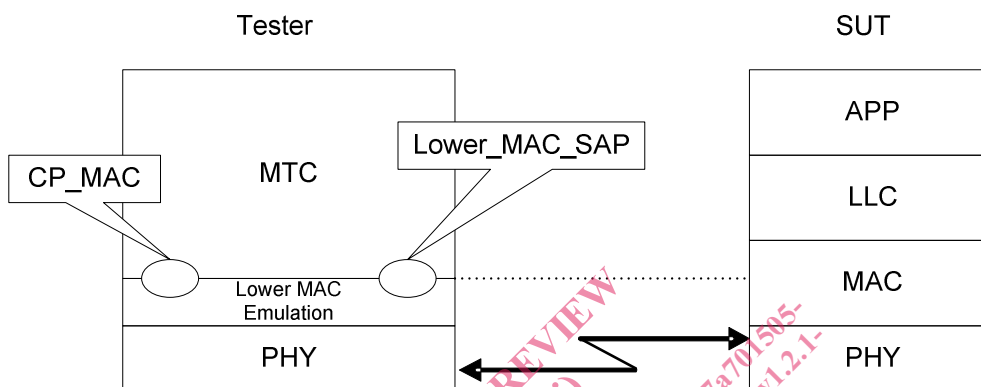


Figure 1: Test architecture for OBU DSRC MAC layer

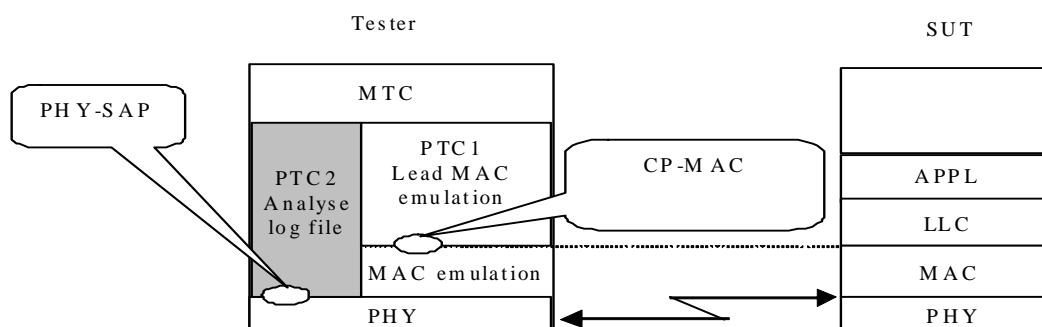
A parallel testing concept is used, which consists of the following abstract testing parts:

- Tester:** A test machine that is running a TTCN engine allowing parallel testing and having a standard DSRC Physical layer.
- SUT:** System under test.
- MTC:** Master test component used to perform the test, and start/stop/configure the Lower MAC Emulation Parallel Test Component.
- MAC:** A standard DSRC MAC layer to be tested.
- Lower\_MAC\_SAP:** Interface between the Lower MAC emulation and MTC. MAC frames, minus their FCS and flags, are passed via this SAP. In addition, specific frame timing information is passed upwards on this SAP.
- Lower MAC emulation:** An DSRC MAC emulation performing some additional functions needed for covering the test purposes in addition of the behaviour of a standard DSRC MAC layer. In particular, FCS and flags are added/removed as required, and timing information on received frames is provided to the MTC.

### 4.1 DSRC MAC layer Abstract Test Method (ATM) for RSU

This clause describes the ATM used to test the DSRC MAC layer at the RSU side.

### 4.1.1 Test architecture



**Figure 2: Test architecture for RSU DSRC MAC layer**

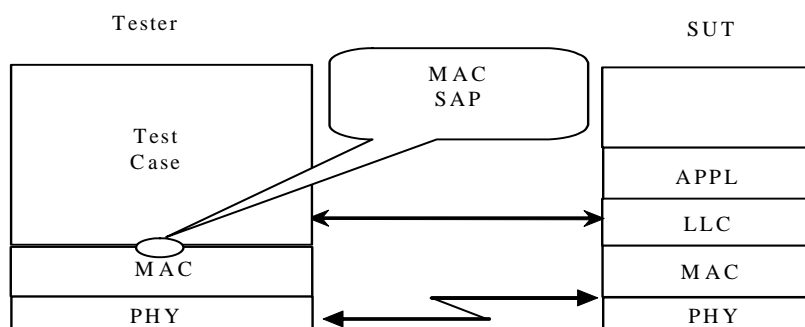
A parallel testing concept is used, which consists of the following abstract testing parts:

- Tester:** A test machine that is running a TTCN engine allowing parallel testing and having a standard DSRC Physical layer.
- SUT:** System under test: Can be RSU or OBU Implementation.
- MTC:** Master test component used to synchronize the parallel test components and to provide the final verdict of the test.
- PTC1:** Parallel test component that is in charge of managing the MAC emulation by using external function like Start emulation, Stop emulation and some other behaviours needed for covering all test purposes.
- PTC2:** Parallel test component that is in charge of analysing the log file to verify the conformity with the corresponding test purpose at MAC frame level.
- MAC:** A standard DSRC MAC layer to be tested.
- Log File:** Log file containing a trace of the physical frame exchange.
- PHY-SAP:** For TTCN point of view: it is a PCO in which only receive events (without flags, FCS and after 0 insertion suppression) are observed and no control functions are provided.
- CP-MAC:** Interface between the MAC emulation and PTC1. Usually a collection of Test Suite Operation implemented to command the behaviour of the MAC emulation.
- MAC emulation:** A golden DSRC MAC emulation performing some additional functions needed for covering the test purposes in addition of the behaviour of a standard DSRC MAC layer.

## 4.2 DSRC LLC layer Abstract Test Method (ATM)

This clause describes the ATM used to test the DSRC LLC layer at the OBU side and at the RSU side.

## 4.2.1 Test architecture



**Figure 3: Test architecture for DSRC LLC layer**

A single party testing concept is used, which consists of the following abstract testing parts:

- Tester:** A test machine that is running a TTCN engine allowing single testing and having standard DSRC MAC and Physical layer.
- SUT:** System under test: Can be RSU or OBU Implementation.
- Test Case:** A standard TTCN test case.
- LCC:** A standard DSRC LLC layer to be tested.
- MAC:** A standard DSRC MAC layer.
- MAC-SAP:** To be defined or standard SAP referring to the standard.

## 4.2 Test strategy

The ATM defined in clauses 4.1.1 and 4.2.1 requires the use of concurrent TTCN, which is specified in ISO/IEC 9646-3 [6]. The parallel test components PTC1 and PTC2 are, however, seen as two independent entities. This means that there is no communication or synchronization between the two PTCs during the test.

PTC2 is specified in TTCN (see annex A). Since PTC2 is only observing at the PCO, this ATS does not contain any send statements. Once the Test Purposes (TP) are fulfilled, the PTC2 terminates, i.e. there are no postambles, unless required by the TP.

The requirements for PTC1 (see annex B) are specified using EN 12795 [1].