



SLOVENSKI STANDARD
oSIST prEN 15682-1:2007
01-julij-2007

Steklo v gradbeništvu - HS-preskus kaljenega zemljoalkalijskega silikatnega varnostnega stekla - 1. del: Definicije in opis

Glass in building - Heat soaked thermally toughened alkaline earth silicate safety glass - Part 1: Definition and description

Glas im Bauwesen - Heißgelagertes thermisch vorgespanntes Erdalkali-Silicat-Einscheibensicherheitsglas - Teil 1: Definition und Beschreibung

Verre dans la construction - Verre de silicate alcalinoterreux de sécurité trempé et traité Heat Soak - Partie 1 : Définition et description

<https://standards.iteh.ai/catalog/standards/sist/2803ab84-8a1a-48fa-80e5-0c65605c4256/osist-pr-en-15682-1-2007>

Ta slovenski standard je istoveten z: prEN 15682-1

ICS:

81.040.20 Steklo v gradbeništvu Glass in building

oSIST prEN 15682-1:2007 **en;fr;de**

iTeh STANDARD PREVIEW
(standards.iteh.ai)

[oSIST prEN 15682-1:2007](https://standards.iteh.ai/catalog/standards/sist/2803ab84-8a1a-48fa-80e5-0c65605c4256/osist-pren-15682-1-2007)

<https://standards.iteh.ai/catalog/standards/sist/2803ab84-8a1a-48fa-80e5-0c65605c4256/osist-pren-15682-1-2007>

May 2007

ICS 81.040.20

English Version

Glass in building - Heat soaked thermally toughened alkaline earth silicate safety glass - Part 1: Definition and description

Glas im Bauwesen - Heißgelagertes thermisch vorgespanntes Erdalkali-Silicat-Einscheibensicherheitsglas - Teil 1: Definition und Beschreibung

This draft European Standard is submitted to CEN members for enquiry. It has been drawn up by the Technical Committee CEN/TC 129.

If this draft becomes a European Standard, CEN members are bound to comply with the CEN/CENELEC Internal Regulations which stipulate the conditions for giving this European Standard the status of a national standard without any alteration.

This draft European Standard was established by CEN in three official versions (English, French, German). A version in any other language made by translation under the responsibility of a CEN member into its own language and notified to the CEN Management Centre has the same status as the official versions.

CEN members are the national standards bodies of Austria, Belgium, Bulgaria, Cyprus, Czech Republic, Denmark, Estonia, Finland, France, Germany, Greece, Hungary, Iceland, Ireland, Italy, Latvia, Lithuania, Luxembourg, Malta, Netherlands, Norway, Poland, Portugal, Romania, Slovakia, Slovenia, Spain, Sweden, Switzerland and United Kingdom.

Recipients of this draft are invited to submit, with their comments, notification of any relevant patent rights of which they are aware and to provide supporting documentation.

Warning : This document is not a European Standard. It is distributed for review and comments. It is subject to change without notice and shall not be referred to as a European Standard.



EUROPEAN COMMITTEE FOR STANDARDIZATION
COMITÉ EUROPÉEN DE NORMALISATION
EUROPÄISCHES KOMITEE FÜR NORMUNG

Management Centre: rue de Stassart, 36 B-1050 Brussels

Contents

Page

Foreword.....	4
Introduction	5
1 Scope	5
2 Normative references	5
3 Terms and definitions	6
4 Glass products.....	6
5 Manufacturing processes	6
5.1 General.....	6
5.2 Toughening process	7
5.3 Heat soak process cycle	7
5.3.1 General.....	7
5.3.2 Heating phase	7
5.3.3 Holding phase	8
5.3.4 Cooling phase	8
6 Heat soak process system.....	8
6.1 General.....	8
6.2 Oven	8
6.3 Glass support.....	8
6.4 Glass separation	9
6.5 Calibration	10
7 Fracture characteristics	10
8 Dimensions and tolerances	10
8.1 Nominal thickness and thickness tolerances.....	10
8.2 Width and length (sizes)	11
8.2.1 General.....	11
8.2.2 Maximum and minimum sizes	11
8.2.3 Tolerances and squareness	12
8.2.4 Edge deformation produced by vertical toughening	12
8.3 Flatness	13
8.3.1 General.....	13
8.3.2 Measurement of overall bow	13
8.3.3 Measurement of local bow	15
8.3.4 Limitation on overall and local bow	15
9 Edge work, holes, notches and cut-outs.....	16
9.1 Warning.....	16
9.2 Edge working of glass for toughening	16
9.3 Profiled edges	17
9.4 Round holes	17
9.4.1 General.....	17
9.4.2 Diameter of holes.....	17
9.4.3 Limitations on position of holes	17
9.4.4 Tolerances on hole diameters	19
9.4.5 Tolerances on position of holes.....	19
9.5 Notches and cut-outs	20
9.6 Shaped panes.....	20
10 Fragmentation test.....	21

ITeH STANDARD PREVIEW
(standards.iteh.ai)

oSIST prEN 15682-1:2007
<https://standards.iteh.ai/catalog/standards/sist/2803ab84-8a1a-48fa-80e5-0c05605c4256/osist-pr-en-15682-1-2007>

10.1	General	21
10.2	Dimensions and number of test specimens	21
10.3	Test procedure.....	21
10.4	Assessment of fragmentation.....	22
10.5	Minimum values from the particle count	23
10.6	Selection of the longest particle	23
10.7	Maximum length of longest particle	23
11	Other physical characteristics	23
11.1	Optical distortion	23
11.1.1	Heat soaked thermally toughened alkaline earth silicate safety glass produced by vertical toughening	23
11.1.2	Heat soaked thermally toughened alkaline earth silicate safety glass produced by horizontal toughening.....	23
11.2	Anisotropy (iridescence)	23
11.3	Thermal durability	24
11.4	Mechanical strength.....	24
11.5	Classification of performance under accidental human impact.....	24
12	Marking	24
Annex A	(normative) Heat soak process system calibration test.....	25
A.1	Calibration criteria	25
A.2	Loading of oven and position for glass surface temperature measurement.....	25
A.3	Procedure	26
A.4	Records	26
A.5	Interpretation of the calibration test.....	27
Annex B	(informative) Curved heat soaked thermally toughened alkaline earth silicate safety glass.....	36
Annex C	(informative) Examples of particle count.....	37
Bibliography	40

<https://standards.iteh.ai/catalog/standards/sist/2803ab84-8a1a-48fa-80e5-0c65605c4256/osist-pren-15682-1-2007>

Foreword

This document (prEN 15682-1:2007) has been prepared by Technical Committee CEN/TC 129 “Glass in building”, the secretariat of which is held by NBN.

This document is currently submitted to the CEN Enquiry.

This document has been prepared under a mandate given to CEN by the European Commission and the European Free Trade Association, and supports essential requirements of EU Directive(s).

For relationship with EU Directive(s), see informative Annex ZA, B, C or D, which is an integral part of this document.

iTeh STANDARD PREVIEW (standards.iteh.ai)

[oSIST prEN 15682-1:2007](https://standards.iteh.ai/catalog/standards/sist/2803ab84-8a1a-48fa-80e5-0c65605c4256/osist-pren-15682-1-2007)

<https://standards.iteh.ai/catalog/standards/sist/2803ab84-8a1a-48fa-80e5-0c65605c4256/osist-pren-15682-1-2007>

Introduction

Heat soaked thermally toughened alkaline earth silicate safety glass has a safer breakage behaviour when compared with annealed glass. It also has a known level of residual risk of spontaneous breakage arising from the possible presence of critical nickel sulphide (NiS) inclusions in the thermally toughened alkaline earth silicate glass.

NOTE 1 In this case it is about a statistical mean out of a big quantity of glass. It is impossible to determine separated subjects from it for a building where definitely no "break" produced by NiS occurs. The breaking of glass caused by other influences is not included herewith.

When used to offer protection under accidental human impact, heat soaked thermally toughened alkaline earth silicate safety glass also should be classified according to EN 12600.

NOTE 2 CEN/TC 129/WG 8 is producing standards for the determination of the design strength of glass and is preparing a design method.

1 Scope

This document specifies the heat soak process system together with tolerances flatness, edgework, fragmentation and physical and mechanical characteristics of monolithic flat heat soaked thermally toughened alkaline earth silicate safety glass for use in buildings.

Information on curved heat soak thermally toughened alkaline earth silicate safety glass is given in annex B, but this product does not form part of this document.

Other requirements, not specified in this document, can apply to heat soaked thermally toughened alkaline earth silicate safety glass which is incorporated into assemblies, e.g. laminated glass or insulating units, or undergo an additional treatment, e.g. coating. The additional requirements are specified in the appropriate product standard. Heat soak thermally toughened alkaline earth silicate safety glass, in this case, does not lose its mechanical or thermal characteristics.

2 Normative references

The following referenced documents are indispensable for the application of this document. For dated references, only the edition cited applies. For undated references, the latest edition of the referenced document (including any amendments) applies.

EN 673, *Glass in Building – Determination of Thermal Transmittance (U-Value) Calculation Method*

EN 1096-1, *Glass in building — Coated glass — Part 1: Definitions and classification.*

EN 12600, *Glass in building — Pendulum test — Impact test method and classification for flat glass.*

EN 14178-1, *Glass in building – Basic alkaline earth silicate glass products – Part 1: Floatglass*

3 Terms and definitions

For the purposes of this document the following terms and definitions apply:

3.1 heat soaked thermally toughened alkaline earth silicate safety glass
glass within which a permanent surface compressive stress has been induced in order to give it greatly increased resistance to mechanical and thermal stress and prescribed fragmentation characteristics and which has a known level of residual risk of spontaneous breakage due to the presence of critical nickel sulphide (NiS) inclusions

3.2 level of residual risk
risk of spontaneous breakage of heat soaked thermally toughened alkaline earth silicate safety glass on a statistical basis due to the presence of critical nickel sulphide inclusions shall be not more than one breakage per 400 tonnes of heat soaked thermally toughened alkaline earth silicate safety glass

3.3 flat heat soaked thermally toughened alkaline earth silicate safety glass
heat soaked thermally toughened alkaline earth silicate safety glass that has not been deliberately given a specific profile during manufacture

3.4 heat soaked enamelled thermally toughened alkaline earth silicate safety glass
heat soaked thermally toughened alkaline earth silicate safety glass which has a ceramic frit fired into the surface during the toughening process. After toughening the ceramic frit becomes an integral part of the glass

3.5 horizontal toughening
process in which the glass is supported on horizontal rollers

3.6 vertical toughening
process in which the glass is suspended by tongs

4 Glass products

Heat soaked thermally toughened alkaline earth silicate safety glass is made from a monolithic alkaline earth silicate glass product generally corresponding to one of the following standards:

- coated glass according to EN 1096-1;
- EN 14178, Glass in building – Basic alkaline earth silicate glass products – Part 1: Float glass.

5 Manufacturing processes

5.1 General

Heat soaked thermally toughened alkaline earth silicate safety glass is manufactured as follows:

Basic alkaline earth silicate glass products (see Clause 4) are cut to size, shaped and edge worked (see Clause 9).

The prepared glass panes are then thermally toughened (see 5.2).

The thermally toughened panes are then subjected to the heat soak process cycle.

After manufacture the heat soaked thermally toughened alkaline earth silicate glass shall comply with the fragmentation test (see Clause 10) and mechanical strength requirement (see 11.4).

5.2 Toughening process

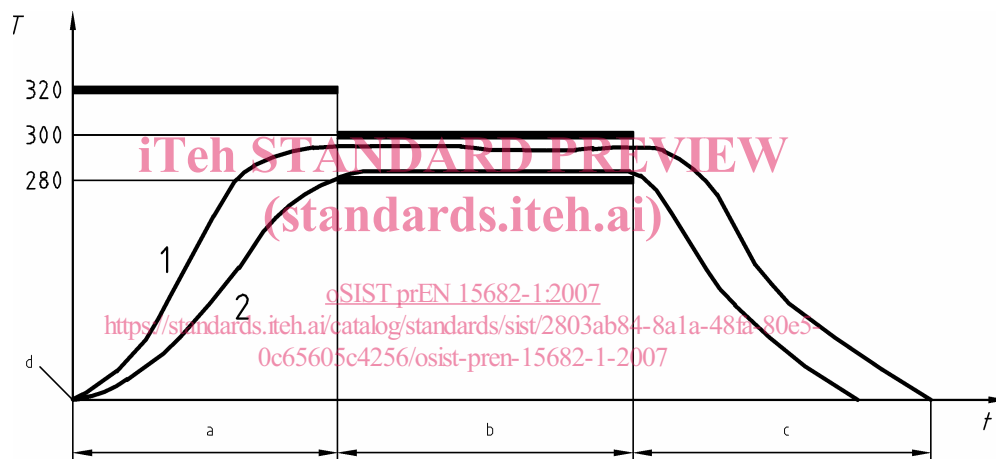
The cut, shaped and edge worked glasses are toughened. The horizontal or vertical toughened glass shall comply with the flatness criteria (see 8.3).

The thermally toughened alkaline earth silicate glass shall have a level of fragmentation that will ensure that after the glass has been through the heat soak process, and subsequently tested to the fragmentation test (see Clause 10), it shall comply with 10.5.

5.3 Heat soak process cycle

5.3.1 General

The heat soak process cycle consists of a heating phase, a holding phase and a cooling phase (see Figure1).



Key

T	glass temperature at any point, °C	d	ambient temperature
t	time, h	a	heating phase
1	first glass to reach 280 °C	b	holding phase
2	last glass to reach 280 °C	c	cooling phase

Figure 1 — Heat soak process cycle

5.3.2 Heating phase

The heating phase commences with all the glasses at ambient temperature and concludes when the surface temperature of the last glass reaches 280 °C. The time to reach this temperature is defined in the calibration process. This time will be dependent on the size of the oven, the amount of glass to be treated, the separation between glasses and the heating system capacity.

NOTE 1 The glass separation and rate of heating should be controlled to minimise the risk of glass breakage as a result of thermal stress.

To facilitate economic heating, the air temperature within the oven may exceed 320 °C. However, the glass surface temperature shall not be allowed to exceed 320 °C. The period of glass surface temperature in excess of 300 °C shall be minimised.

NOTE 2 When the temperature of the glass exceeds 300 °C, care should be taken to ensure that the properties of the heat soaked thermally toughened alkaline earth silicate safety glass are not significantly altered i.e. they continue to meet Clause 10.

5.3.3 Holding phase

The holding phase commences when the surface temperature of all the glasses has reached a temperature of 280 °C. The duration of the holding phase is 2 h.

Precise oven control is necessary in order to ensure that the glass surface temperature shall be maintained in the range of 290 °C ± 10 °C during the holding phase.

5.3.4 Cooling phase

The cooling phase commences when the last glass to reach 280 °C has completed its holding phase, i.e. been held for two hours at 290 °C ± 10 °C. During this phase the glass temperature shall be brought down to ambient temperature.

The cooling phase can be concluded when the air temperature in the oven reaches 70 °C.

NOTE The rate of cooling should be controlled to minimise the risk of glass breakage as a result of thermal stress.

6 Heat soak process system

iTeh STANDARD PREVIEW
(standards.iteh.ai)

6.1 General

The heat soak process system consists of:

- the oven (see 6.2), <https://standards.iteh.ai/catalog/standards/sist/2803ab84-8a1a-48fa-80e5-0c65605c4256/osist-pren-15682-1-2007>
- the glass support (see 6.3),
- separation system (see 6.4).

The oven shall be calibrated, see 6.5 and Annex A, and this determines the method of operation of the heat soak process system during manufacture of heat soaked thermally toughened alkaline earth silicate safety glass.

6.2 Oven

The oven shall be heated by convection and shall allow an unhindered air circulation around each glass pane. In the event of glass breakage the airflow shall not be hindered. The airflow in the oven shall be led parallel to the glass surfaces.

NOTE The openings for the air ingress/egress should be designed to ensure that fragments of broken glass do not cause blockages.

6.3 Glass support

Glasses may be supported vertically or horizontally. The glasses shall not be fixed or clamped, they have to be supported to allow free movement.

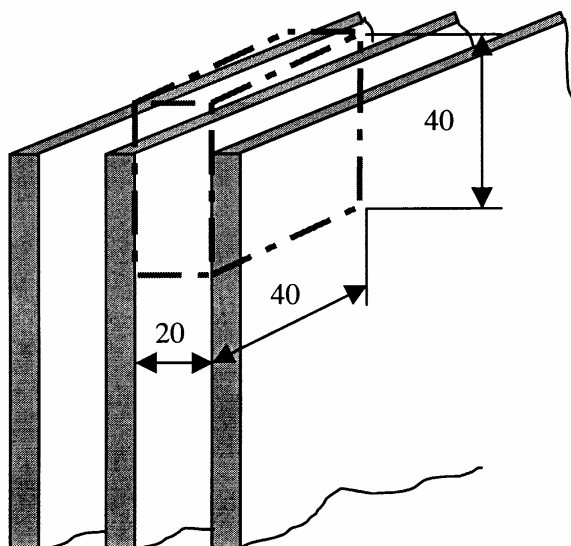
NOTE Vertically means true vertical or up to 15° either side of true vertical.

The distance between glasses affects the airflow, heat exchange and the heating time. Glass to glass contact shall not be allowed.

6.4 Glass separation

The glasses shall be separated in a manner that does not hinder the airflow. The separators shall also not hinder the airflow e.g. see Figure 2.

Dimensions in mm



iTeh STANDARD PREVIEW
(standards.iteh.ai)

Figure 2 — Example of a vertical glass support

The minimum separation of the glasses shall be determined during the calibration of the oven, see 6.5 and Annex A.

<https://standards.iteh.ai/catalog/standards/sist/2803ab84-8a1a-48fa-80e5-0c65605c4256/osist-pren-15682-1-2007>

NOTE 1 Generally, a minimum separation of 20 mm is recommended. (See Figure 3.)

NOTE 2 If glasses of very different size are put on the same stillage, they will require greater separation in order to prevent glass breakage when the furnace is opened after the heat soak process. The same applies to glasses with holes, notches and cut-outs.

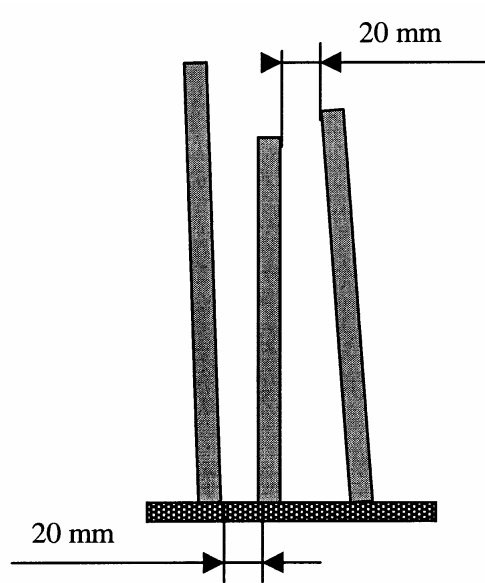


Figure 3 — Recommend separation between glass

The positioning of the separators, material of the manufacture and their shape shall be specified during the calibration test of the oven and shall be reproduced during the manufacturing process.

6.5 Calibration

The heat soak system, e.g. oven, glass separation, separators, etc., shall be calibrated, see Annex A.

The calibration shall determine the heating phase of the process, glass separation distance, the positioning, material and shape of separators, the type and positioning of stillage(s) and define the operating conditions for use during manufacture.

7 Fracture characteristics

In the event of breakage, heat soaked thermally toughened alkaline earth silicate safety glass fractures into numerous small pieces, the edges of which are generally blunt.

NOTE Fragmentation in service does not always correspond to that described in clause 10, due to restraint from fixing or reprocessing (e.g. laminating), or due to the cause of fracture.

8 Dimensions and tolerances

8.1 Nominal thickness and thickness tolerances

The nominal thicknesses and thickness tolerances are those given in the relevant product standard (see Clause 4), some of which are reproduced in Table 1.

Table 1 — Nominal thicknesses and thickness tolerances

Dimensions in millimetres

Nominal thickness d	Thickness tolerances for glass type
	Float
4	$\pm 0,2$
5	$\pm 0,2$
6	$\pm 0,2$
8	$\pm 0,3$
10	$\pm 0,3$
12	$\pm 0,3$
15	$\pm 0,5$

The thickness of a pane shall be determined as for the basic product. The measurement shall be taken at the centres of the 4 sides, and away from the area of any tong marks (see Figure 6), which may be present.

8.2 Width and length (sizes)

8.2.1 General

iTeh STANDARD PREVIEW

When heat soaked thermally toughened alkaline earth silicate safety glass dimensions are quoted for rectangular panes, the first dimension shall be the width, B , and the second dimension the length, H , as shown in figure 4. It shall be made clear which dimension is the width, B , and which is the length, H , when related to its installed position.

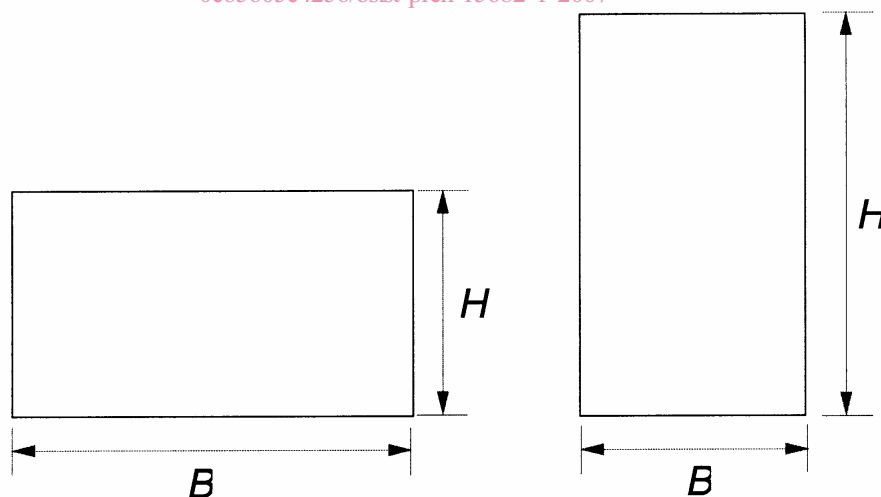


Figure 4 — Examples of width, B , and length, H , relative to the pane shape

NOTE For heat soaked thermally toughened alkaline earth silicate safety glass manufactured from patterned glass, the direction of the pattern should be specified relative to one of the dimensions.

8.2.2 Maximum and minimum sizes

For maximum and minimum sizes, the manufacturer shall be consulted.