

---

---

**Specification and qualification of welding  
procedures for metallic materials —  
Welding procedure test —**

**Part 4:**

**Finishing welding of aluminium castings**

*Descriptif et qualification d'un mode opératoire de soudage pour les  
matériaux métalliques — Épreuve de qualification d'un mode opératoire  
de soudage —*

*Partie 4: Réparation par soudage pour les travaux de finition des pièces  
moulées en aluminium*

ISO 15614-4:2005

<https://standards.iteh.ai/catalog/standards/iso/8f358f1e-c9ef-4aec-b257-57c5b9fa5af4/iso-15614-4-2005>



Reference number  
ISO 15614-4:2005(E)

**PDF disclaimer**

This PDF file may contain embedded typefaces. In accordance with Adobe's licensing policy, this file may be printed or viewed but shall not be edited unless the typefaces which are embedded are licensed to and installed on the computer performing the editing. In downloading this file, parties accept therein the responsibility of not infringing Adobe's licensing policy. The ISO Central Secretariat accepts no liability in this area.

Adobe is a trademark of Adobe Systems Incorporated.

Details of the software products used to create this PDF file can be found in the General Info relative to the file; the PDF-creation parameters were optimized for printing. Every care has been taken to ensure that the file is suitable for use by ISO member bodies. In the unlikely event that a problem relating to it is found, please inform the Central Secretariat at the address given below.

**iTeh Standards**  
**(<https://standards.iteh.ai>)**  
**Document Preview**

[ISO 15614-4:2005](https://standards.iteh.ai/catalog/standards/iso/8f358f1e-c9ef-4aec-b257-57c5b9fa5af4/iso-15614-4-2005)

<https://standards.iteh.ai/catalog/standards/iso/8f358f1e-c9ef-4aec-b257-57c5b9fa5af4/iso-15614-4-2005>

© ISO 2005

All rights reserved. Unless otherwise specified, no part of this publication may be reproduced or utilized in any form or by any means, electronic or mechanical, including photocopying and microfilm, without permission in writing from either ISO at the address below or ISO's member body in the country of the requester.

ISO copyright office  
Case postale 56 • CH-1211 Geneva 20  
Tel. + 41 22 749 01 11  
Fax + 41 22 749 09 47  
E-mail [copyright@iso.org](mailto:copyright@iso.org)  
Web [www.iso.org](http://www.iso.org)

Published in Switzerland

## Contents

Page

|  |           |
|--|-----------|
| <b>Foreword</b> .....  | <b>iv</b> |
| <b>1 Scope</b> .....   | <b>1</b>  |
| <b>2 Normative references</b> .....  | <b>1</b>  |
| <b>3 Terms and definitions</b> .....   | <b>2</b>  |
| <b>4 Preliminary welding procedure specification (pWPS)</b> .....  | <b>2</b>  |
| <b>5 Welding procedure test</b> .....  | <b>2</b>  |
| <b>6 Test pieces</b> .....   | <b>3</b>  |
| <b>7 Examination and testing</b> .....   | <b>6</b>  |
| <b>8 Range of qualification</b> .....  | <b>10</b> |
| <b>9 Welding procedure qualification record (WPQR)</b> .....   | <b>11</b> |
| <b>Annex A (informative) Welding procedure qualification record (WPQR) form</b> .....  | <b>12</b> |
| <b>Annex ZZ (normative) Normative references to international publications with their relevant European publications</b> ..... | <b>15</b> |

(<https://standards.iteh.ai>)  
Document Preview

[ISO 15614-4:2005](https://standards.iteh.ai/catalog/standards/iso/8f358f1e-c9ef-4aec-b257-57c5b9fa5af4/iso-15614-4-2005)

<https://standards.iteh.ai/catalog/standards/iso/8f358f1e-c9ef-4aec-b257-57c5b9fa5af4/iso-15614-4-2005>

## Foreword

ISO (the International Organization for Standardization) is a worldwide federation of national standards bodies (ISO member bodies). The work of preparing International Standards is normally carried out through ISO technical committees. Each member body interested in a subject for which a technical committee has been established has the right to be represented on that committee. International organizations, governmental and non-governmental, in liaison with ISO, also take part in the work. ISO collaborates closely with the International Electrotechnical Commission (IEC) on all matters of electrotechnical standardization.

International Standards are drafted in accordance with the rules given in the ISO/IEC Directives, Part 2.

The main task of technical committees is to prepare International Standards. Draft International Standards adopted by the technical committees are circulated to the member bodies for voting. Publication as an International Standard requires approval by at least 75 % of the member bodies casting a vote.

Attention is drawn to the possibility that some of the elements of this document may be the subject of patent rights. ISO shall not be held responsible for identifying any or all such patent rights.

ISO 15614-4 was prepared by Technical Committee ISO/TC 44, *Welding and allied processes*, Subcommittee SC 10, *Unification of requirements in the field of metal welding*.

ISO 15614 consists of the following parts, under the general title *Specification and qualification of welding procedures for metallic materials — Welding procedure test*:

— *Part 1: Arc and gas welding of steels and arc welding of nickel and nickel alloys*

— *Part 2: Arc welding of aluminium and its alloys*

— *Part 3: Arc welding of cast iron*

— *Part 4: Finishing welding of aluminium castings*

— *Part 5: Arc welding of titanium, zirconium and their alloys*

— *Part 6: Arc welding of copper and its alloys*

— *Part 7: Overlay welding*

— *Part 8: Welding of tubes to tube-plate joints*

— *Part 9: Underwater hyperbaric wet welding*

— *Part 10: Hyperbaric dry welding*

— *Part 11: Electron and laser beam welding*

— *Part 12: Spot, seam and projection welding*

— *Part 13: Resistance butt and flash welding*

Annex ZZ provides a list of corresponding International and European Standards for which equivalents are not given in the text.

Requests for official interpretations of any aspects of this part of ISO 15614 should be directed to the Secretariat of ISO/TC 44/SC 10 via your national standards body. A complete listing of these bodies can be found at [www.iso.org](http://www.iso.org).

# Specification and qualification of welding procedures for metallic materials — Welding procedure test —

## Part 4: Finishing welding of aluminium castings

### 1 Scope

This part of ISO 15614 is one of a series of standards, details of which are given in ISO 15607:2003, Annex A.

It specifies how a welding procedure specification for finishing welding of aluminium castings is qualified by welding procedure tests. It does not apply to repair welding.

For joint welding, ISO 15614-2 applies.

Arc welding of aluminium castings is covered by the following processes as defined in ISO 4063:

- 131 metal inert gas welding, MIG welding;
- 141 tungsten inert gas arc welding; TIG welding;
- 15 plasma arc welding.

Other fusion welding processes by agreement.

Shielding gases used in these processes are:

- argon ISO 14175 I1;
- helium ISO 14175 I2;
- argon-helium mixture ISO 14175 I3.

Other shielding gases by agreement.

### 2 Normative references

The following referenced documents are indispensable for the application of this document. For dated references, only the edition cited applies. For undated references, the latest edition of the referenced document (including any amendments) applies.

EN 571-1, *Non destructive testing — Penetrant testing — Part 1: General principles*

ISO 4063, *Welding and allied processes — Nomenclature of processes and reference numbers*

ISO 6947, *Welds — Working positions — Definitions of angles of slope and rotation*

ISO 9017, *Destructive tests on welds in metallic materials — Fracture test*

ISO 10042, *Arc-welded joints in aluminium and its weldable alloys — Guidance on quality levels for imperfections*

ISO 14175, *Welding consumables — Shielding gases for arc welding and cutting*

ISO 15607:2003, *Specification and qualification of welding procedures for metallic materials — General rules*

ISO/TR 15608, *Welding — Guidelines for a metallic materials grouping system*

ISO 15609-1, *Specification and qualification of welding procedures for metallic materials — Welding procedure specification — Part 1: Arc welding*

ISO 15614-2:2005, *Specification and qualification of welding procedures for metallic materials — Welding procedure test — Part 2: Arc welding of aluminium and its alloys*

ISO 17635, *Non-destructive testing of welds — General rules for fusion welds in metallic materials*

ISO 17636, *Non-destructive testing of welds — Radiographic testing of fusion-welded joints*

ISO 17637, *Non-destructive testing of welds — Visual testing of fusion-welded joints*

ISO 17639, *Destructive tests on welds in metallic materials — Macroscopic and microscopic examination of welds*

### 3 Terms and definitions

For the purposes of this document, the terms and definitions given in ISO 15607 and the following apply.

#### 3.1

##### **production welding**

any welding carried out before final delivery to the end user

#### 3.1.1

##### **joint welding**

production welding used to assemble components together to obtain an integral unit

NOTE This includes the welding of cast or wrought components as well as combinations of cast and wrought materials.

#### 3.1.2

##### **finishing welding**

welding carried out during production in order to remove casting defects and core openings to ensure the agreed quality of castings

### 4 Preliminary welding procedure specification (pWPS)

The preliminary welding procedure specification shall be prepared in accordance with ISO 15609-1.

### 5 Welding procedure test

The preparation and testing of test pieces representing the type of welding used in production shall be in accordance with Clauses 6 and 7.

The welder shall only be qualified by welding test pieces in accordance with Clause 6.

## 6 Test pieces

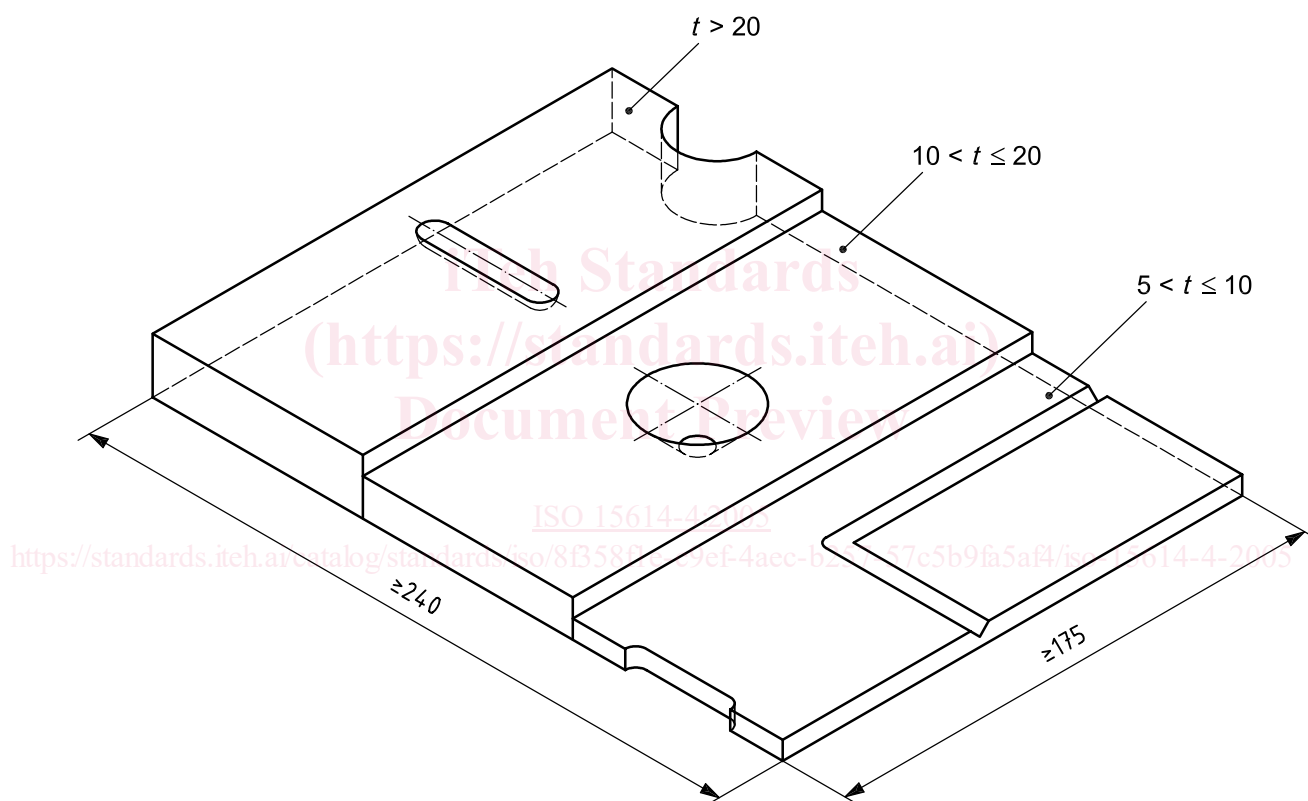
### 6.1 General

Test pieces shall be cast as one test piece in accordance with Figure 1 or three separate test pieces in accordance with Figure 2 or may be taken from a production casting which exhibits the same features as Figure 1 or 2 (slot, hole and groove). Machining of the test pieces is permitted.

### 6.2 Shape and dimensions of test pieces

The shape and minimum dimensions shall be in accordance with Figures 1 and 2.

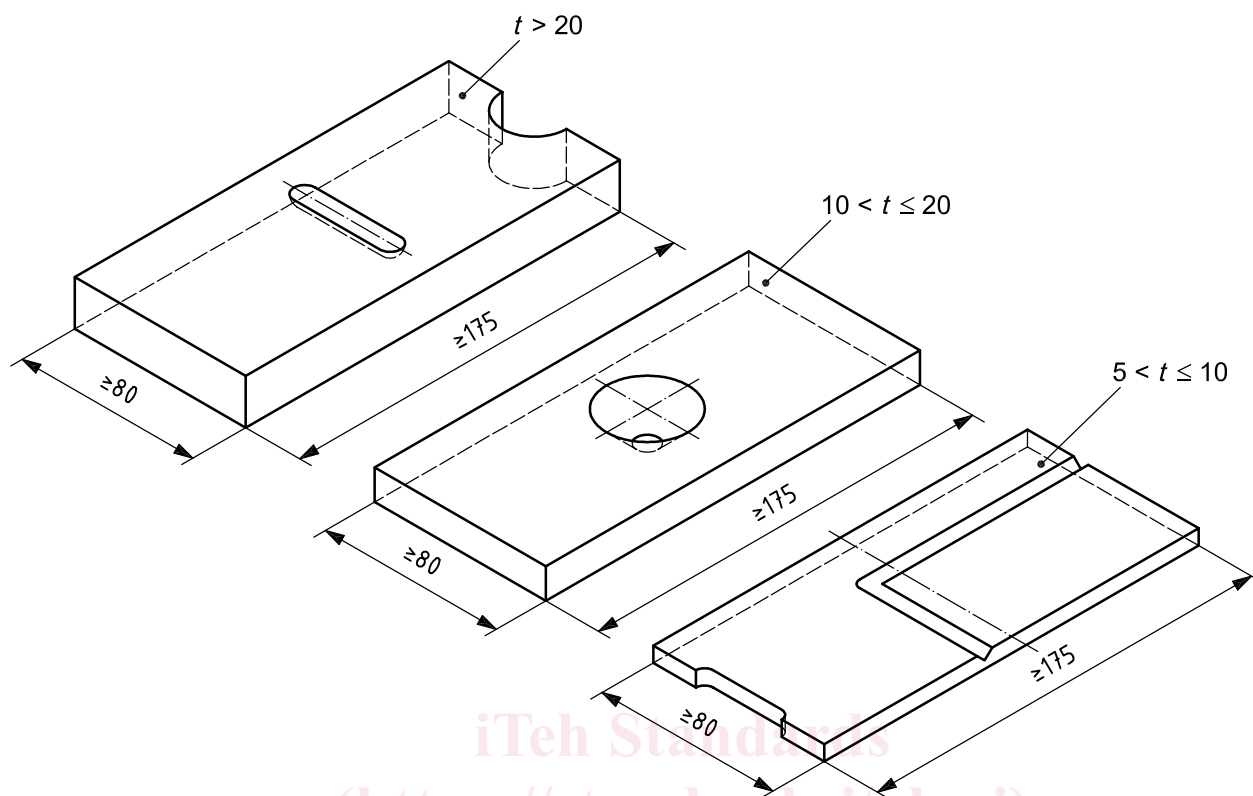
Dimensions in millimetres



#### Key

$t$  material thickness

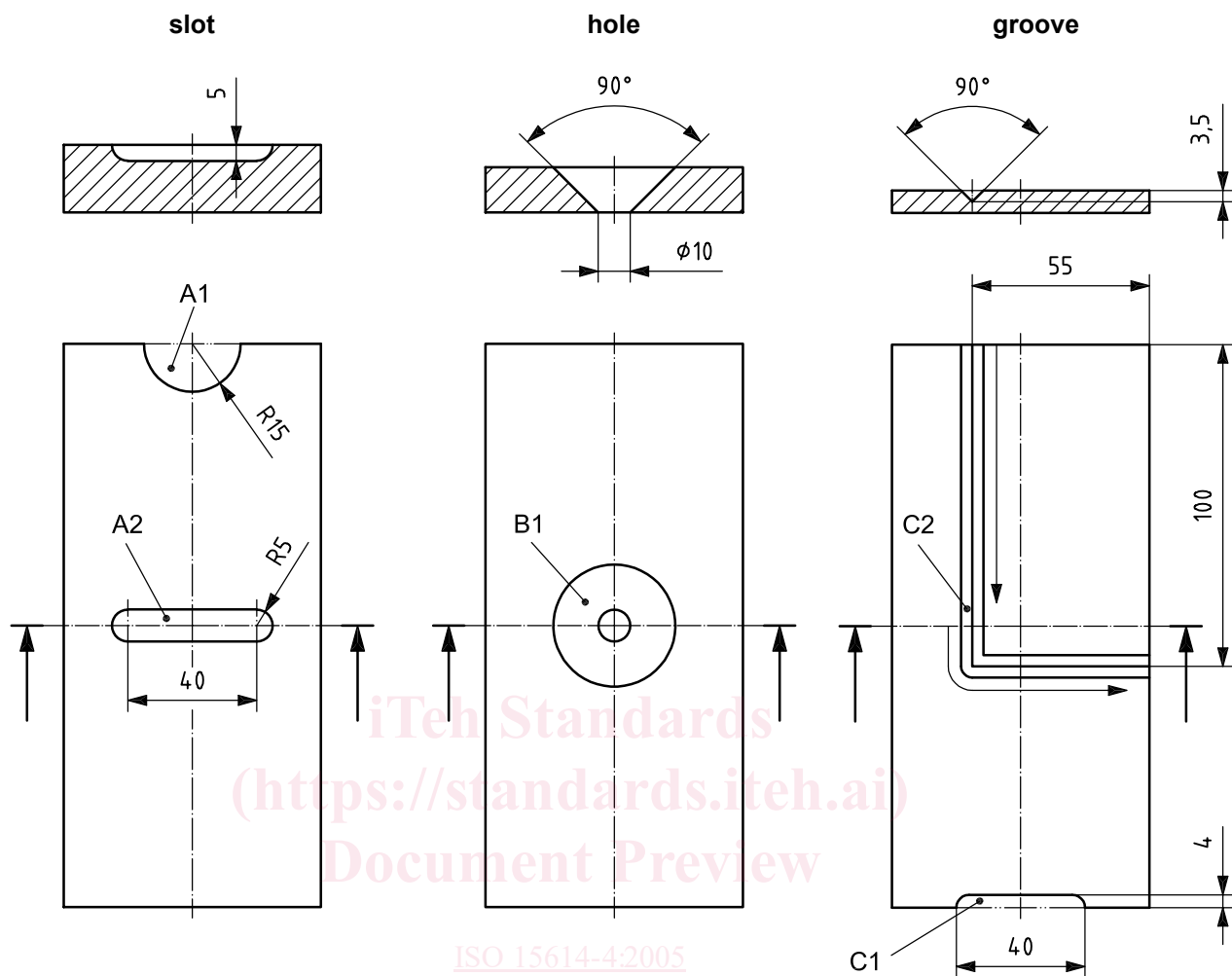
Figure 1 — Combined test piece with slot, hole and groove

**Key** $t$  material thickness**Figure 2 — Single test pieces with slot, hole and groove****6.3 Welding of test pieces**

Preparation and welding of test pieces shall be carried out in accordance with the pWPS and under the general conditions of welding in production which they shall represent. The demonstration shall be as shown in Figure 3. In each case one stop and restart is required.



Dimensions in millimetres

**Key**

- A1 shall show the filling up of a slot. Normally the test piece shall be welded in “vertical up” position PF or “flat” position PA as defined in ISO 6947. Undercuts on the corner and lack of fusion are critical.
- A2 shall show the filling up of a slot. Normally the test piece shall be welded in position PA. Cracks, crater pipes, crater cracks, undercuts and lack of fusion are critical.
- B1 shall show the filling up of a hole. Normally the test piece shall be welded in position PA, in which it demonstrates the welding of a hole in a casting. Normally a backing will be used. Inclusions and lack of fusion are critical.
- C1 shows the production welding of a rib. Normally the test piece shall be welded in position PF or PA. Undercuts on the corner and lack of fusion are critical.
- C2 shall be welded in the direction shown in the figure. One stop and restart is required. Normally the test piece shall be welded in position PA. Undercuts, crater cracks and lack of fusion are critical.

NOTE Chain-dotted lines indicate fracture lines.

**Figure 3 — Dimensions of test pieces and weld locations for finishing weld tests**

## 7 Examination and testing

### 7.1 Extent of testing

The test pieces shall be tested as follows:

- visual examination in accordance with 7.2;
- penetrant testing in accordance with 7.2;
- radiographic testing in accordance with 7.2;
- fracture testing in accordance with 7.3.1;
- micro examination in accordance with 7.3.2.

### 7.2 Non-destructive testing

The non-destructive testing specified in 7.1 shall be carried out in accordance with the following standards:

- visual examination in accordance with ISO 17637;
- penetrant testing in accordance with EN 571-1;
- radiographic testing in accordance with ISO 17636.

### 7.3 Destructive testing

#### 7.3.1 Fracture testing

##### 7.3.1.1 Method

Fracture testing shall be carried out in accordance with ISO 9017 using test pieces prepared in accordance with 7.3.1.2.

##### 7.3.1.2 Preparation of test pieces

The test pieces shall be prepared for fracture testing as shown in Figures 4a), 4b) and 4c). To ensure fracture occurs in the weld deposit, it is recommended that the test pieces be notched as shown in the figures. Otherwise, the test pieces shall be tested in accordance with ISO 9017.