
**Carbonaceous materials for the
production of aluminium — Baked
anodes — Determination of the air
permeability**

*Produits carbonés utilisés pour la production de l'aluminium — Anodes
cuites — Détermination de la perméabilité à l'air*

iTeh STANDARD PREVIEW
(standards.iteh.ai)

ISO 15906:2007

<https://standards.iteh.ai/catalog/standards/sist/f3d48134-e0ba-4f21-8655-4da2f8e301c8/iso-15906-2007>



PDF disclaimer

This PDF file may contain embedded typefaces. In accordance with Adobe's licensing policy, this file may be printed or viewed but shall not be edited unless the typefaces which are embedded are licensed to and installed on the computer performing the editing. In downloading this file, parties accept therein the responsibility of not infringing Adobe's licensing policy. The ISO Central Secretariat accepts no liability in this area.

Adobe is a trademark of Adobe Systems Incorporated.

Details of the software products used to create this PDF file can be found in the General Info relative to the file; the PDF-creation parameters were optimized for printing. Every care has been taken to ensure that the file is suitable for use by ISO member bodies. In the unlikely event that a problem relating to it is found, please inform the Central Secretariat at the address given below.

iTeh STANDARD PREVIEW
(standards.iteh.ai)

ISO 15906:2007

<https://standards.iteh.ai/catalog/standards/sist/f3d48134-e0ba-4f21-8655-4da2f8e301c8/iso-15906-2007>



COPYRIGHT PROTECTED DOCUMENT

© ISO 2007

All rights reserved. Unless otherwise specified, no part of this publication may be reproduced or utilized in any form or by any means, electronic or mechanical, including photocopying and microfilm, without permission in writing from either ISO at the address below or ISO's member body in the country of the requester.

ISO copyright office
Case postale 56 • CH-1211 Geneva 20
Tel. + 41 22 749 01 11
Fax + 41 22 749 09 47
E-mail copyright@iso.org
Web www.iso.org

Published in Switzerland

Foreword

ISO (the International Organization for Standardization) is a worldwide federation of national standards bodies (ISO member bodies). The work of preparing International Standards is normally carried out through ISO technical committees. Each member body interested in a subject for which a technical committee has been established has the right to be represented on that committee. International organizations, governmental and non-governmental, in liaison with ISO, also take part in the work. ISO collaborates closely with the International Electrotechnical Commission (IEC) on all matters of electrotechnical standardization.

International Standards are drafted in accordance with the rules given in the ISO/IEC Directives, Part 2.

The main task of technical committees is to prepare International Standards. Draft International Standards adopted by the technical committees are circulated to the member bodies for voting. Publication as an International Standard requires approval by at least 75 % of the member bodies casting a vote.

Attention is drawn to the possibility that some of the elements of this document may be the subject of patent rights. ISO shall not be held responsible for identifying any or all such patent rights.

ISO 15906 was prepared by Technical Committee ISO/TC 226, *Materials for the production of primary aluminium*.

iTeh STANDARD PREVIEW (standards.iteh.ai)

[ISO 15906:2007](https://standards.iteh.ai/catalog/standards/sist/f3d48134-e0ba-4f21-8655-4da2f8e301c8/iso-15906-2007)

<https://standards.iteh.ai/catalog/standards/sist/f3d48134-e0ba-4f21-8655-4da2f8e301c8/iso-15906-2007>

Introduction

Anode performance in aluminium reduction cells can be partially characterized by the measurement of the gas permeability. Higher permeability allows attack and consumption of the anode by air and CO₂, thus shortening the life and overall performance of the anode.

iTeh STANDARD PREVIEW (standards.iteh.ai)

[ISO 15906:2007](https://standards.iteh.ai/catalog/standards/sist/f3d48134-e0ba-4f21-8655-4da2f8e301c8/iso-15906-2007)

<https://standards.iteh.ai/catalog/standards/sist/f3d48134-e0ba-4f21-8655-4da2f8e301c8/iso-15906-2007>

Carbonaceous materials for the production of aluminium — Baked anodes — Determination of the air permeability

1 Scope

This International Standard describes a method for the measurement of the air permeability of baked anodes, by determining the resistance to airflow of a specimen of specified volume at room temperature, within the range of air permeability between 0,01 nPm (nanoperms) and 10 nPm.

“Green” anodes are considered to be impermeable to gas. Therefore, this test is most applicable to “baked” carbon material.

NOTE This method can also be used for measuring other carbon materials (e.g. microporous carbon materials), but precision statements are not available for other carbon materials.

2 Normative references

The following referenced documents are indispensable for the application of this document. For dated references, only the edition cited applies. For undated references, the latest edition of the referenced document (including any amendments) applies.

ISO 8007-2:1999, *Carbonaceous materials used in the production of aluminium — Sampling plans and sampling from individual units — Part 2: Prebaked anodes*

3 Terms and definitions

For the purposes of this document, the following terms and definitions apply.

3.1

sample

portion of carbon from a baked anode

3.2

test specimen

article prepared from a sample

4 Principle

The air permeability of a sample is determined by a comparative method. The time necessary to draw a specified volume of air through the test specimen is measured. This time is compared to the time necessary to draw a specified volume of air through a standard with known air permeability. This comparison yields the air permeability of the sample material.

5 Apparatus

5.1 **Callipers**, with 0,01 mm reading precision.

5.2 Air permeability unit equipped as in 5.2.1 to 5.2.3.

5.2.1 Membrane vacuum pump, with an inlet to generate vacuum down to 100 mbar, and an outlet to generate high pressure up to 4 bar. The maximum flow rate has to reach 25 l/min.

5.2.2 Permeability cell, as shown in Figure 1. The cell is designed to ensure an airtight sealing around the periphery of the sample. A rubber tube is forced as a seal against the cylindrical test specimen by means of compressed air. The porous filter-paper and the sponge-rubber protect the vacuum pump from particles and/or dust from the sample.

5.2.3 U-tube manometer, with light fork sensors as shown in Figure 2.

The U-tube is directly linked with the vacuum pump and is placed parallel to the permeability cell. It has a working length of 220 mm, an internal diameter of $16 \text{ mm} \pm 1 \text{ mm}$ and an external diameter of 20 mm. It is filled to the equilibrium mark with a non-volatile, non-hygroscopic liquid of low viscosity and density, such as dibutylphtalate or a light-grade mineral oil. Thereby, the vacuum and the air volume flowing through the test specimen can easily be measured by following the oil level inside the U-tube.

There are three light fork sensors. The lowest one (sensor 3) is located at 145 mm below the mark line of equilibrium. The two other sensors are located at 30 mm (sensor 1) and at 80 mm (sensor 2) below the equilibrium mark.

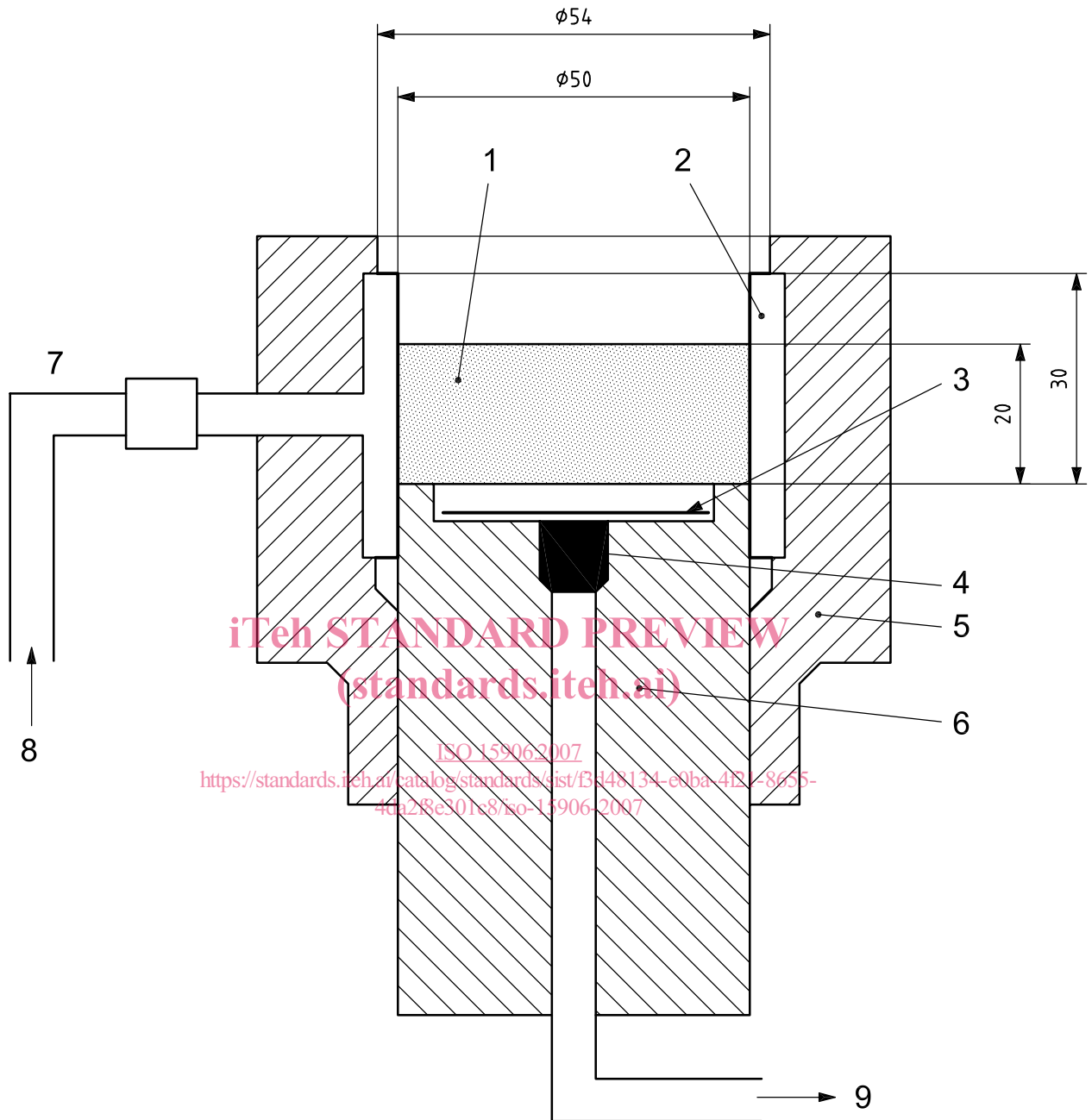
The connection to the vacuum pump can be closed by a valve, which then leads to a decrease of the vacuum by air flowing through the test specimen due to its air permeability.

iTeh STANDARD PREVIEW
(standards.iteh.ai)

ISO 15906:2007

<https://standards.iteh.ai/catalog/standards/sist/f3d48134-e0ba-4f21-8655-4da2f8e301c8/iso-15906-2007>

Dimensions in millimetres



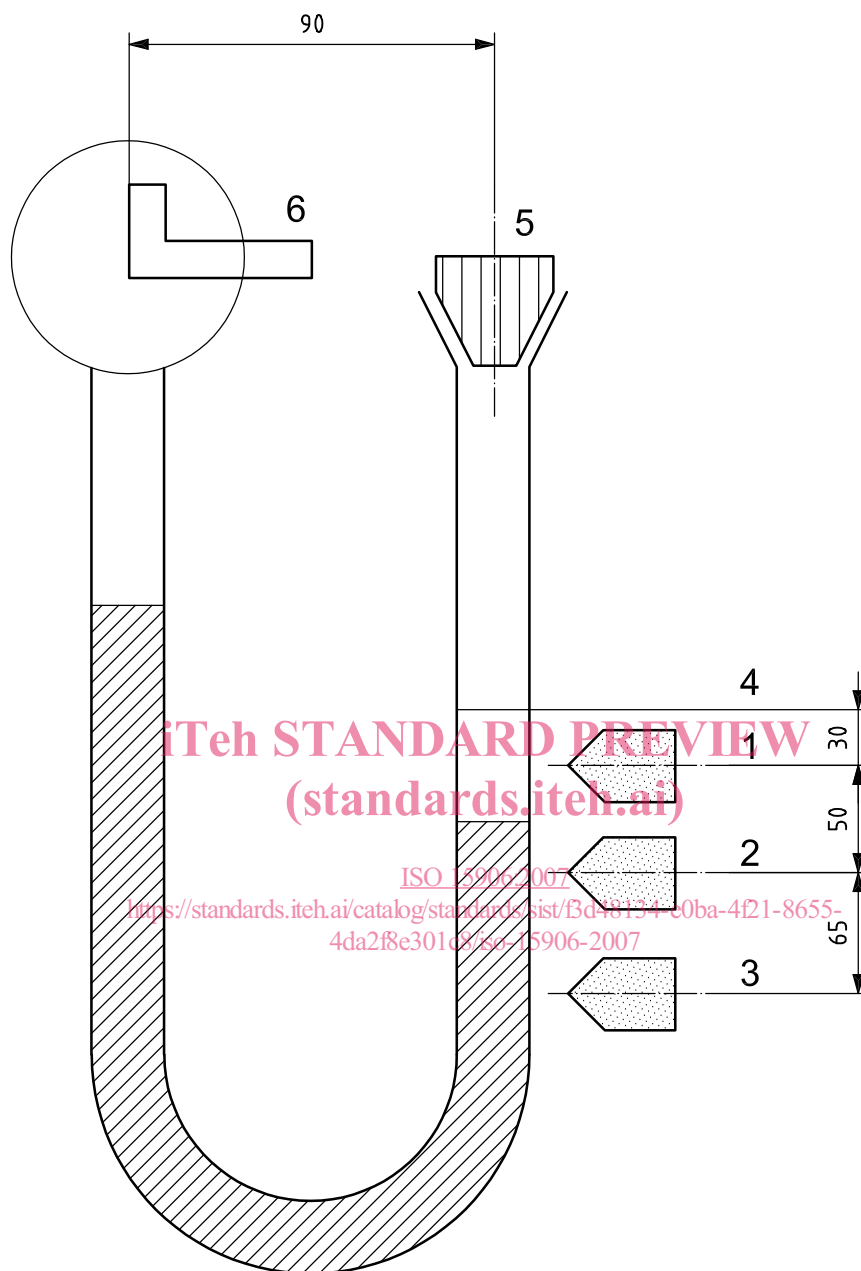
iTeh STANDARD PREVIEW
(standards.iteh.ai)

ISO 15906:2007
<https://standards.iteh.ai/catalog/standards/ist/b348134-c0ba-4f21-8655-4a28e301e8/iso-15906-2007>

Key

- 1 test specimen
- 2 rubber tube
- 3 porous filter-paper
- 4 rubber sponge
- 5 movable clamping device
- 6 stationary piston
- 7 plastic hose
- 8 compressed air intake
- 9 vacuum system

Figure 1 — Permeability cell



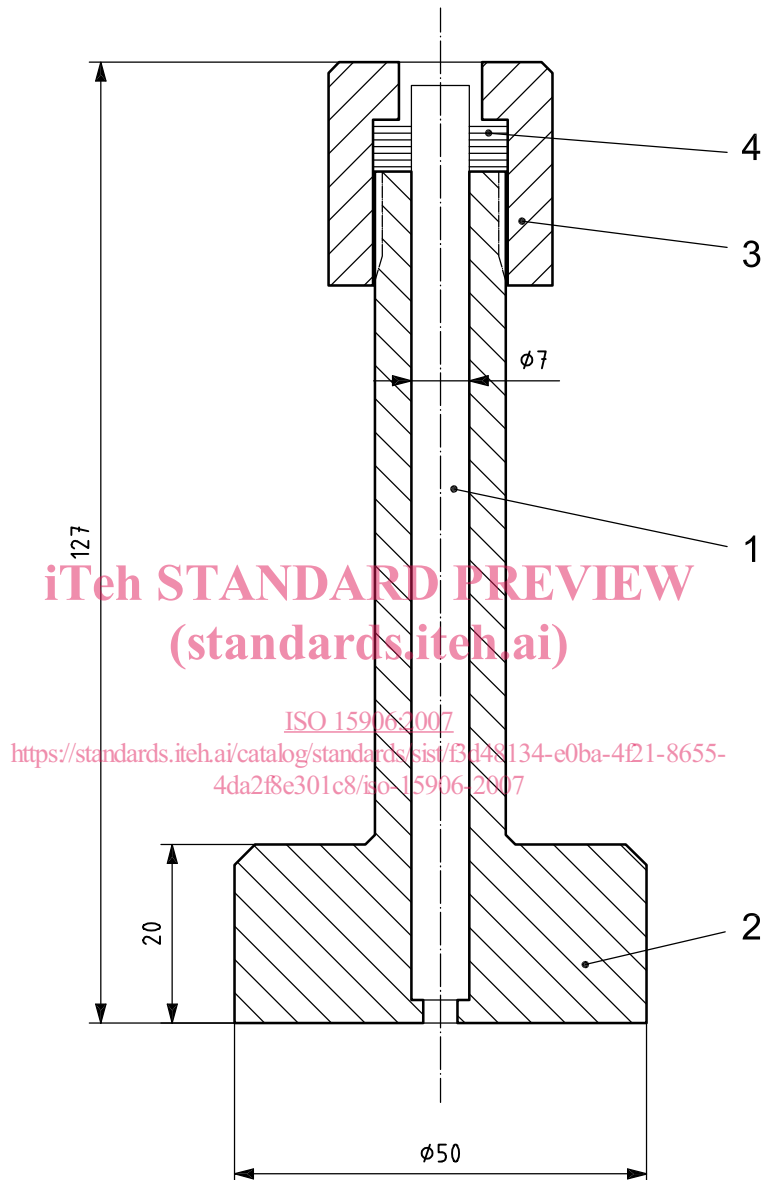
Key

- 1 proximity sensor 1
- 2 proximity sensor 2
- 3 proximity sensor 3
- 4 mark line of equilibrium
- 5 air inlet
- 6 vacuum system

Figure 2 — U-tube manometer

5.3 Standards with known air permeability, high-precision capillaries with known air permeability suitable for calibrating the air permeability unit.¹⁾ A range of permeability values for this standard of between 1 and 2 nPm is appropriate. The capillaries are mounted in a holder which fits onto the cell clamping device (50 mm diameter) of the air permeability unit, see Figure 3. A proper seal guarantees that there is no air leakage between the capillary and the metallic holder.

Dimensions in millimetres



Key

- 1 capillary
- 2 holder
- 3 screw cap
- 4 seal

Figure 3 — Standard with known air permeability

5.4 Impermeable disc, having the same dimensions as the test specimen.

1) Standards with known air permeability can be certified from the Netherlands Measurements Institute, NMI, in Dordrecht, The Netherlands.