



SLOVENSKI STANDARD
SIST EN 302 217-4-1 V1.4.1:2010
01-marec-2010

Fiksni radijski sistemi - Karakteristike in zahteve za opremo in antene tipa točka-točka - 4-1. del: Sistemsko odvisne zahteve za antene

Fixed Radio Systems - Characteristics and requirements for point-to-point equipment and antennas - Part 4-1: System-dependent requirements for antennas

iTeh STANDARD PREVIEW
(standards.iteh.ai)

Ta slovenski standard je istoveten z: **EN 302 217-4-1 Version 1.4.1**

SIST EN 302 217-4-1 V1.4.1:2010
<https://standards.iteh.ai/catalog/standards/sist/c42d4340-7689-46ca-a0a1-7c5463e40d37/sist-en-302-217-4-1-v1-4-1-2010>

ICS:

33.060.30	Radiorelejni in fiksni satelitski komunikacijski sistemi	Radio relay and fixed satellite communications systems
33.120.40	Antene	Aerials

SIST EN 302 217-4-1 V1.4.1:2010 **en**

iTeh STANDARD PREVIEW
(standards.iteh.ai)

[SIST EN 302 217-4-1 V1.4.1:2010](https://standards.iteh.ai/catalog/standards/sist/ea2d4340-7689-46ca-a0a1-7c5463e40d37/sist-en-302-217-4-1-v1-4-1-2010)

<https://standards.iteh.ai/catalog/standards/sist/ea2d4340-7689-46ca-a0a1-7c5463e40d37/sist-en-302-217-4-1-v1-4-1-2010>

ETSI EN 302 217-4-1 V1.4.1 (2010-01)

European Standard (Telecommunications series)

Fixed Radio Systems; Characteristics and requirements for point-to-point equipment and antennas; Part 4-1: System-dependent requirements for antennas

iTeh STANDARD PREVIEW
(standards.iteh.ai)

[SIST EN 302 217-4-1 V1.4.1:2010](https://standards.iteh.ai/catalog/standards/sist/ea2d4340-7689-46ca-a0a1-7c5463e40d37/sist-en-302-217-4-1-v1-4-1-2010)

<https://standards.iteh.ai/catalog/standards/sist/ea2d4340-7689-46ca-a0a1-7c5463e40d37/sist-en-302-217-4-1-v1-4-1-2010>



Reference

REN/ATTM-04011

Keywordsantenna, DFRS, DRRS, FWA, point-to-point,
transmission**ETSI**

650 Route des Lucioles
F-06921 Sophia Antipolis Cedex - FRANCE

Tel.: +33 4 92 94 42 00 Fax: +33 4 93 65 47 16

Siret N° 348 623 562 00017 - NAF 742 C
Association à but non lucratif enregistrée à la
Sous-Préfecture de Grasse (06) N° 7803/88

iTeh STANDARD PREVIEW
(standards.iteh.ai)

SIST EN 302 217-4-1 V1.4.1:2010

<https://standards.iteh.ai/catalog/standards/sist/ea2d4340-7689-46ca-a0a1-7c5463e40d37/etsi-en-302-217-4-1-v1-4-1-2010>
Important notice

Individual copies of the present document can be downloaded from:

<http://www.etsi.org>

The present document may be made available in more than one electronic version or in print. In any case of existing or perceived difference in contents between such versions, the reference version is the Portable Document Format (PDF). In case of dispute, the reference shall be the printing on ETSI printers of the PDF version kept on a specific network drive within ETSI Secretariat.

Users of the present document should be aware that the document may be subject to revision or change of status. Information on the current status of this and other ETSI documents is available at

<http://portal.etsi.org/tb/status/status.asp>

If you find errors in the present document, please send your comment to one of the following services:

http://portal.etsi.org/chaicor/ETSI_support.asp

Copyright Notification

No part may be reproduced except as authorized by written permission.
The copyright and the foregoing restriction extend to reproduction in all media.

© European Telecommunications Standards Institute 2010.
All rights reserved.

DECT™, **PLUGTESTS™**, **UMTS™**, **TIPHON™**, the TIPHON logo and the ETSI logo are Trade Marks of ETSI registered for the benefit of its Members.

3GPP™ is a Trade Mark of ETSI registered for the benefit of its Members and of the 3GPP Organizational Partners.

LTE™ is a Trade Mark of ETSI currently being registered

for the benefit of its Members and of the 3GPP Organizational Partners.

GSM® and the GSM logo are Trade Marks registered and owned by the GSM Association.

Contents

Intellectual Property Rights	4
Foreword.....	4
Introduction	4
1 Scope	5
2 References	5
2.1 Normative references	5
2.2 Informative references.....	6
3 Definitions, symbols and abbreviations	6
3.1 Definitions	6
3.2 Symbols.....	6
3.3 Abbreviations	6
4 Frequency bands.....	7
5 Classification of antennas.....	7
5.1 Templates for definition of Radiation Pattern Envelope (RPE) classes	7
5.2 Cross-Polar Discrimination (XPD).....	10
5.2.1 XPD categories	10
5.2.2 Frequency range 1 GHz to 3 GHz.....	10
5.2.3 Frequency range 3 GHz to 86 GHz.....	11
5.3 XPD masks.....	11
6 Electrical characteristics.....	12
6.1 Radiation Pattern Envelope (RPE).....	12
6.2 Cross-Polar Discrimination (XPD).....	12
6.3 Antenna gain	13
Annex A (normative): Standardized Radiation Pattern Envelopes for class 1 antennas in bands 3 GHz to 86 GHz.....	14
Annex B (informative): Additional information.....	19
B.1 Mechanical characteristics	19
B.1.1 Environmental characteristics	19
B.1.2 Wind ratings	19
B.1.3 Antenna stability	19
B.2 Antenna input connectors.....	20
B.3 Return loss at the input ports.....	20
B.4 Inter-port isolation.....	20
B.5 Antenna labelling	20
Annex C (informative): Antenna gain and radiation pattern information	21
C.1 Impact of antenna gain on the frequency planning	21
C.2 Gain and typical radiation pattern for circular-symmetric antennas	21
History	23

Intellectual Property Rights

IPRs essential or potentially essential to the present document may have been declared to ETSI. The information pertaining to these essential IPRs, if any, is publicly available for **ETSI members and non-members**, and can be found in ETSI SR 000 314: "*Intellectual Property Rights (IPRs); Essential, or potentially Essential, IPRs notified to ETSI in respect of ETSI standards*", which is available from the ETSI Secretariat. Latest updates are available on the ETSI Web server (<http://webapp.etsi.org/IPR/home.asp>).

Pursuant to the ETSI IPR Policy, no investigation, including IPR searches, has been carried out by ETSI. No guarantee can be given as to the existence of other IPRs not referenced in ETSI SR 000 314 (or the updates on the ETSI Web server) which are, or may be, or may become, essential to the present document.

Foreword

This European Standard (Telecommunications series) has been produced by ETSI Technical Committee Access, Terminals, Transmission and Multiplexing (ATTM).

The present document is part 4-1 of a multi-part deliverable covering the Fixed Radio Systems; Characteristics and requirements for point-to-point equipment and antennas. Full details of the entire series can be found in part 1 [3].

National transposition dates	
Date of adoption of this EN:	18 January 2010
Date of latest announcement of this EN (doa):	30 April 2010
Date of latest publication of new National Standard or endorsement of this EN (dop/e):	31 October 2010
Date of withdrawal of any conflicting National Standard (dow):	31 October 2010

Introduction

The purpose of the present document is to define antenna parameters, which are relevant to Fixed Radio Systems (FRS), including those considered essential for conformity to the R&TTE Directive [1]. Limits are set out in EN 302 217-4-2 [4].

Additional parameters appropriate to system implementation may be subject to agreement between the equipment purchaser and supplier. Further guidance is provided in annex B.

1 Scope

The present document summarizes all requirements for single main beam, linear polarization, directional antennas to be adopted in conjunction with Point-to-Point (PP) systems operating in the frequency range 1 GHz to 86 GHz.

Single polarization antennas, dual polarization antennas, dual band/single polarized antennas and dual band/dual polarization antennas are considered.

Description and limits for parameters relevant to essential requirements under article 3.2 of the R&TTE Directive [1] are given in EN 302 217-4-2 [4].

For other parameters and general information that does not affect the R&TTE Directive [1] "essential requirements" mentioned above, description and limits are set out in the present document.

There are a number of different antenna types for various applications, the principles by which they are classified are given in clause 5.

The present document does not cover aspects related to test procedures and test conditions, which are covered by the scope of EN 301 126-3-1 [2].

Guidance on the definition of radio parameters relevant to the essential requirements under article 3.2 of the R&TTE Directive [1] for DFRS may be found in TR 101 506 [i.1].

2 References

References are either specific (identified by date of publication and/or edition number or version number) or non-specific.

- For a specific reference, subsequent revisions do not apply.
- Non-specific reference may be made only to a complete document or a part thereof and only in the following cases:
 - if it is accepted that it will be possible to use all future changes of the referenced document for the purposes of the referring document;
 - for informative references.

Referenced documents which are not found to be publicly available in the expected location might be found at <http://docbox.etsi.org/Reference>.

NOTE: While any hyperlinks included in this clause were valid at the time of publication ETSI cannot guarantee their long term validity.

2.1 Normative references

The following referenced documents are indispensable for the application of the present document. For dated references, only the edition cited applies. For non-specific references, the latest edition of the referenced document (including any amendments) applies.

- [1] Directive 1999/5/EC of the European Parliament and of the Council of 9 March 1999 on radio equipment and telecommunications terminal equipment and the mutual recognition of their conformity (R&TTE Directive).
- [2] ETSI EN 301 126-3-1: "Fixed Radio Systems; Conformance testing; Part 3-1: Point-to-Point antennas; Definitions, general requirements and test procedures".
- [3] ETSI EN 302 217-1: "Fixed Radio Systems; Characteristics and requirements for point-to-point equipment and antennas; Part 1: Overview and system-independent common characteristics".

- [4] ETSI EN 302 217-4-2: "Fixed Radio Systems; Characteristics and requirements for point-to-point equipment and antennas; Part 4-2: Antennas; Harmonized EN covering the essential requirements of article 3.2 of the R&TTE Directive".
- [5] IEC 60154-1: "Flanges for waveguides. Part 1: General requirements".
- [6] IEC 60154-2: "Flanges for waveguides. Part 2: Relevant specifications for flanges for ordinary rectangular waveguides".
- [7] IEC 60169-1: "Radio-frequency connectors. Part 1: General requirements and measuring methods".

2.2 Informative references

The following referenced documents are not essential to the use of the present document but they assist the user with regard to a particular subject area. For non-specific references, the latest version of the referenced document (including any amendments) applies.

- [i.1] ETSI TR 101 506: "Fixed Radio Systems; Generic definitions, terminology and applicability of essential requirements under the article 3.2 of 1999/05/EC Directive to Fixed Radio Systems".
- [i.2] ETSI EN 302 217-2-2: "Fixed Radio Systems; Characteristics and requirements for point-to-point equipment and antennas; Part 2-2: Digital systems operating in frequency bands where frequency co-ordination is applied; Harmonized EN covering the essential requirements of article 3.2 of the R&TTE Directive".
- [i.3] ETSI TR 102 243-1: "Fixed Radio Systems; Representative values for transmitter power and antenna gain to support inter- and intra-compatibility and sharing analysis; Part 1: Digital point-to-point systems".
- [i.4] ETSI EN 302 217-2-1: "Fixed Radio Systems; Characteristics and requirements for point-to-point equipment and antennas; Part 2-1: System-dependent requirements for digital systems operating in frequency bands where frequency co-ordination is applied".
<https://standards.iteh.ai/catalog/standards/sist/ca2d4540-7689-46ca-a0a1-7c5463e40137/sist-en-302-217-4-1-v1-4-1-2010>
- [i.5] ITU-R Recommendation F.699: "Reference radiation patterns for fixed wireless system antennas for use in coordination studies and interference assessment in the frequency range from 100 MHz to about 70 GHz".

3 Definitions, symbols and abbreviations

3.1 Definitions

For the purposes of the present document, the terms and definitions given in EN 302 217-1 [3] apply.

3.2 Symbols

For the purposes of the present document, the symbols given in EN 302 217-1 [3] apply.

3.3 Abbreviations

For the purposes of the present document, the abbreviations given in EN 302 217-1 [3] apply.

4 Frequency bands

The present document defines the characteristics and requirements of antennas in the frequency range from 1 GHz to 86 GHz.

For technical commonalities that range is here divided into sub-ranges as follows:

Range 0: 1 GHz to 3 GHz;

Range 1: 3 GHz to 14 GHz;

Range 2: 14 GHz to 20 GHz;

Range 3: 20 GHz to 24 GHz;

Range 4: 24 GHz to 30 GHz;

Range 5: 30 GHz to 47 GHz;

Range 6: 47 GHz to 66 GHz;

Range 7: 66 GHz to 86 GHz.

5 Classification of antennas

Antenna classification presented in the present document is based on RPE and XPD parameters.

5.1 Templates for definition of Radiation Pattern Envelope (RPE) classes

The RPE directional characteristic (co-polar and cross-polar) impacts the interference situation in the network planning and a trade-off between a highly demanding RPE and the cost/size/weight of the antennas, compatible with the constraints given by present and future networks is then advisable.

With respect to the Radiation Pattern Envelope (RPE), four classes (RPE classes 1 to 4) have been identified according maximum co-polar limit templates for any actual RPE mask in significant range of off-axis azimuth angles. The templates for subdivision in those classes are also depending on given frequency ranges of operation according to figures 1 to 3 and table 1.

Figures 1 to 3 are intended only as templates for defining subdivision of antennas in directivity classes; actual limits options for declaration of conformance to essential requirements under article 3.2 of the R&TTE Directive [1] are defined only in EN 302 217-2-2 [i.2].

When more than one actual standardized RPE falls within the same class template, a sub-class indicative (A, B, C, etc.) will be used according their more demanding RPE limit in angles closer to the intended direction.

NOTE: Figures 1 to 3 report limit templates for any actual RPE mask of classes 2, 3 and 4 antennas; class 1 antennas are defined as those which actual RPE mask exceeds class 2 limit template.

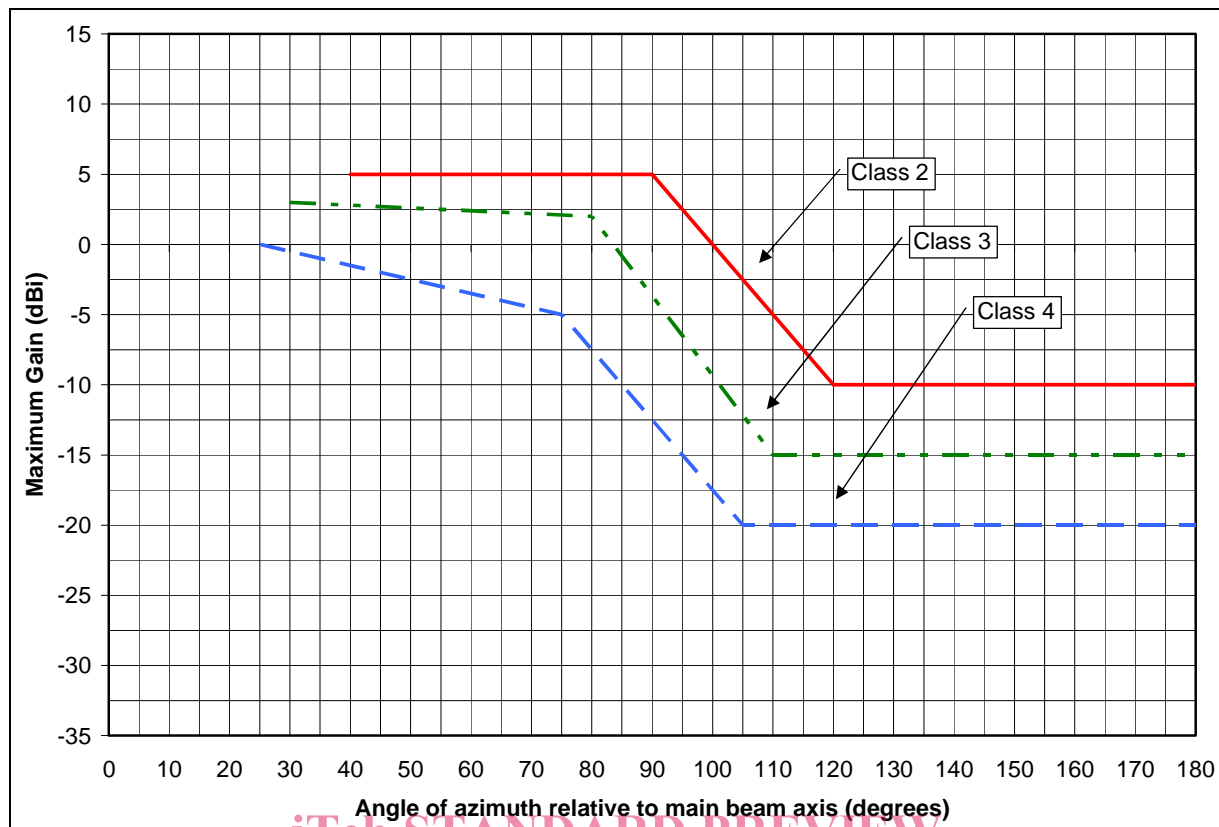


Figure 1: Co-polar limit templates for actual RPE masks of antenna classes in the range 1 GHz to 3 GHz (see table 1)

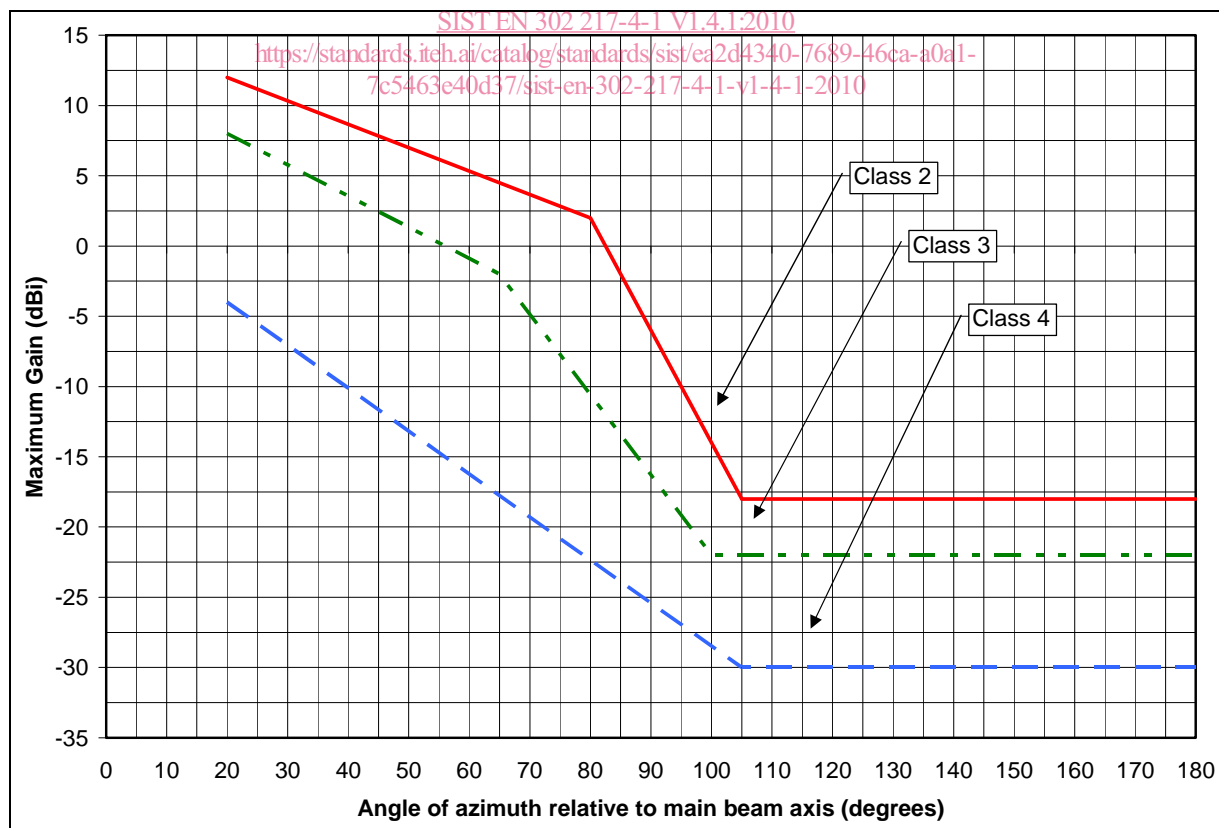


Figure 2: Co-polar limit templates for actual RPE masks of antenna classes in the range 3 GHz to 30 GHz (see table 1)

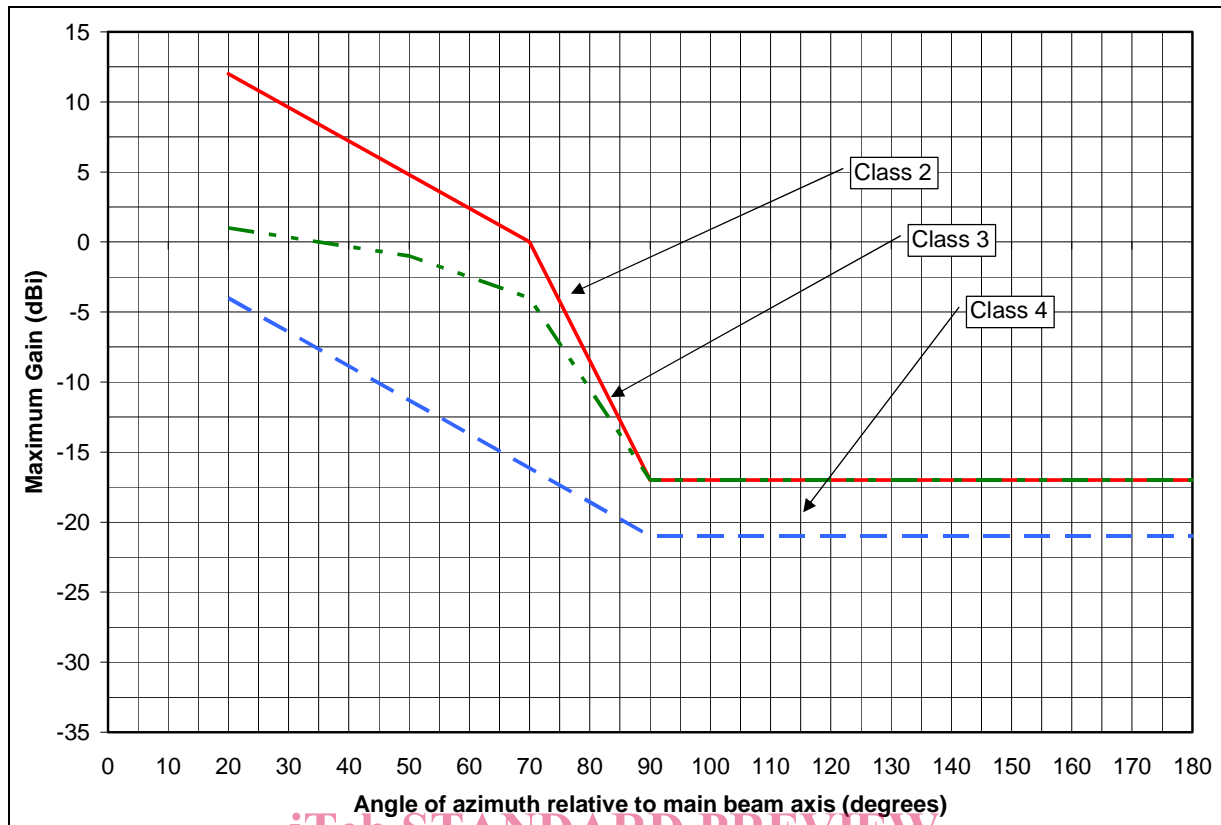


Figure 3: Co-polar limit templates for actual RPE masks of antenna classes in the range 30 GHz to 66 GHz (see table 1)

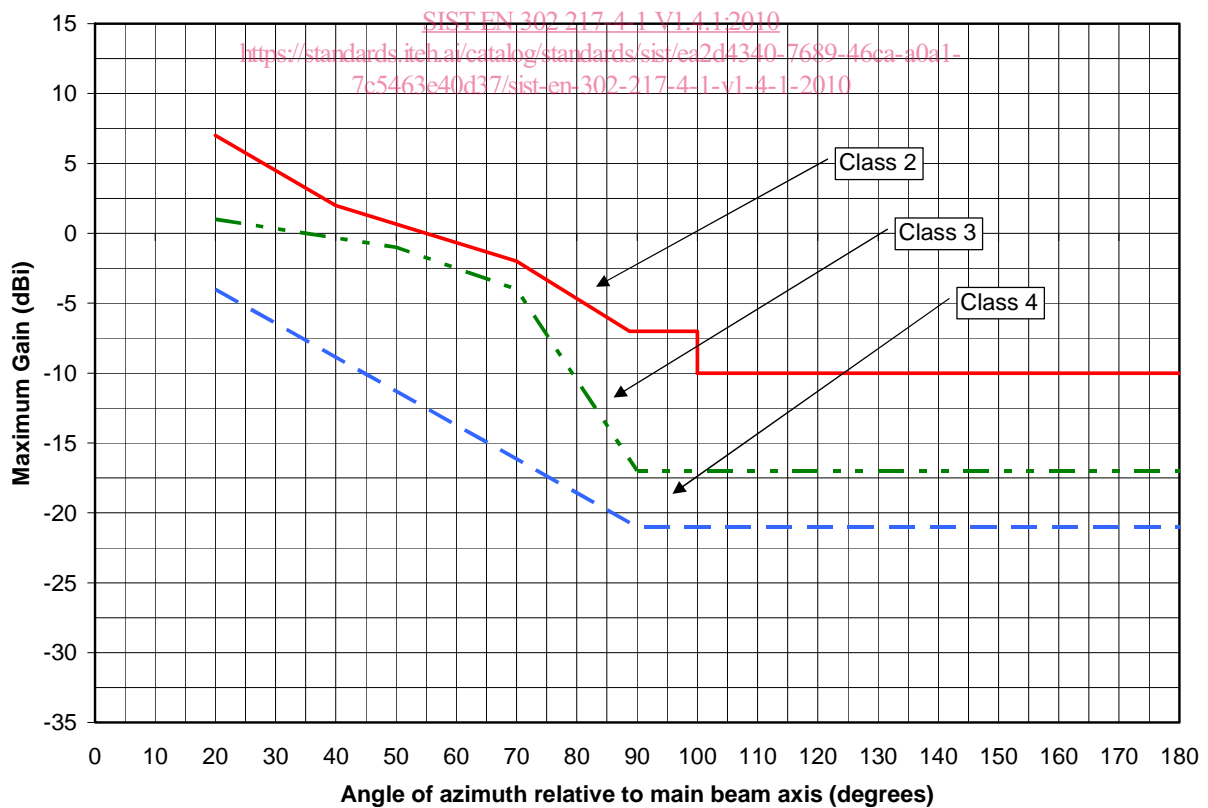


Figure 4: Co-polar limit templates for actual RPE masks of antenna classes in the range 66 GHz to 86 GHz (see table 1)