
**Identification cards — Thin flexible cards —
Part 2:
Magnetic recording techniques**

Cartes d'identification — Cartes flexibles fines —

Partie 2: Techniques d'enregistrement magnétique

iTeh STANDARD PREVIEW
(standards.iteh.ai)

[ISO/IEC 15457-2:2001](https://standards.iteh.ai/catalog/standards/sist/5ad538a8-7ba6-4c73-8ae8-c03fca783dc9/iso-iec-15457-2-2001)

<https://standards.iteh.ai/catalog/standards/sist/5ad538a8-7ba6-4c73-8ae8-c03fca783dc9/iso-iec-15457-2-2001>



PDF disclaimer

This PDF file may contain embedded typefaces. In accordance with Adobe's licensing policy, this file may be printed or viewed but shall not be edited unless the typefaces which are embedded are licensed to and installed on the computer performing the editing. In downloading this file, parties accept therein the responsibility of not infringing Adobe's licensing policy. The ISO Central Secretariat accepts no liability in this area.

Adobe is a trademark of Adobe Systems Incorporated.

Details of the software products used to create this PDF file can be found in the General Info relative to the file; the PDF-creation parameters were optimized for printing. Every care has been taken to ensure that the file is suitable for use by ISO member bodies. In the unlikely event that a problem relating to it is found, please inform the Central Secretariat at the address given below.

iTeh STANDARD PREVIEW
(standards.iteh.ai)

[ISO/IEC 15457-2:2001](https://standards.iteh.ai/catalog/standards/sist/5ad538a8-7ba6-4c73-8ae8-c03fca783dc9/iso-iec-15457-2-2001)

<https://standards.iteh.ai/catalog/standards/sist/5ad538a8-7ba6-4c73-8ae8-c03fca783dc9/iso-iec-15457-2-2001>

© ISO/IEC 2001

All rights reserved. Unless otherwise specified, no part of this publication may be reproduced or utilized in any form or by any means, electronic or mechanical, including photocopying and microfilm, without permission in writing from either ISO at the address below or ISO's member body in the country of the requester.

ISO copyright office
Case postale 56 • CH-1211 Geneva 20
Tel. + 41 22 749 01 11
Fax + 41 22 749 09 47
E-mail copyright@iso.ch
Web www.iso.ch

Printed in Switzerland

Contents

	Page
1 Scope	1
2 Normative references	1
3 Terms and definitions	1
4 General characteristics	4
4.1 Introduction	4
4.2 Requirements common to all formats	4
4.3 Environmental conditions.....	5
5 Magnetic stripe characteristics	5
5.1 Stripe surface	5
5.2 Stripe adherence.....	6
5.3 Stripe life	7
5.4 Magnetic characteristics.....	7
5.5 Magnetic stripe zone reservation.....	7
6 TFC.0 data recording.....	8
6.1 Magnetic track characteristics	8
6.2 Encoding characteristics	8
7 TFC.1 data recording.....	9
7.1 Magnetic track characteristics	9
7.2 TFC.1-specific stripe requirements	10
7.3 Encoding characteristics	11
8 TFC.5 data recording.....	12
8.1 Magnetic track characteristics	12
8.2 TFC.5-specific stripe requirements	12
8.3 Encoding characteristics	12
Annex A (normative) Magnetics classes	14
A.1 Signal amplitude requirements	14
A.1.1 New, unused unencoded cards	14
A.1.2 Unused, encoded cards.....	15
A.1.3 Returned cards.....	15
A.2 Static magnetic characteristics	15
Annex B (normative) Encoding classes	16
B.1 Encoding methods.....	16
B.1.1 F/2F	16
B.1.2 Split phase	16
B.2 Encoding bit densities.....	17
B.2.2 Transition angle	17
B.2.3 Flux transition spacing.....	17

Foreword

ISO (the International Organization for Standardization) and IEC (the International Electrotechnical Commission) form the specialized system for worldwide standardization. National bodies that are members of ISO or IEC participate in the development of International Standards through technical committees established by the respective organization to deal with particular fields of technical activity. ISO and IEC technical committees collaborate in fields of mutual interest. Other international organizations, governmental and non-governmental, in liaison with ISO and IEC, also take part in the work.

International Standards are drafted in accordance with the rules given in the ISO/IEC Directives, Part 3.

In the field of information technology, ISO and IEC have established a joint technical committee, ISO/IEC JTC 1. Draft International Standards adopted by the joint technical committee are circulated to national bodies for voting. Publication as an International Standard requires approval by at least 75 % of the national bodies casting a vote.

Attention is drawn to the possibility that some of the elements of this part of ISO/IEC 15457 may be the subject of patent rights. ISO and IEC shall not be held responsible for identifying any or all such patent rights.

International Standard ISO/IEC 15457-2 was prepared by Joint Technical Committee ISO/IEC JTC 1, *Information technology*, Subcommittee SC 17, *Identification cards and related devices*.

ISO/IEC 15457 consists of the following parts, under the general title *Identification cards — Thin flexible cards*:

— *Part 1: Physical characteristics*

— *Part 2: Magnetic recording techniques*

— *Part 3: Test methods*

Annexes A and B form a normative part of this part of ISO/IEC 15457.

Identification cards — Thin flexible cards —

Part 2: Magnetic recording techniques

1 Scope

Thin flexible cards, the subject of this International Standard, are used to automate the controls for access to goods or services such as mass transit, highway toll systems, car parks, vouchers, stored value, etc.

For these applications, data can be written and/or read by machines using various recording techniques such as magnetic stripe, optical character recognition (OCR), bar code, etc.

This part of ISO/IEC 15457 specifies the magnetic stripe and encoding characteristics of thin flexible cards at two points in the card life cycle:

1. at the point of loading into the card issuing equipment;
2. at the point of issue to the public.

Guidance concerning the storage and usage of finished cards (including magnetic stripe cards) under various environmental conditions is given in ISO/IEC 15457-1.

2 Normative references

[ISO/IEC 15457-2:2001](https://standards.iteh.ai/catalog/standards/sist/5ad538a8-7ba6-4c73-8ae8-c03fca783de9/iso-iec-15457-2-2001)

[https://standards.iteh.ai/catalog/standards/sist/5ad538a8-7ba6-4c73-8ae8-](https://standards.iteh.ai/catalog/standards/sist/5ad538a8-7ba6-4c73-8ae8-c03fca783de9/iso-iec-15457-2-2001)

[c03fca783de9/iso-iec-15457-2-2001](https://standards.iteh.ai/catalog/standards/sist/5ad538a8-7ba6-4c73-8ae8-c03fca783de9/iso-iec-15457-2-2001)

The following normative documents contain provisions which, through reference in this text, constitute provisions of this part of ISO/IEC 15457. For dated references, subsequent amendments to, or revisions of, any of these publications do not apply. However, parties to agreements based on this part of ISO/IEC 15457 are encouraged to investigate the possibility of applying the most recent editions of the normative documents indicated below. For undated references, the latest edition of the normative document referred to applies. Members of ISO and IEC maintain registers of currently valid International Standards.

ISO 4287-1, *Surface roughness — Terminology — Part 1: Surface and its parameters*

ISO 4287-2, *Surface roughness — Terminology — Part 2: Measurement of surface roughness parameters*

ISO/IEC 7811-2, *Identification cards — Recording technique — Part 2: Magnetic stripe — Low coercivity*

ISO/IEC 7811-6, *Identification cards — Recording technique — Part 6: Magnetic stripe — High coercivity*

ISO/IEC 15457-1, *Identification cards — Thin flexible cards — Part 1: Physical characteristics*

ISO/IEC 15457-3, *Identification cards — Thin flexible cards — Part 3: Test methods*

IEC 60050-221, *International Electrotechnical Vocabulary — Chapter 221: Magnetic materials and components*

3 Terms and definitions

For the purposes of this part of ISO/IEC 15457, the terms and definitions given in ISO/IEC 15457-1 and the following apply.

3.1

track

area of stripe surface occupied by the data encoded by a single channel of the magnetic recording write/read interface

3.2

central stripe

stripe centred on the widthwise axis of the card

3.3

lateral stripe

any widthwise stripe which is not centred on the widthwise axis of the card

3.4

re-usable card

durable card able to be recovered from the field (generally by automatic equipment operation) and re-issued

3.5

unused, unencoded card

card possessing all the components required for its intended purpose that has not been subjected to any personalization or testing operation and that has been stored in a clean environment with no more than 48 hour exposure to daylight at temperatures between 5 °C and 30 °C and humidity between 10 % and 90 % without experiencing thermal shock

3.6

unused encoded card

card according to 3.11 that has only been encoded with all the data required for its intended purpose (e.g. magnetic encoding, printing etc.)¹

iTeh STANDARD PREVIEW

(standards.iteh.ai)

[ISO/IEC 15457-2:2001](https://standards.iteh.ai/catalog/standards/sist/5ad538a8-7ba6-4c73-8ae8-c03fca783dc9/iso-iec-15457-2-2001)

[https://standards.iteh.ai/catalog/standards/sist/5ad538a8-7ba6-4c73-8ae8-](https://standards.iteh.ai/catalog/standards/sist/5ad538a8-7ba6-4c73-8ae8-c03fca783dc9/iso-iec-15457-2-2001)

[c03fca783dc9/iso-iec-15457-2-2001](https://standards.iteh.ai/catalog/standards/sist/5ad538a8-7ba6-4c73-8ae8-c03fca783dc9/iso-iec-15457-2-2001)

3.7

returned card

card according to 3.12 after it has been issued to the card holder and returned for the purpose of testing (e.g. re-usable card returned for possible re-issue)²

3.8

R_a, R_z

measures of surface irregularity [see ISO 4287]

3.9

maximum field

H_{max}

maximum absolute magnetic field strength applied as described by the test method [ISO/IEC 7811-6]

3.10

coercivity

$H_{CM} = H_{cJ}$

continuously applied magnetic field which reduces the magnetisation to zero from a previous maximum magnetisation state in the opposite direction, the quantity of interest being that which is measured parallel to the longitudinal axis of the stripe [ISO/IEC 7811-6]

¹ The definitions used in ISO/IEC 7811 refer to embossing and electronic encoding which are not defined in ISO/IEC 15457. However, printing on issue (as opposed to pre-printing) frequently accompanies magnetic encoding in applications of thin flexible cards.

² In certain applications of thin flexible cards, the purpose of testing returned cards is to establish their suitability to be re-issued for re-use. Such testing is generally done automatically by bulk sorter/encoder equipment.

3.11 longitudinal squareness

$SQ = M_r/M$ at (H_{max})

ratio of the value of magnetisation (M_r) at zero magnetic field ($H=0$) after the application and removal of the maximum field (H_{max}) to the magnetisation (M) at the maximum field applied (H_{max}) measured along the longitudinal axis of the stripe [ISO/IEC 7811-6]

3.12 switching field by derivative

SF_D

the width at half height of the differentiated static magnetisation curve $M(H)$ divided by the coercivity from the same curve [ISO/IEC 7811-6]

3.13 switching field by slope

SF_S

$(|H_2| - |H_1|) / H_{CM}$, where $M(-|H_1|) = 0,5 M_r$ and $M(-|H_2|) = -0,5 M_r$; the difference between the field values at the intercept of the static magnetisation $M(H)$ loop with $M(H) = 0,5 M_r$ and $M(H) = -0,5 M_r$, divided by the coercivity [ISO/IEC 7811-6]

3.14 recording technique

technique, such as magnetic or optical encoding etc., used to store data on the card

3.15 nominal bit density

D_R

encoding density specified for a track

[ISO/IEC 15457-2:2001](https://standards.iteh.ai/catalog/standards/sist/5ad538a8-7ba6-4c73-8ae8-c03fca783dc9/iso-iec-15457-2-2001)

<https://standards.iteh.ai/catalog/standards/sist/5ad538a8-7ba6-4c73-8ae8-c03fca783dc9/iso-iec-15457-2-2001>

3.16 maximum test current

I_{max}

upper of two test write currents used for testing TFC magnetic stripes

3.17 maximum test density

D_{max}

upper of two test recording densities used for testing TFC magnetic stripes

3.18 minimum test current

I_{min}

lower of the two test write currents used for testing TFC magnetic stripes

3.19 minimum test density

D_{min}

lower of two test recording densities used for testing TFC magnetic stripes

3.20 individual signal amplitude

U_i

base to peak amplitude of a single readback signal pulse

**3.21
average signal amplitude**

U_A
The arithmetic mean of the absolute values of the individual signal amplitudes found in a readback waveform:

$$U_A = \frac{\sum_{k=1}^n U_{ik}}{n} \text{ (where } n \text{ is the number of individual signal amplitudes)}$$

**3.22
modulation**

m
range of variation of a readback signal defined by:

$$m = \frac{U_{imax} - U_{imin}}{2 \times U_A}$$

where U_i is the individual readback signal amplitude and U_A is the average readback signal amplitude recorded at D_{max} and I_{max} .

4 General characteristics

4.1 Introduction

Three card sizes, TFC.0, TFC.1 and TFC.5, are defined in ISO/IEC 15457-1.

Common physical characteristics and the geometrical and topographical characteristics of each card size are specified in ISO/IEC 15457-1.

In this part of ISO/IEC 15457, the magnetic stripe and track characteristics specific to each size of card are given in separate clauses. Common characteristics are specified in clause 4. Specifications for the permitted magnetic and encoding characteristics are given in the annexes.

All clauses in all parts of ISO/IEC 15457 apply to finished cards or to the reels/packs from which such cards are taken. Certain clauses however, such as durability, concern the characteristics of the card throughout its life. As a matter of convenience and practicality, certain tests can be carried out on unfinished cards where it can be demonstrated that no significant change in that property can arise during subsequent processing.

4.2 Requirements common to all formats

4.2.1 General requirements

Thin flexible cards may be finished in a variety of ways, according to the requirements of the system in which they are to be used. This part of the standard deals with those which are equipped with a magnetic stripe.

Stripes may be magnetically encoded, in accordance with this part of ISO/IEC 15457.

The addition of a magnetic stripe and the encoding of that stripe shall not affect the continued conformance of the finished cards to the other applicable parts of ISO/IEC 15457.

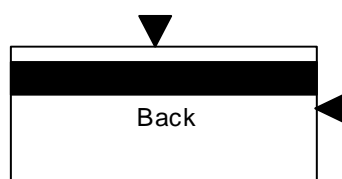
Magnetic stripes, however presented, shall be free from defects which could interfere with usage, such as joins, discontinuities, loose particles, embedded debris, creases, indentations and high spots. They shall not adhere to, or leave an impression on, the adjacent cards in a reel or pack.

4.2.2 Reference edges

Once identified in accordance with the criteria defined in clause 5 of ISO/IEC 15457-1, the same front and reference edges shall be used exclusively and consistently in applying all relevant parts of ISO/IEC 15457, including this.

NOTE 1 In the case of a central stripe, this constraint results in a unique relationship between reference edges and the beginning of the encoded message.

NOTE 2 For example, in the case of a lateral stripe, this constraint results in the unique relationship between reference edges and stripe shown in Figure 1.



Reference edges are indicated by the black triangles.

Figure 1 — Reference edges for lateral stripe

4.3 Environmental conditions

4.3.1 Testing environment

The environmental conditions under which the characteristics specified in this part of ISO/IEC 15457 are to be measured are specified in ISO/IEC 15457-3. <https://standards.iteh.ai/catalog/standards/sist/5ad538a8-7ba6-4c73-8ae8-c03fca783dc9/iso-iec-15457-2-2001>

4.3.2 Storage environment and packaging

Magnetic stripes shall continue to comply with the requirements of this standard after storage under the storage environment and packaging conditions specified in ISO/IEC 15457-1.

4.3.3 Usage environment

Magnetic stripes shall remain structurally reliable and usable within the usage environment specified in ISO/IEC 15457-1.

5 Magnetic stripe characteristics

5.1 Stripe surface

5.1.1 Protrusion

In order to accommodate manufacturing processes which apply the magnetic stripe as tape, this standard defines two classes of protrusion, as follows:

Class 1: The maximum protrusion of the magnetic stripe surface above the surface of the base material shall not be less than 0 μm and shall not be greater than 12 μm .

Class 2: The maximum protrusion of the magnetic stripe surface above the surface of the base material shall not be less than 0 μm and shall not be greater than 25 μm .

Class 2 protrusion is permitted on TFC.1 cards with paper or composite substrates only.

5.1.2 Profile deviation

The straight line deviation of the profile across stripes greater than 3 mm shall be less than 8 µm.

5.1.3 Roughness

The roughness of the magnetic stripe surface, measured along lines parallel to the height and width dimensions, shall be in accordance with Table 1.

Table 1 — Stripe roughness

Dimensions in micrometres		
Encoding density	$R_a(\text{max})$	$R_z(\text{max})$
≤ 3 bits/mm	$\leq 1,6$	≤ 10
> 3 bits/mm	$\leq 1,4$	≤ 8

5.1.4 Stripe area warpage

The maximum deformation of the card material due to the application of the magnetic stripe shall be such that, when the card is laid on its back on a flat surface and a force of 2,2 N is applied uniformly on its front, the maximum perpendicular distance which can be measured from any point on the magnetic stripe to the flat surface does not exceed 80 µm.

iTeh STANDARD PREVIEW
(standards.iteh.ai)

5.1.5 Stripe area curl

The curl of a single card shall not exceed 1 mm when a force of 4.9 N is applied to an area between the lower edge of the magnetic stripe and the lower edge of the card when the card is laid on its front on a flat surface (see Figure 2).

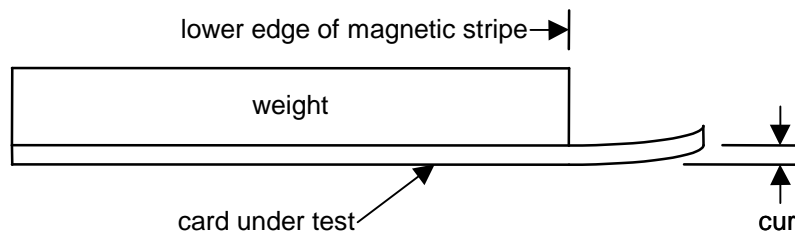


Figure 2 — Curl of the stripe area

5.2 Stripe adherence

The magnetic stripe shall remain firmly fixed to the card material during the lifetime of the card.

It shall not be possible to remove the magnetic stripe without stripping off part of the card material.

Adhesion of the magnetic stripe material to the card surface shall be such that, regardless of the means employed to detach it, the stripe cannot be removed intact.

Furthermore, the removal of any portion of the magnetic stripe shall result in visually detectable damage to the card surface.

5.3 Stripe life

5.3.1 Stripe wear

After being subjected to the appropriate wear test, the worn portion of the magnetic stripe shall remain in compliance with the performance characteristics given in A.1 for returned cards.

5.3.2 Other requirements

All magnetic stripes, shall resist deterioration from exposure to light and other environmental factors encountered in normal use.

Where abnormally demanding conditions of use are likely to affect life expectancy, these shall be taken into account when selecting suitable materials and methods of manufacture.

5.4 Magnetic characteristics

5.4.1 Classification of magnetic characteristics

Magnetic characteristics are grouped into three classes, specified in Annex A.

Classes L and H may be used for any TFC format.

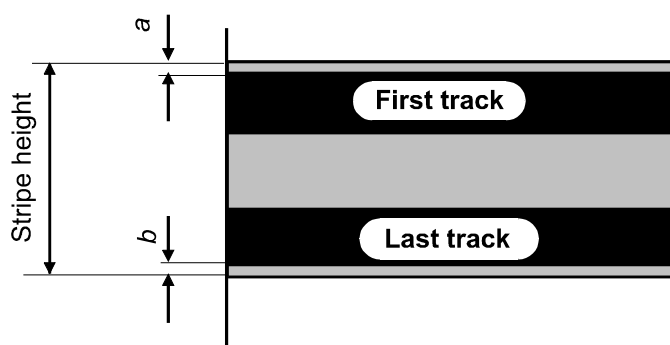
Class S may be used only in existing applications that use the TFC.0 format.

5.5 Magnetic stripe zone reservation

The magnetic stripe area shall extend over the full width of the back of the card.

The location and size of the magnetic stripe results directly from the tracks to be used (track heights and locations are defined in the following clauses).

Except if stated otherwise for a specific card format and track location, the stripe height shall cover an area which includes all the tracks used and extends beyond their top and bottom boundaries by at least 0,8 mm, as shown in Figure 3.



$a \geq 0,8 \text{ mm}$; $b \geq 0,4 \text{ mm}$

Figure 3 — Minimum stripe area