



# SLOVENSKI STANDARD SIST EN 3155-009:2009

01-maj-2009

BUXca Yý U  
SIST EN 3155-009:2009

5 YfcbUj h\_U!`9`Y\_f] b]`\_cbhU\_h`nUi dcfUvc`j`j Ynb]` `Y`Ya Ybh]` `!`\$\$- ``XY.  
9`Y\_f] b]`\_cbhU\_h`žÿYbg\_žh]d`5 žbU\_ i VUb]žfUhfYX`G`!`GHUbXUfX`nUdfc]nj cX

Aerospace series - Electrical contacts used in elements of connection - Part 009: Contacts, electrical, female, type A, crimp, class S - Product standard

Luft- und Raumfahrt - Elektrische Kontakte zur Verwendung in Verbindungselementen - Teil 009: Elektrische Buchsenkontakte, Typ A, crimpbar, Klasse S - Produktnorm

Série aérospatiale - Contacts électriques utilisés dans les organes de connexion - Partie 009 : Contacts électriques, femelles, type A, à sertir, classe S - Norme de produit

**Ta slovenski standard je istoveten z: EN 3155-009:2009**

**ICS:**

49.060 Š^æ\ æš Å^•[ |b\ æ Aerospace electric  
^|\ dã } æ] !^ { æš Å ã c { ã equipment and systems

**SIST EN 3155-009:2009 en**

**iTeh STANDARD PREVIEW**  
**(standards.iteh.ai)**

SIST EN 3155-009:2009

<https://standards.iteh.ai/catalog/standards/sist/39e697aa-bd70-4f49-bc55-af6707a44e5f/sist-en-3155-009-2009>

EUROPEAN STANDARD  
NORME EUROPÉENNE  
EUROPÄISCHE NORM

**EN 3155-009**

February 2009

ICS 49.060

Supersedes EN 3155-009:2006

English Version

**Aerospace series - Electrical contacts used in elements of  
connection - Part 009: Contacts, electrical, female, type A,  
crimp, class S - Product standard**

Série aérospatiale - Contacts électriques utilisés dans les  
organes de connexion - Partie 009 : Contacts électriques,  
femelles, type A, à sertir, classe S - Norme de produit

Luft- und Raumfahrt - Elektrische Kontakte zur Verwendung  
in Verbindungselementen - Teil 009: Elektrische  
Buchsenkontakte, Typ A, crimpbar, Klasse S -  
Produktnorm

This European Standard was approved by CEN on 14 March 2008.

CEN members are bound to comply with the CEN/CENELEC Internal Regulations which stipulate the conditions for giving this European Standard the status of a national standard without any alteration. Up-to-date lists and bibliographical references concerning such national standards may be obtained on application to the CEN Management Centre or to any CEN member.

This European Standard exists in three official versions (English, French, German). A version in any other language made by translation under the responsibility of a CEN member into its own language and notified to the CEN Management Centre has the same status as the official versions.

CEN members are the national standards bodies of Austria, Belgium, Bulgaria, Cyprus, Czech Republic, Denmark, Estonia, Finland, France, Germany, Greece, Hungary, Iceland, Ireland, Italy, Latvia, Lithuania, Luxembourg, Malta, Netherlands, Norway, Poland, Portugal, Romania, Slovakia, Slovenia, Spain, Sweden, Switzerland and United Kingdom.



EUROPEAN COMMITTEE FOR STANDARDIZATION  
COMITÉ EUROPÉEN DE NORMALISATION  
EUROPÄISCHES KOMITEE FÜR NORMUNG

**Management Centre: Avenue Marnix 17, B-1000 Brussels**

## Contents

Foreword.....	3
Introduction .....	4
1 Scope .....	4
2 Normative references .....	4
3 Terms and definitions .....	5
4 Required characteristics.....	5
4.1 Specific characteristics.....	5
4.2 Dimensions and mass.....	5
4.3 Marking by colour code .....	9
4.4 Material, surface treatment.....	9
4.5 Permissible cables.....	9
4.6 Tooling.....	10
4.6.1 Crimping tools.....	10
4.6.2 Insertion/Extraction tools .....	12
4.7 Cable stripping.....	12
4.8 Tests.....	13
4.9 Gauges.....	16
5 Designation .....	16
6 Marking .....	16
7 Technical specification.....	16

iTech STANDARD PREVIEW  
(standards.itech.ai)

[SIST EN 3155-009:2009](https://standards.itech.ai/catalog/standards/sist/39e697aa-bd70-4f49-bc55-af6707a44e5f/sist-en-3155-009-2009)

<https://standards.itech.ai/catalog/standards/sist/39e697aa-bd70-4f49-bc55-af6707a44e5f/sist-en-3155-009-2009>

## Foreword

This document (EN 3155-009:2009) has been prepared by the Aerospace and Defence Industries Association of Europe - Standardization (ASD-STAN).

After enquiries and votes carried out in accordance with the rules of this Association, this Standard has received the approval of the National Associations and the Official Services of the member countries of ASD, prior to its presentation to CEN.

This European Standard shall be given the status of a national standard, either by publication of an identical text or by endorsement, at the latest by August 2009, and conflicting national standards shall be withdrawn at the latest by August 2009.

This document supersedes EN 3155-009:2006.

Attention is drawn to the possibility that some of the elements of this document may be the subject of patent rights. CEN [and/or CENELEC] shall not be held responsible for identifying any or all such patent rights.

According to the CEN/CENELEC Internal Regulations, the national standards organizations of the following countries are bound to implement this European Standard: Austria, Belgium, Bulgaria, Cyprus, Czech Republic, Denmark, Estonia, Finland, France, Germany, Greece, Hungary, Iceland, Ireland, Italy, Latvia, Lithuania, Luxembourg, Malta, Netherlands, Norway, Poland, Portugal, Romania, Slovakia, Slovenia, Spain, Sweden, Switzerland and the United Kingdom.

[SIST EN 3155-009:2009](https://standards.iteh.ai/catalog/standards/sist/39e697aa-bd70-4f49-bc55-af6707a44e5f/sist-en-3155-009-2009)

<https://standards.iteh.ai/catalog/standards/sist/39e697aa-bd70-4f49-bc55-af6707a44e5f/sist-en-3155-009-2009>

## Introduction

The contacts defined by this standard are derived from those of SAE-AS39029/56 and, intermateable with those of SAE-AS39029/58.

## 1 Scope

This standard specifies the required characteristics, tests and tooling applicable to female electrical contacts 009, type A, crimp, class S, used in elements of connection according to EN 3155-002.

It shall be used together with EN 3155-001.

The associated male contacts are defined in EN 3155-008.

## 2 Normative references

The following referenced documents are indispensable for the application of this document. For dated references, only the edition cited applies. For undated references, the latest edition of the referenced document (including any amendments) applies.

EN 2083, *Aerospace series — Copper or copper alloy conductors for electrical cables — Product standard*

EN 2591-\*, *Aerospace series — Elements of electrical and optical connection — Test methods*

EN 3155-001, *Aerospace series — Electrical contacts used in elements of connection — Part 001: Technical specification*<sup>1</sup>

EN 3155-002, *Aerospace series — Electrical contacts used in elements of connection — Part 002: List and utilization of contacts*

EN 3155-008, *Aerospace series — Electrical contacts used in elements of connection — Part 008: Contacts, electrical, male, type A, crimp, class S — Product standard*

EN 4008-009, *Aerospace series — Elements of electrical and optical connection — Crimping tools and associated accessories — Part 009: Positioner for crimping tool M22520/23 — Product standard*<sup>2</sup>

EN 4008-010, *Aerospace series — Elements of electrical and optical connection — Crimping tools and associated accessories — Part 010: Head for crimping tool M22520/23 — Product standard*<sup>2</sup>

ISO 8843, *Aircraft — Crimp-removable contacts for electrical connectors — Identification system*

---

\* All parts quoted in Table 8.

1 Published as ASD Prestandard at the date of publication of this standard.

2 In preparation at the date of publication of this standard.

MIL-DTL-22520, *Crimping tools, terminal, hand or power actuated, wire termination, and tool kits general specification for*<sup>3</sup>

MIL-I-81969, *Installing and removal tools, connector electrical contact, general specification for*<sup>3</sup>

SAE-AS39029, *Contacts, electrical connector, general specification for*<sup>4</sup>

SAE-AS39029/56, *Contacts, electrical connector, socket, crimp removable (for MIL-C-38999 series I, III and IV connectors)*<sup>4</sup>

SAE-AS39029/58, *Contacts, electrical connector, pin, crimp removable (for MIL-C-24308, MIL-C-38999 series I, II, III, and IV and MIL-C-55302/69 and MIL-C-83733 connectors)*<sup>4</sup>

### 3 Terms and definitions

For the purposes of this standard, the terms and definitions given in EN 3155-001 apply.

## 4 Required characteristics

### 4.1 Specific characteristics

Type A contacts are for general application and class S corresponds to an operating temperature range from – 65 °C to 200 °C.

### 4.2 Dimensions and mass

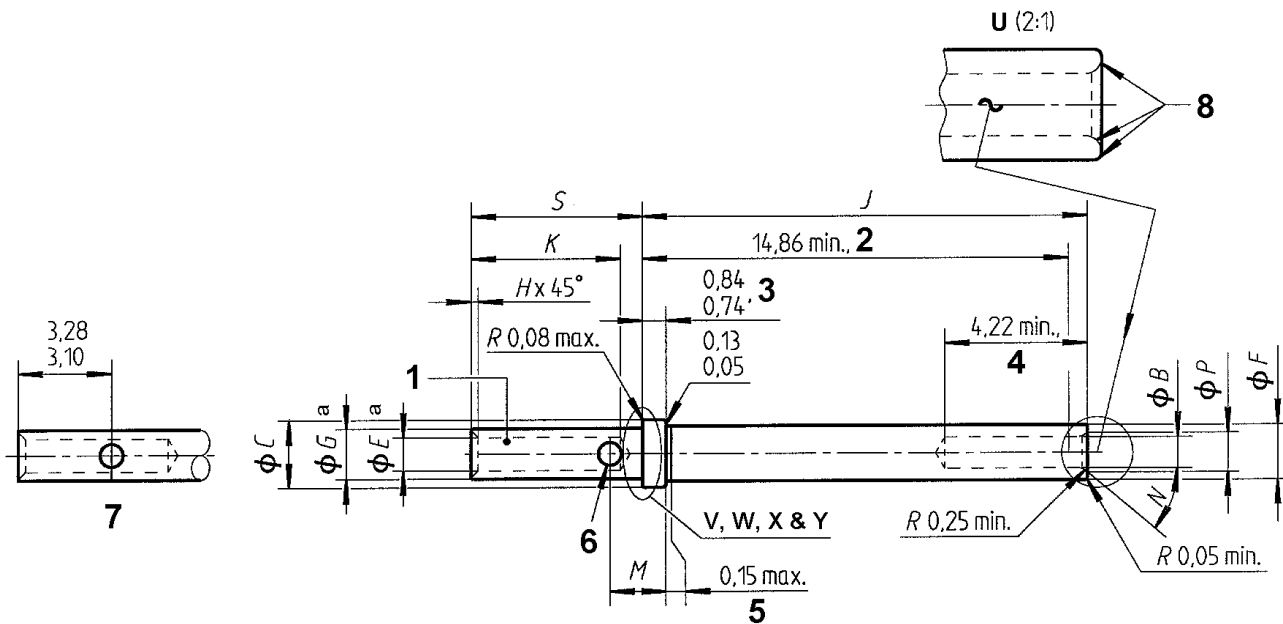
See Figure 1 and Table 1.  
<https://standards.iteh.ai/catalog/standards/sist/39e697aa-bd70-4f49-bc55-af6707a44e5f/sist-en-3155-009-2009>

Dimensions and tolerances are given in millimetres and apply after surface treatment.

---

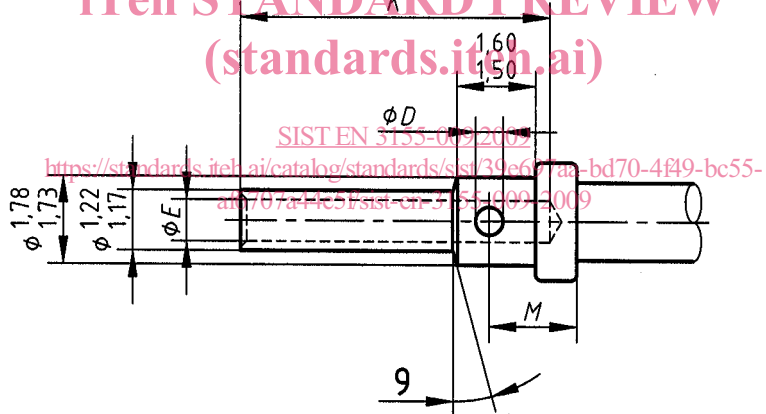
3 Published by: Department of Defense (DOD), the Pentagon, Washington D.C. 20301 USA.

4 Published by: Society of Automotive Engineering (SAE), 400 Commonwealth Drive, Warrendale, PA 15096, USA.



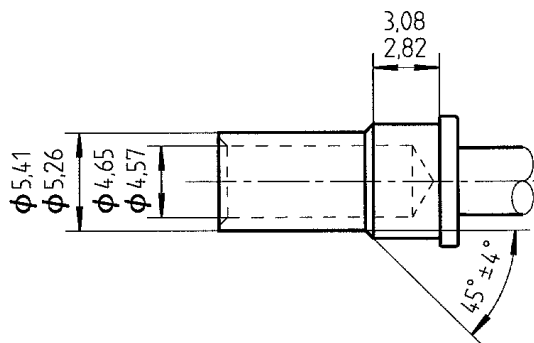
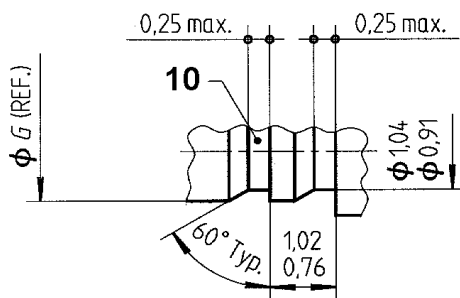
V (5:1) Size 20–22 only

iTeh STANDARD PREVIEW  
(standards.iteh.ai)



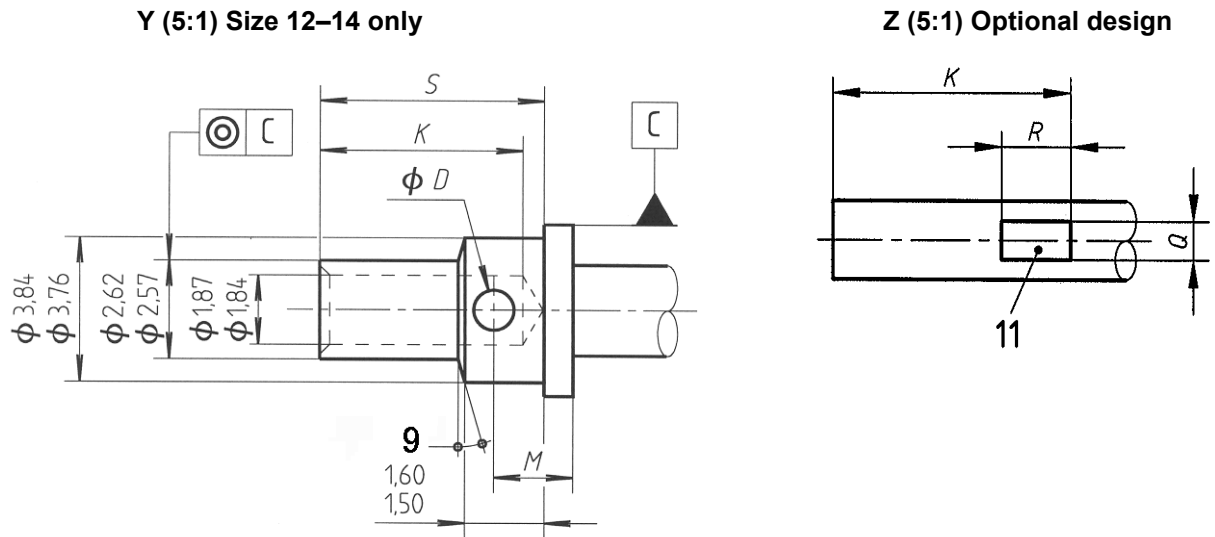
W (10:1) Size 22 only

X (3:1) Size 10 only



(continued)





### Key

- 1 Colour bands, see Table 2
- 2 Point at which a square ended gauge pin of the same basic diameter as the mating contact first engages the female contact spring member
- 3 Not applicable for contact size 22
- 4 This dimension represents both the length of the bore  $\phi B$  which includes the active zone of protection (see EN 3155-001)
- 5 Clearance between sleeve and body of the contact
- 6 Inspection hole  $\phi D$  (one side only); see detail Z
- 7 For size 22 only
- 8 One full radius permissible
- 9  $14^\circ$  to  $16^\circ$
- 10 Identification groove optional
- 11 Inspection hole one side only

<sup>a</sup> – for size 22

	$\phi 0,08$	$\phi E$	$\phi G$
--	-------------	----------	----------

– for all other sizes

	$\phi 0,025$	$\phi E (M)$	$\phi G (M)$
--	--------------	--------------	--------------

Figure 1 (concluded)