



SLOVENSKI STANDARD
SIST EN 840-6:2004+A1:2008

01-oktober-2008

DfYa] b]nUwc'b]]nUcXdUX_Y!* "XY. J UfbcgfbY]b'nXfUj glj YbY'nU Hfj Y

Mobile waste containers - Part 6: Safety and health requirements

Fahrbare Abfallsammelbehälter - Teil 6: Sicherheits- und
Gesundheitsschutzanforderungen

Conteneurs roulants à déchets - Partie 6: Exigences d'hygiène et de sécurité

[SIST EN 840-6:2004+A1:2008](https://standards.iteh.ai/catalog/standards/sist/7b4dc44a-523f-4c92-b9be-245b8974b5b/sist-en-840-6-2004-a1-2008)

Ta slovenski standard je istoveten z: **EN 840-6:2004+A1:2008**

ICS:

13.030.40	Naprave in oprema za odstranjevanje in obdelavo odpadkov	Installations and equipment for waste disposal and treatment
-----------	--	--

SIST EN 840-6:2004+A1:2008

en,fr

iTeh STANDARD PREVIEW
(standards.iteh.ai)

SIST EN 840-6:2004+A1:2008

<https://standards.iteh.ai/catalog/standards/sist/7b4dc44a-523f-4c92-b9be-24f3b8994b5b/sist-en-840-6-2004a1-2008>

EUROPEAN STANDARD
NORME EUROPÉENNE
EUROPÄISCHE NORM

EN 840-6:2004+A1

July 2008

ICS 13.030.40

Supersedes EN 840-6:2004

English Version

Mobile waste containers - Part 6: Safety and health requirements

Conteneurs roulants à déchets - Partie 6: Exigences d'hygiène et de sécurité

Fahrbare Abfallsammelbehälter - Teil 6: Sicherheits- und Gesundheitsschutzanforderungen

This European Standard was approved by CEN on 10 December 2003 and includes Amendment 1 approved by CEN on 6 June 2008.

CEN members are bound to comply with the CEN/CENELEC Internal Regulations which stipulate the conditions for giving this European Standard the status of a national standard without any alteration. Up-to-date lists and bibliographical references concerning such national standards may be obtained on application to the CEN Management Centre or to any CEN member.

This European Standard exists in three official versions (English, French, German). A version in any other language made by translation under the responsibility of a CEN member into its own language and notified to the CEN Management Centre has the same status as the official versions.

CEN members are the national standards bodies of Austria, Belgium, Bulgaria, Cyprus, Czech Republic, Denmark, Estonia, Finland, France, Germany, Greece, Hungary, Iceland, Ireland, Italy, Latvia, Lithuania, Luxembourg, Malta, Netherlands, Norway, Poland, Portugal, Romania, Slovakia, Slovenia, Spain, Sweden, Switzerland and United Kingdom.

[SIST EN 840-6:2004+A1:2008](https://standards.iteh.ai/catalog/standards/sist/7b4dc44a-523f-4c92-b9be-24f3b8994b5b/sist-en-840-6-2004a1-2008)

<https://standards.iteh.ai/catalog/standards/sist/7b4dc44a-523f-4c92-b9be-24f3b8994b5b/sist-en-840-6-2004a1-2008>



EUROPEAN COMMITTEE FOR STANDARDIZATION
COMITÉ EUROPÉEN DE NORMALISATION
EUROPÄISCHES KOMITEE FÜR NORMUNG

Management Centre: rue de Stassart, 36 B-1050 Brussels

Contents

page

Foreword.....	3
1 Scope	4
2 Normative references	4
3 General requirements of construction	4
4 Handles	4
5 Wheels	6
6 Direction block	7
7 Brakes	7
8 Edges	7
9 Lids.....	7
10 Cleaning.....	7
11 Instructions for use	8
Annex A (informative) A-Deviations	9
Bibliography	10

iTech STANDARD PREVIEW
(standards.itech.ai)

[SIST EN 840-6:2004+A1:2008](https://standards.itech.ai/catalog/standards/sist/7b4dc44a-523f-4c92-b9be-24f3b8994b5b/sist-en-840-6-2004a1-2008)

<https://standards.itech.ai/catalog/standards/sist/7b4dc44a-523f-4c92-b9be-24f3b8994b5b/sist-en-840-6-2004a1-2008>

Foreword

This document (EN 840-6:2004+A1:2008) has been prepared by Technical Committee CEN/TC 183 "Waste management", the secretariat of which is held by DIN.

This European Standard shall be given the status of a national standard, either by publication of an identical text or by endorsement, at the latest by January 2009 and conflicting national standards shall be withdrawn at the latest by January 2009.

This document supersedes A1 EN 840-6:2004 A1.

The start and finish of text introduced or altered by amendment is indicated in the text by tags A1 A1.

This European Standard is one part of the series of standards of EN 840 about "Mobile waste containers" comprising the following parts:

- Part 1: Containers with 2 wheels with a capacity up to 400 l for comb lifting devices - Dimensions and design.
- Part 2: Containers with 4 wheels with a capacity up to 1 300 l with flat lid(s), for trunnion and/or comb lifting devices - Dimensions and design.
- Part 3: Containers with 4 wheels with a capacity up to 1 300 l with dome lid(s), for trunnion and/or comb lifting devices - Dimensions and design.
- Part 4: Containers with 4 wheels with a capacity up to 1 700 l with flat lid(s), for wide trunnion or BG-and/or wide comb lifting devices - Dimensions and design.
- Part 5: Performance requirements and test methods.
- Part 6: Safety and health requirements.

Annex A is informative.

According to the CEN/CENELEC Internal Regulations, the national standards organizations of the following countries are bound to implement this European Standard: Austria, Belgium, Bulgaria, Cyprus, Czech Republic, Denmark, Estonia, Finland, France, Germany, Greece, Hungary, Iceland, Ireland, Italy, Latvia, Lithuania, Luxembourg, Malta, Netherlands, Norway, Poland, Portugal, Romania, Slovakia, Slovenia, Spain, Sweden, Switzerland and United Kingdom.

EN 840-6:2004+A1:2008 (E)**1 Scope**

This European Standard provides the essential safety, health and ergonomic requirements for mobile waste containers according to EN 840-1 to EN 840-4, not including hazardous wastes containers.

2 Normative references

This European Standard incorporates, by dated or undated reference, provisions from other publications. These normative references are cited at the appropriate places in the text and the publications are listed hereafter. For dated references, subsequent amendments to or revisions of any of these publications apply to this European Standard only when incorporated in it by amendment or revision. For undated references the latest edition of the publication referred to applies (including amendments).

EN 840-5:2004, *Mobile waste containers – Part 5: Performance requirements and test methods*.

3 General requirements of construction

3.1 The container shall be constructed so that when it is unloaded or loaded with a nominal load, it has a secure fit on an approved compatible lifting device and must be automatically locked safely into the lifting device during the tilting and emptying operation.

3.2 The container shall be safely fitted to the lifting device of the vehicle without being carried or lifted manually.

3.3 Wheeled containers shall be constructed so that under test conditions according to EN 840-5 the pushing and pulling forces to keep the container moving shall not exceed the values given in EN 840-5:2004, 4.9. Pushing and pulling forces shall be declared in the instructions for use (see clause 11).

3.4 During construction of containers the following factors influencing measurable handling force shall be optimised:

- design of container as regards to form, size and position of centre of gravity in relation to positioning of wheels and handles;
- even distribution of loads on wheels;
- low rolling resistance.

4 Handles

4.1 Two wheeled containers shall have handles for pulling, pushing and manoeuvring the container that enable the operator to grip safely with two hands.

Four wheeled containers shall have handles for pushing, pulling, manoeuvring and lifting the container. Injuries caused by sharp edges shall be avoided.

4.2 Handles for pulling, pushing and manoeuvring the container shall have one of the external forms as shown in Figure 1 (based on the external form of Figure 1 ring form section and U-shaped form section are permitted). A minimum length of 120 mm and a minimum clearance of 36 mm around the handle is required (see Figure 2).

4.3 Handles for pulling, pushing and manoeuvring the container shall be positioned at a height of (900^{+400}_{-25}) mm (measured in the middle of the handle) above the ground. On two wheeled containers, for

containers with a volume ≥ 140 l, these handles shall have a minimum height of 800 mm in a tilted position (centre of gravity above the wheel axle). For containers less than 140 l the handles shall have a minimum height of 700 mm. On four wheeled containers vertical handles are optional. If two handles are fitted they shall be a minimum of 450 mm apart and shall cover a height range from 780 mm to 1 050 mm. **4.1**

4.4 Handles for lifting containers over kerbstones shall be at a height of between 700 mm and 850 mm from the ground.

4.5 If handles are positioned above the trunnion they shall have a safety guard according to Figure 3.

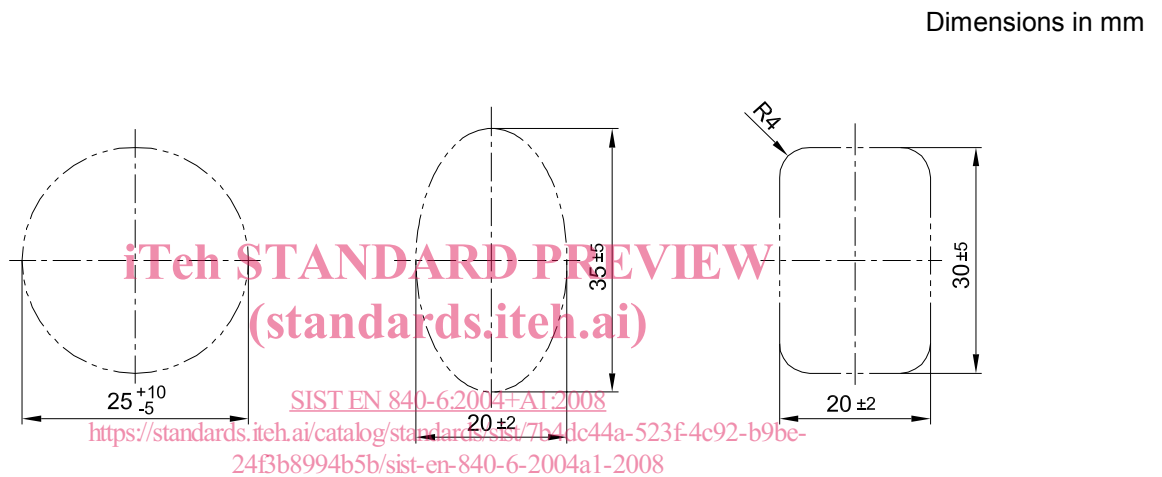
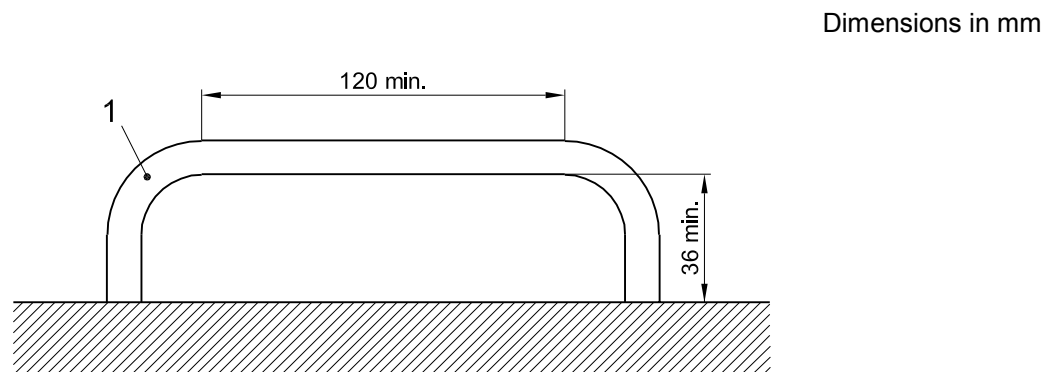


Figure 1 — Handles (round, oval, rectangular)

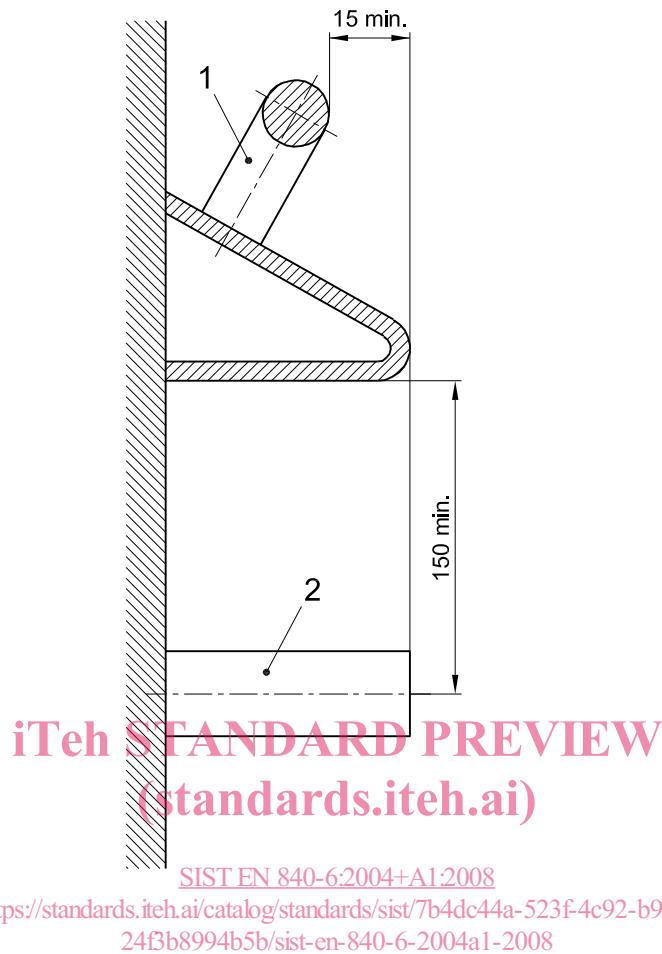


Key

1 Handle

Figure 2 — Clearance

Dimensions in mm

**Key**

- 1 Handle
- 2 Trunnion

Figure 3 — Handles above trunnion**5 Wheels**

5.1 Containers with 4 wheels and a capacity not exceeding 1 700 l shall only have swivel castor wheels. Containers for towing with four wheels can have two fixed wheels or wheels which could be fixed.

5.2 The wheels and their position shall ensure a minimum of pushing/pulling force and good stability.

5.3 The wheels on all containers shall have a nominal diameter of 200 mm. Wheels of nominal diameter of 160 mm on 4 wheeled containers are optional provided the pulling and pushing forces are not exceeded (see 3.3).

5.4 All wheels or castors shall be constructed to resist static and dynamic stress, e. g. by rolling against kerbstones (test according to EN 840-5).

5.5 If castor-mounting brackets are used they shall not protrude beyond the widest part of the container body.

6 Direction block

When direction blocks are fitted on containers with 4 wheels they shall be fitted to at least 2 wheels.

7 Brakes

7.1 General

When brakes are fitted on containers with 4 wheels they shall be fitted to at least 2 wheels.

7.2 The brakes shall be adjustable or self-compensating and capable of retaining the container on a minimum slope of ten degrees to the horizontal.

7.3 Brakes shall be capable of being used easily by the operator.

7.4 If containers are fitted with a central brake locking system it must be possible to secure it against unauthorised unlocking.

7.5 The brakes shall be tested according to EN 840-5:2004, 4.9.4.

8 Edges

8.1 The container shall not have any sharp edges (a radius less than 1,4 mm).

8.2 All edges which may be used for manoeuvring shall be rounded so that nobody can be injured.

9 Lids

<https://standards.iteh.ai/catalog/standards/sist/7b4dc44a-523f-4c92-b9be-24f3b8994b5b/sist-en-840-6-2004a1-2008>

9.1 To avoid the danger of crushed fingers when closing the lid, dome lids shall have a safety clearance to the front edge of at least 35 mm. The gap shall be closed by an elastic material.

Flat lids shall not damage fingers.

9.2 Containers with dome lids shall be provided with a mechanism to hold the lid open automatically and prevent it from accidentally closing.

9.3 Containers with assisted lids shall be provided with a device to ensure that the container lid cannot cause injury by its movement.

9.4 The dome lid container shall be designed in such a manner that, in particular, a child's head cannot be trapped between lid and body of the container.

For dome lid container, a minimum gap of 181 mm shall be kept between lid and body of the container. This gap shall not be closed either automatically (by spring force or gravity) or unintentionally by a child's hand force.

The container shall be tested according to EN 840-5:2004, 4.11.5.

10 Cleaning

Containers shall be designed for easy cleaning.