

INTERNATIONAL STANDARD

**ISO
2418**

**IULTCS/
IUP 2 and IUC 2**

Second edition
2002-12-15

Leather — Chemical, physical and mechanical and fastness tests — Sampling location

*Cuir — Essais chimiques, physiques, mécaniques et de solidité —
Emplacement de l'échantillonnage*

iTeh STANDARD PREVIEW
(standards.iteh.ai)

[ISO 2418:2002](https://standards.iteh.ai/catalog/standards/sist/c285bbd9-1926-4c51-ab88-2ae08e4f73d4/iso-2418-2002)

[https://standards.iteh.ai/catalog/standards/sist/c285bbd9-1926-4c51-ab88-
2ae08e4f73d4/iso-2418-2002](https://standards.iteh.ai/catalog/standards/sist/c285bbd9-1926-4c51-ab88-2ae08e4f73d4/iso-2418-2002)



Reference number
ISO 2418:2002(E)
IULTCS/IUP 2 and IUC 2

© ISO 2002

PDF disclaimer

This PDF file may contain embedded typefaces. In accordance with Adobe's licensing policy, this file may be printed or viewed but shall not be edited unless the typefaces which are embedded are licensed to and installed on the computer performing the editing. In downloading this file, parties accept therein the responsibility of not infringing Adobe's licensing policy. The ISO Central Secretariat accepts no liability in this area.

Adobe is a trademark of Adobe Systems Incorporated.

Details of the software products used to create this PDF file can be found in the General Info relative to the file; the PDF-creation parameters were optimized for printing. Every care has been taken to ensure that the file is suitable for use by ISO member bodies. In the unlikely event that a problem relating to it is found, please inform the Central Secretariat at the address given below.

iTeh STANDARD PREVIEW
(standards.iteh.ai)

[ISO 2418:2002](#)

<https://standards.iteh.ai/catalog/standards/sist/c285bbd9-1926-4c51-ab88-2ae08e4f73d4/iso-2418-2002>

© ISO 2002

All rights reserved. Unless otherwise specified, no part of this publication may be reproduced or utilized in any form or by any means, electronic or mechanical, including photocopying and microfilm, without permission in writing from either ISO at the address below or ISO's member body in the country of the requester.

ISO copyright office
Case postale 56 • CH-1211 Geneva 20
Tel. + 41 22 749 01 11
Fax + 41 22 749 09 47
E-mail copyright@iso.org
Web www.iso.org

Published in Switzerland

Contents

	Page
Foreword	iv
1 Scope	1
2 Normative references	1
3 Terms and definitions.....	1
4 Location of laboratory samples.....	1
5 Storage of laboratory samples	6
6 Identification of laboratory samples	6

iTeh STANDARD PREVIEW (standards.iteh.ai)

ISO 2418:2002

<https://standards.iteh.ai/catalog/standards/sist/c285bbd9-1926-4c51-ab88-2ae08e4f73d4/iso-2418-2002>

Foreword

ISO (the International Organization for Standardization) is a worldwide federation of national standards bodies (ISO member bodies). The work of preparing International Standards is normally carried out through ISO technical committees. Each member body interested in a subject for which a technical committee has been established has the right to be represented on that committee. International organizations, governmental and non-governmental, in liaison with ISO, also take part in the work. ISO collaborates closely with the International Electrotechnical Commission (IEC) on all matters of electrotechnical standardization.

International Standards are drafted in accordance with the rules given in the ISO/IEC Directives, Part 2.

The main task of technical committees is to prepare International Standards. Draft International Standards adopted by the technical committees are circulated to the member bodies for voting. Publication as an International Standard requires approval by at least 75 % of the member bodies casting a vote.

Attention is drawn to the possibility that some of the elements of this document may be the subject of patent rights. ISO shall not be held responsible for identifying any or all such patent rights.

ISO 2418 was prepared by the Physical Test Commission of the International Union of Leather Technologists and Chemists Societies (IUP Commission, IULTCS) in collaboration with the European Committee for Standardization (CEN) Technical Committee CEN/TC 289, *Leather*, the secretariat of which is held by UNI, in accordance with the Agreement on technical cooperation between ISO and CEN (Vienna Agreement). The Chemical and Fastness Test Commissions were consulted in the preparation of this standard. The locations of the samples are identical to those given in IUP 2 published in *J. Soc. Leather Trades Chemists* **42**, pp. 382-385, (1958) and IUC 2 published in *J. Soc. Leather Trades Chemists* **49**, pp. 6-8, (1965). IUP 2 was declared an official method in 1959 and IUC 2 in 1965. Updated versions were published in *J. Soc. Leather Tech. Chem.* **82**, p. 194, (1998) and further revisions were published in *J. Soc. Leather Tech. Chem.* **84**, p. 303, (2000) and reconfirmed as official methods in March 2001. This edition differs slightly in the text and includes tolerances for measurements but the locations of the samples are identical.

This second edition cancels and replaces the first edition (ISO 2418:1972), which has been technically revised.

Leather — Chemical, physical and mechanical and fastness tests — Sampling location

1 Scope

This International Standard specifies the location of a laboratory sample within a piece of leather and the method of labelling and marking the laboratory samples for future identification.

It is applicable to all types of leather derived from mammals irrespective of the tanning used.

It is not applicable to leathers derived from birds, fish or reptiles.

2 Normative references

The following referenced documents are indispensable for the application of this document. For dated references, only the edition cited applies. For undated references, the latest edition of the referenced document (including any amendments) applies.

*“International Glossary of Leather Terms” – 2nd edition*¹⁾

iTeh STANDARD PREVIEW

3 Terms and definitions

(standards.iteh.ai)

For the purposes of this document, the terms and definitions given in the “International Glossary of Leather Terms” apply together with the following definition [ISO 2418:2002](#)

<https://standards.iteh.ai/catalog/standards/sist/c285bbd9-1926-4c51-ab88-2ae08e4f73d4/iso-2418-2002>

3.1

laboratory sample

sample taken from the areas specified in clause 4 of this International Standard

4 Location of laboratory samples

4.1 General

4.1.1 Selection of samples

4.1.1.1 Areas selected for laboratory samples shall be free from all obvious defects such as scratches and flay cuts.

4.1.1.2 The sampling procedures described are designed to allow concurrent physical, colour fastness and chemical testing.

4.1.2 Sampling for physical and colour fastness testing

For physical and colour fastness testing take leather samples from the non-shaded areas specified in Figures 1 to 4 as appropriate.

4.1.3 Sampling for chemical testing

4.1.3.1 For chemical testing take leather samples from the shaded area specified in Figures 1 to 4 as appropriate.

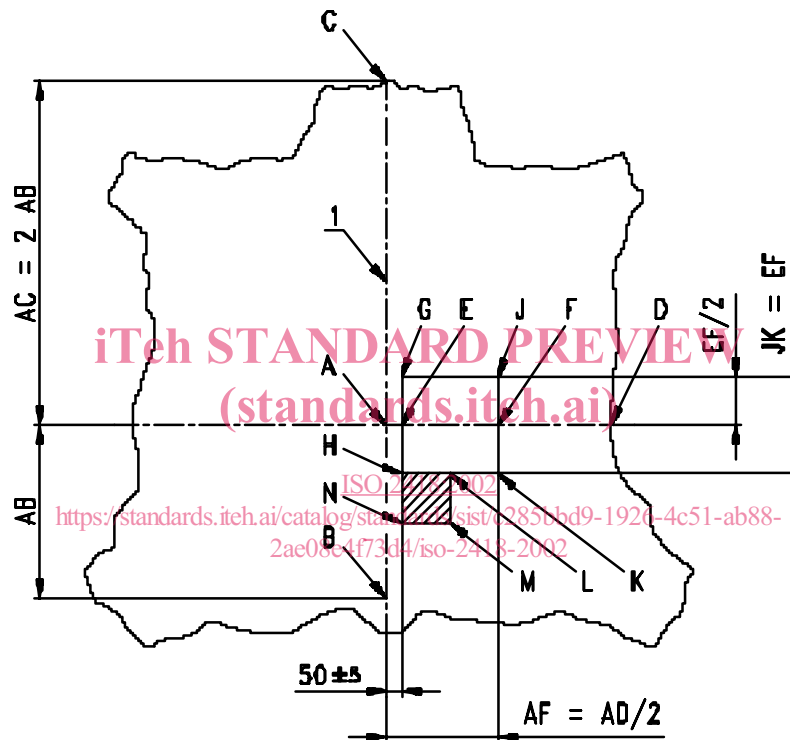
¹⁾ Issued by the International Council of Tanners on 1975 with the Addenda of 1978

4.1.3.2 If the minimum mass required for chemical testing is not attained, sample from the corresponding area on the other side of the backbone. If this is impossible, take additional material from the area immediately adjacent to the sampling position.

4.1.3.3 Uncontaminated trimmings from physical test pieces may be used for chemical testing except in arbitration analysis. In arbitration analysis, only leather samples taken from the appropriate shaded areas shall be used as the chemical test sample.

4.2 Whole hides, skins and sides

Take the non-shaded square piece GJKH and/or the shaded square piece HLMN shown in Figure 1. In small skins the distances EF and JK can be shorter than the length required for a single sample. When sampling small skins modify the method of sampling using the minimum deviation from this procedure.



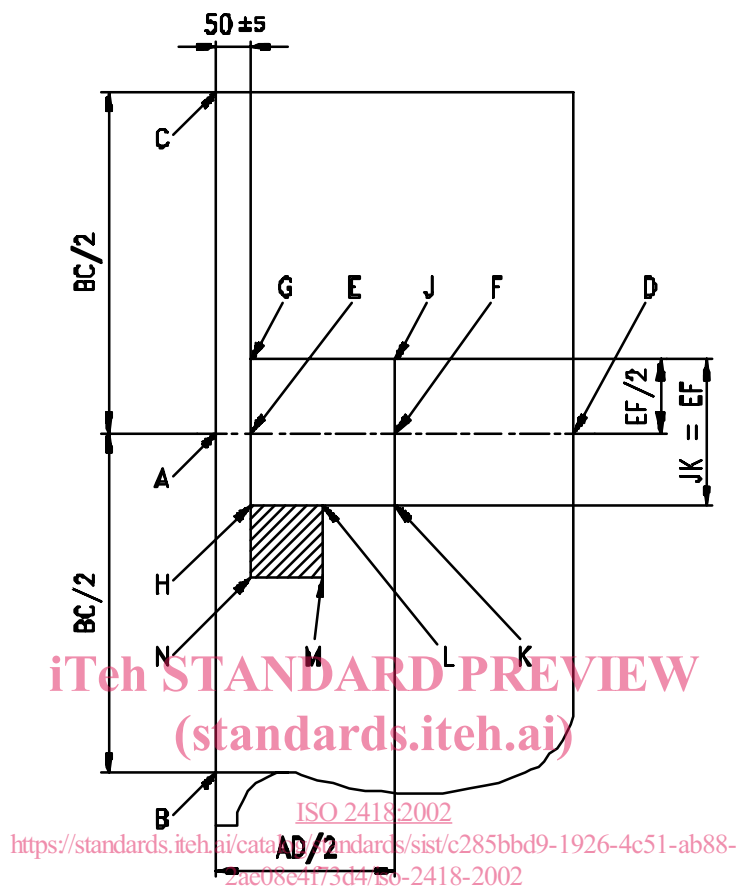
Key

- 1 Backbone
- B is the root of the tail
- AD is a line perpendicular to BC
- The lines GH and JK are parallel to BC
- AC = 2AB
- AF = FD
- JK = EF
- GE = EH
- HL = LK = HN
- AE = 50 mm ± 5 mm

Figure 1 — Representation of a hide or skin with the head removed showing sampling location for whole hides, skins and sides

4.3 Bends and butts

Take the non-shaded square piece GJKH and/or the shaded square piece HLMN shown in Figure 2.



Key

B is the root of the tail

AD is a line perpendicular to BC

The lines GH and JK are parallel to BC

CA = AB

AF = FD

JK = EF

GE = EH

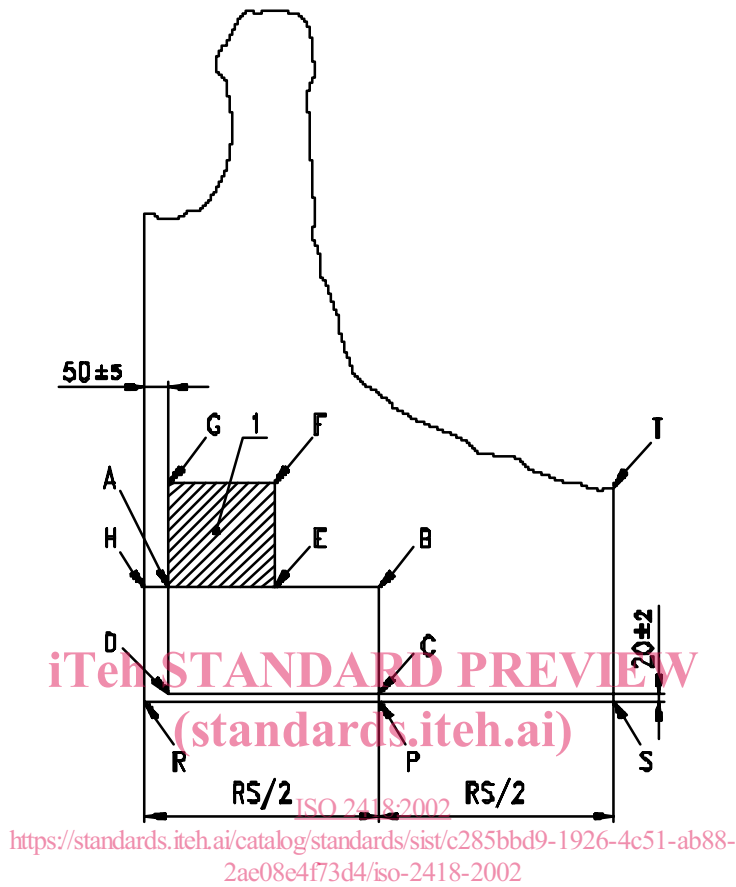
HL = LK = HN

AE = 50 mm ± 5 mm

Figure 2 — Representation of a bend showing sampling location for bends (or butts)

4.4 Shoulders

Take the non-shaded rectangular piece ABCD and/or the shaded square piece AEFG shown in Figure 3.



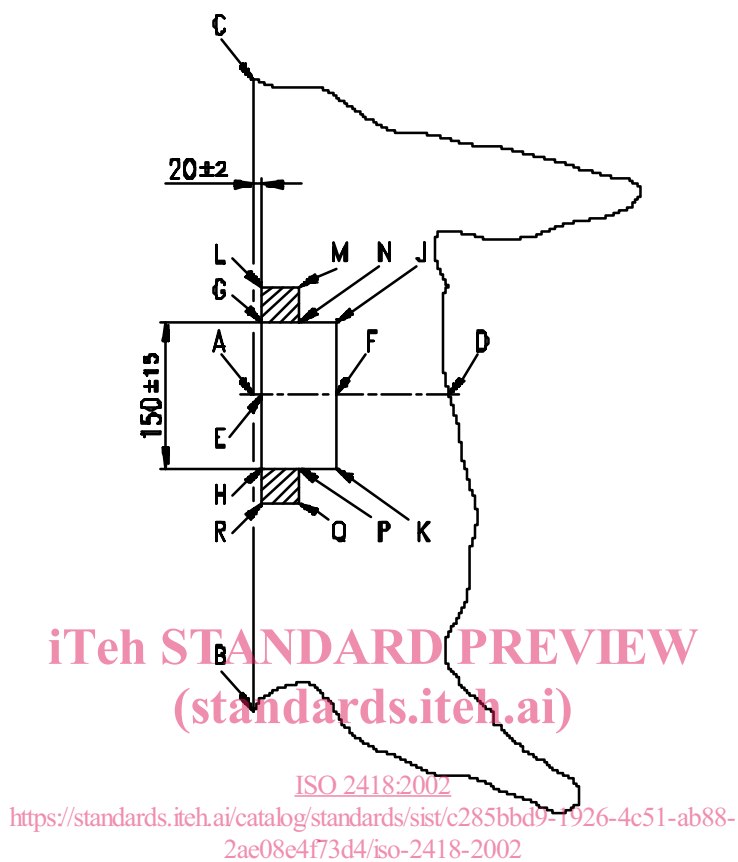
Key

- 1 Shoulder
- DC is a line parallel to RS
- BCEP is a line parallel to the backbone
- AB is parallel to DC
- RP = PS
- DC = 2AD
- AE = EB = AG
- CP = 20 mm ± 2 mm
- AH = 50 mm ± 5 mm

Figure 3 — Representation of a shoulder showing sampling location for shoulders

4.5 Bellies

Take the non-shaded rectangular piece GJKH and/or the shaded square pieces LMNG and HPQR shown in Figure 4.



Key

AD is a line perpendicular to BC

CA = AB

GE = EH = EF

LG = HR = GH/4

LG = GN = HP

GH = 150 mm ± 15 mm

AE = 20 mm ± 2 mm

Figure 4 — Representation of a belly showing sampling location for bellies