



SLOVENSKI STANDARD

SIST-TP ISO/TR 14047:2008

01-november-2008

Ravnanje z okoljem - Ocenjevanje vpliva življenjskega cikla - Primeri uporabe ISO 14042

Environmental management - Life cycle impact assessment - Examples of application of ISO 14042

iTeh STANDARD PREVIEW

Management environnemental - Evaluation de l'impact du cycle de vie - Exemples d'application de l'ISO 14042

[SIST-TP ISO/TR 14047:2008](https://standards.iteh.ai/catalog/standards/sist/b8906a6b-370b-4276-ac65-b105a65acd9e/sist-tp-iso-tr-14047-2008)

Ta slovenski standard je istoveten z: **ISO/TR 14047:2003**

ICS:

13.020.10	Ravnanje z okoljem	Environmental management
13.020.60	Življenjski ciklusi izdelkov	Product life-cycles

SIST-TP ISO/TR 14047:2008

en,fr

iTeh STANDARD PREVIEW
(standards.iteh.ai)

[SIST-TP ISO/TR 14047:2008](https://standards.iteh.ai/catalog/standards/sist/b8906a6b-370b-4276-ae65-bf03a63aed9e/sist-tp-iso-tr-14047-2008)

<https://standards.iteh.ai/catalog/standards/sist/b8906a6b-370b-4276-ae65-bf03a63aed9e/sist-tp-iso-tr-14047-2008>

TECHNICAL REPORT

ISO/TR 14047

First edition
2003-10-01

Environmental management — Life cycle impact assessment — Examples of application of ISO 14042

*Management environnemental — Évaluation de l'impact du cycle de
vie — Exemples d'application de l'ISO 14042*

iTeh STANDARD PREVIEW
(standards.iteh.ai)

[SIST-TP ISO/TR 14047:2008](https://standards.iteh.ai/catalog/standards/sist/b8906a6b-370b-4276-ae65-bf03a63aed9e/sist-tp-iso-tr-14047-2008)

[https://standards.iteh.ai/catalog/standards/sist/b8906a6b-370b-4276-ae65-
bf03a63aed9e/sist-tp-iso-tr-14047-2008](https://standards.iteh.ai/catalog/standards/sist/b8906a6b-370b-4276-ae65-bf03a63aed9e/sist-tp-iso-tr-14047-2008)



Reference number
ISO/TR 14047:2003(E)

© ISO 2003

ISO/TR 14047:2003(E)

PDF disclaimer

This PDF file may contain embedded typefaces. In accordance with Adobe's licensing policy, this file may be printed or viewed but shall not be edited unless the typefaces which are embedded are licensed to and installed on the computer performing the editing. In downloading this file, parties accept therein the responsibility of not infringing Adobe's licensing policy. The ISO Central Secretariat accepts no liability in this area.

Adobe is a trademark of Adobe Systems Incorporated.

Details of the software products used to create this PDF file can be found in the General Info relative to the file; the PDF-creation parameters were optimized for printing. Every care has been taken to ensure that the file is suitable for use by ISO member bodies. In the unlikely event that a problem relating to it is found, please inform the Central Secretariat at the address given below.

iTeh STANDARD PREVIEW (standards.iteh.ai)

[SIST-TP ISO/TR 14047:2008](https://standards.iteh.ai/catalog/standards/sist/b8906a6b-370b-4276-ae65-bf03a63aed9e/sist-tp-iso-tr-14047-2008)

<https://standards.iteh.ai/catalog/standards/sist/b8906a6b-370b-4276-ae65-bf03a63aed9e/sist-tp-iso-tr-14047-2008>

© ISO 2003

All rights reserved. Unless otherwise specified, no part of this publication may be reproduced or utilized in any form or by any means, electronic or mechanical, including photocopying and microfilm, without permission in writing from either ISO at the address below or ISO's member body in the country of the requester.

ISO copyright office
Case postale 56 • CH-1211 Geneva 20
Tel. + 41 22 749 01 11
Fax + 41 22 749 09 47
E-mail copyright@iso.org
Web www.iso.org

Published in Switzerland

Contents

Page

Foreword.....	iv
Introduction	v
1 Scope.....	1
2 Normative references	1
3 Abbreviated terms.....	1
4 Organization of examples in ISO/TR 14047	3
4.1 Mandatory and optional elements.....	3
4.2 Scope of examples.....	3
4.3 Organization of document and route map.....	4
5 Elements of LCIA as illustrated in the examples	6
5.1 General.....	6
5.2 Mandatory elements	6
5.3 Optional elements (related to ISO 14042:2000, Clause 6).....	15
6 Examples of the mandatory elements of LCIA	17
6.1 General.....	17
6.2 Example 1 — Use of two different materials for gas pipelines	17
6.3 Example 2 — Two acidification impact category indicators	24
6.4 Example 3 — Impacts of greenhouse gas (GHG) emissions and carbon sinks on forestry activities	29
6.5 Example 4 — Assessment of endpoint category indicators	38
6.6 Example 5 — Choice of material for a wind spoiler in car design study	45
7 Examples of the optional elements of LCIA	51
7.1 General.....	51
7.2 Example 1 — Application of optional elements in ISO 14042:2000, 6.2 Calculating the magnitude of the category indicator results relative to reference information (normalization)	51
7.3 Example 2 — Application of optional elements in ISO 14042:2000, 6.2 Calculating the magnitude of the category indicator results relative to reference information (normalization)	52
7.4 Example 6 — Normalization of LCIA indicator results for the use of different refrigerator gases in ISO 14042:2000, 6.2 Calculating the magnitude of the category indicator results relative to reference information (normalization).....	54
7.5 Example 7 — Normalization in a waste management study using ISO 14042:2000, 6.2 Calculating the magnitude of the category indicator results relative to reference information (normalization).....	61
7.6 Example 1 — Application	68
7.7 Example 5 — Application of ISO 14042:2000, 6.4 Weighting.....	69
7.8 Example 8 — A technique for the determination of weighting factors using ISO 14042:2000, 6.4 Weighting.....	70
7.9 Example 1 — Application	75
7.10 Example 5 — Application of ISO 14042:2000, Clause 7 Data quality analysis	77
7.11 Example 1 — Application	78
Bibliography	85

ISO/TR 14047:2003(E)

Foreword

ISO (the International Organization for Standardization) is a worldwide federation of national standards bodies (ISO member bodies). The work of preparing International Standards is normally carried out through ISO technical committees. Each member body interested in a subject for which a technical committee has been established has the right to be represented on that committee. International organizations, governmental and non-governmental, in liaison with ISO, also take part in the work. ISO collaborates closely with the International Electrotechnical Commission (IEC) on all matters of electrotechnical standardization.

International Standards are drafted in accordance with the rules given in the ISO/IEC Directives, Part 2.

The main task of technical committees is to prepare International Standards. Draft International Standards adopted by the technical committees are circulated to the member bodies for voting. Publication as an International Standard requires approval by at least 75 % of the member bodies casting a vote.

In exceptional circumstances, when a technical committee has collected data of a different kind from that which is normally published as an International Standard ("state of the art", for example), it may decide by a simple majority vote of its participating members to publish a Technical Report. A Technical Report is entirely informative in nature and does not have to be reviewed until the data it provides are considered to be no longer valid or useful.

Attention is drawn to the possibility that some of the elements of this document may be the subject of patent rights. ISO shall not be held responsible for identifying any or all such patent rights.

ISO/TR 14047 was prepared by Technical Committee ISO/TC 207, *Environmental management*, Subcommittee SC 5, *Life cycle assessment*.

[SIST-TP ISO/TR 14047:2008
https://standards.iteh.ai/catalog/standards/sist/b8906a6b-370b-4276-ae65-bf03a63aed9e/sist-tp-iso-tr-14047-2008](https://standards.iteh.ai/catalog/standards/sist/b8906a6b-370b-4276-ae65-bf03a63aed9e/sist-tp-iso-tr-14047-2008)

Introduction

The heightened awareness of the importance of environmental protection, and the possible environmental significance of a product system¹⁾, has increased the interest in development of methods to better understand this significance. One of the techniques being developed for this purpose is Life Cycle Assessment (LCA).

Life cycle impact assessment (LCIA) is the third phase of life cycle assessment, and its purpose is to assess a product system's life cycle inventory analysis (LCI) results to better understand its environmental significance. It models selected environmental issues called impact categories and, through the use of category indicators which help condense and explain the LCI results, portrays the aggregate emissions or resources used for each impact category to reflect their potential environment impacts.

This Technical Report provides examples to illustrate the application of ISO 14042, *Environmental management – Life cycle assessment — Life cycle impact assessment*. It uses several examples concerning key areas of ISO 14042 in order to enhance the understanding of its requirements.

iTeh STANDARD PREVIEW (standards.iteh.ai)

[SIST-TP ISO/TR 14047:2008](https://standards.iteh.ai/catalog/standards/sist/b8906a6b-370b-4276-ae65-bf03a63aed9e/sist-tp-iso-tr-14047-2008)

<https://standards.iteh.ai/catalog/standards/sist/b8906a6b-370b-4276-ae65-bf03a63aed9e/sist-tp-iso-tr-14047-2008>

1) In this Technical Report the term “product system” also includes service systems.

iTeh STANDARD PREVIEW
(standards.iteh.ai)

[SIST-TP ISO/TR 14047:2008](https://standards.iteh.ai/catalog/standards/sist/b8906a6b-370b-4276-ae65-bf03a63aed9e/sist-tp-iso-tr-14047-2008)

<https://standards.iteh.ai/catalog/standards/sist/b8906a6b-370b-4276-ae65-bf03a63aed9e/sist-tp-iso-tr-14047-2008>

Environmental management — Life cycle impact assessment — Examples of application of ISO 14042

1 Scope

This Technical Report provides examples to illustrate current practice in carrying out a life cycle impact assessment in accordance with ISO 14042. These are only examples of the total possible “ways” to satisfy the provisions of ISO 14042. They reflect the key elements of the life cycle impact assessment (LCIA) phase of the LCA.

NOTE The examples presented in this Technical Report are not exclusive; other examples exist to illustrate the methodological issues described.

2 Normative references

The following referenced documents are indispensable for the application of this document. For dated references, only the edition cited applies. For undated references, the latest edition of the referenced document (including any amendments) applies. Members of ISO and IEC maintain registers of currently valid International Standards.

ISO 14040:1997, *Environmental management — Life cycle assessment — Principles and framework*
[https://standards.iteh.ai/catalog/standards/sist/b8906a6b-370b-4276-ae63-](https://standards.iteh.ai/catalog/standards/sist/b8906a6b-370b-4276-ae63-bf03a63aed9e/sist-tp-iso-tr-14047-2008)

ISO 14042:2000, *Environmental management — Life cycle assessment — Life cycle impact assessment*

3 Abbreviated terms

The following is a non-exhaustive list of abbreviated terms found in this Technical Report.

ADI	allowable dose intake
AP	acidification potential
CFC	chlorofluorocarbon
CML	Centre of Environmental Science, Leiden University
COD	chemical oxygen demand
DALY	disability-affected life years
DLY	disability life years
E	exponent
EBIR	equal benefit incremental reactivity
EDIP	environmental design of industrial products

ISO/TR 14047:2003(E)

EL	environmental load
ELU	environmental load unit
EPS	environmental priorities strategy
ETP	eco-toxicity potential
FU	functional unit
GWP	global warming potential
IIASA	International Institute for Applied Systems Analysis
IPPC	integrated pollution prevention and control
IPCC	Intergovernmental Panel on Climate Change
LCA	life cycle assessment
LCI	life cycle inventory analysis
LCIA	life cycle impact assessment
MDF	medium density fibreroad
MIR	maximum incremental reactivity
MOIR	maximum ozone incremental reactivity
NP	nutrification potential
ODP	ozone depletion potential
OSB	oriented standard board
PAH	polycyclic aromatic hydrocarbon
PDF	potentially disappeared fraction
PEC	predicted environmental concentration
PNEC	predicted no-effect concentration
POCP	photochemical ozone creation potential
RIVM	National Institute of Public Health and the Environment
SE	sensitive ecosystem category indicator
USES	uniform system for the evaluation of substances
VOC	volatile organic compound
WMO	World Meteorological Organization
YLL	years of life lost

ITeh STANDARD PREVIEW
(standards.iteh.ai)

[SIST-TP ISO/TR 14047:2008](https://standards.iteh.ai/catalog/standards/sist/b8906a6b-370b-4276-ae65-bf03a63aed9e/sist-tp-iso-tr-14047-2008)

<https://standards.iteh.ai/catalog/standards/sist/b8906a6b-370b-4276-ae65-bf03a63aed9e/sist-tp-iso-tr-14047-2008>

4 Organization of examples in ISO/TR 14047

4.1 Mandatory and optional elements

The general framework of the LCIA phase is composed of several mandatory elements that convert Life Cycle Inventory (LCI) results to indicator results. In addition, there are optional elements for normalizing, grouping or weighting of the indicator results and data quality analysis techniques for assisting in the interpretation of the results.

4.2 Scope of examples

The examples provided within this Technical Report illustrate and support the methodology specified in Clauses 5, 6, 7 and 10 of ISO 14042:2000. The coverage is indicated in Table 1.

Table 1 — Elements or clauses of ISO 14042:2000 illustrated with examples

ISO 14042:2000 reference	ISO 14042 clause	Example coverage in this Technical Report
Clauses 1 to 4	Foreword, Scope, Normative references, Terms and definitions, General description of LCIA	Examples of impact categories
Clause 5	Mandatory elements	Example 1, Example 2, Example 3, Example 4, Example 5
5.1	General	
5.2	Concept of category indicators	
5.3	Selection of impact categories, category indicators and characterization models	
5.4	Assignment of LCI results (classification)	
5.5	Calculation of category indicator results (characterization)	
Clause 6	Optional elements	Example 1, Example 2, Example 6, Example 7
6.1	General	
6.2	Calculating the magnitude of the category indicator results relative to reference information (normalization)	
6.3	Grouping	
6.4	Weighting	Example 1 Stem example, Example 5, Example 8
Clause 7	Data quality analysis	Stem example, Example 5
Clause 8	Limitations of LCIA	Not covered in ISO/TR 14047
Clause 9	Comparative assertions disclosed to the public	
Clause 10	Reporting and critical review	Example 1

In some key areas, more than one example is provided to illustrate the different ways in which it may be possible to apply ISO 14042. It is important to stress this point. In many LCIA studies, more than one approach or practice may be used which will still allow conformance with the methodology specified in ISO 14042. There is currently no unique approach. This Technical Report may be thought of as illustrating a number of ways that may be used in the LCIA phase as specified in ISO 14042. Table 2 gives the title of the example and the purpose of the illustration.

Table 2 — Example titles and the purpose of the illustrations

Example No.	Example title	Purpose of illustration	ISO 14042:2000 subclause reference
1	Use of two different materials for gas pipelines	Full procedure of LCIA	5.2 to 5.5, 6.2 to 6.4, Clause 7 and (reference to Clause 10)
2	Two acidification impact category indicators	Consequences of using general or site-dependent models	5.3 to 5.5, Clause 6
3	Impacts of greenhouse gas (GHG) emissions and carbon sinks on forestry activities	GHG emissions and carbon sinks	5.2 to 5.5
4	Endpoint category indicators assessment	Transforming ionizing radiation inventory results into impact category indicator (YLL)	5.2 to 5.5
5	Choice of material for a wind spoiler in car design study	Impact modelling at endpoint level and weighting	5.2 to 5.5, 6.4, Clause 7
6	Normalization of LCIA indicator results for the use of different refrigerator gases	Normalization using different types of reference information	6.2
7	Normalization in a waste management study	Use of normalization in the communication processes	6.2 and (reference to Clause 10)
8	A technique for the determination of weighting factors	The use of a panel of experts in such a study	6.4

4.3 Organization of document and route map

This Technical Report is organized along the lines of a process “plant”. First, Clause 5 begins with a “General description of LCIA” and introduces the examples. A central “stem” example, Example 1, runs through the document illustrating the key areas between Clauses 5 to 10 of ISO 14042:2000. This uses one set of LCI data and processes it through the LCIA stages. Examples illustrating the different paths possible within the ISO 14042 methodology run in parallel to Example 1. These examples use different source data from Example 1. Figure 1 presents the process in a flow diagram.

NOTE Following Clause 5 the examples are organized as follows:

Examples in Clause 6 are mandatory elements running consecutively, i.e. Example 1, Illustration of 5.2 to 5.5 of ISO 14042:2000, followed by Example 2, followed by Example 3, and so on.

Examples in Clause 7 are organized on a “topic” basis, e.g. with all examples on Illustration of 6.2 of ISO 14042:2000 on normalization, followed by examples on Illustration of 6.3 of ISO 14042:2000 on Grouping, and so on.

The reader may adopt a number of alternative ways of using this Technical Report. These are broadly as follows:

- follow Example 1 from start to finish;
- select an alternative example and follow the process flow;
- select a topic and read all the alternative approaches on that particular topic.

Each example is preceded by an overview to describe the key area of ISO 14042 which will be illustrated. The body of the example follows the overview. Where an example continues through the document, it generally has not been necessary to precede each clause with an overview.

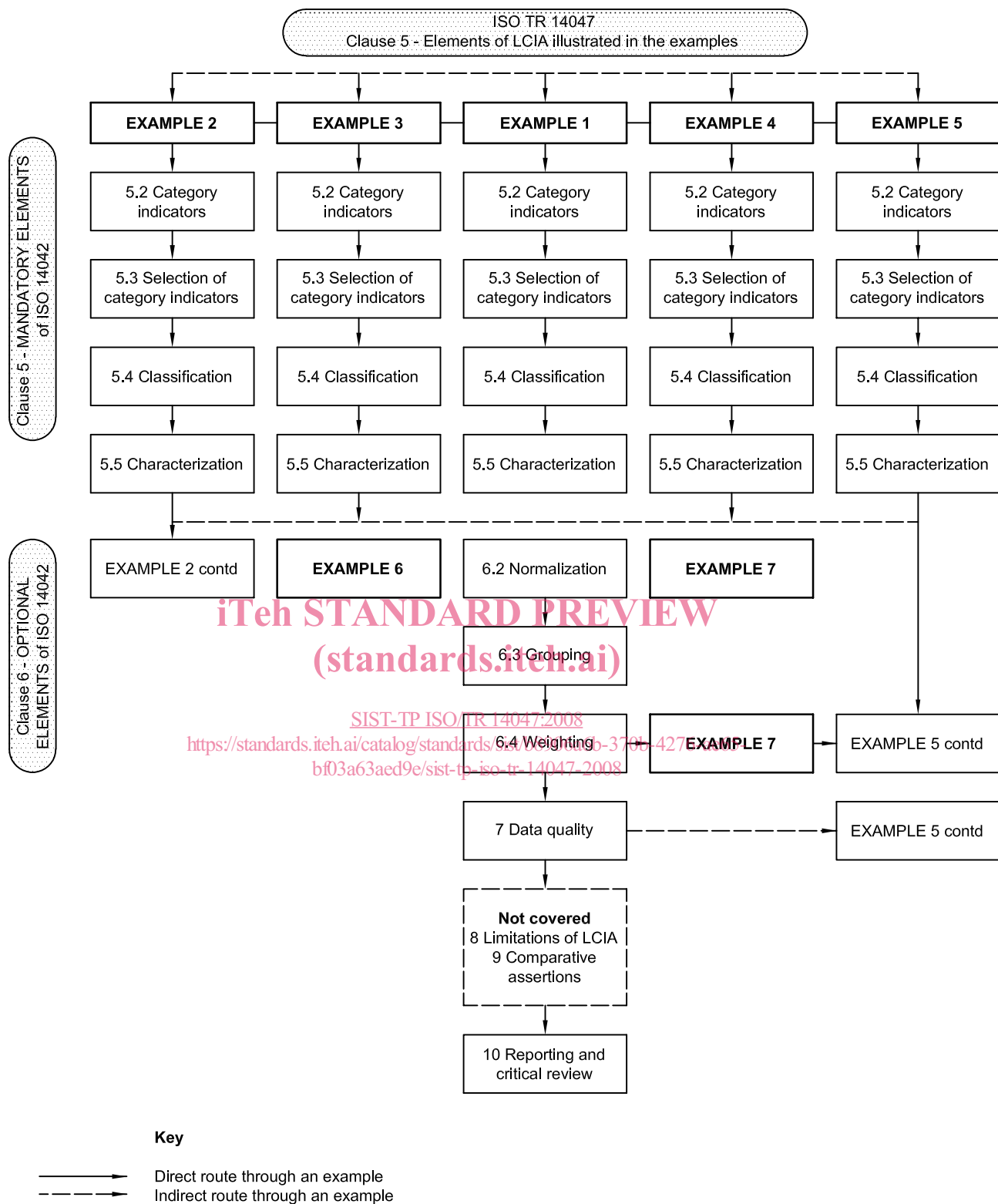


Figure 1 — Organization and route map for this Technical Report

5 Elements of LCIA as illustrated in the examples

5.1 General

This clause gives a general description of LCIA, explaining key elements of the procedure, and places the examples in the context of ISO 14042:2000. The LCIA process elements are shown in Figure 2.

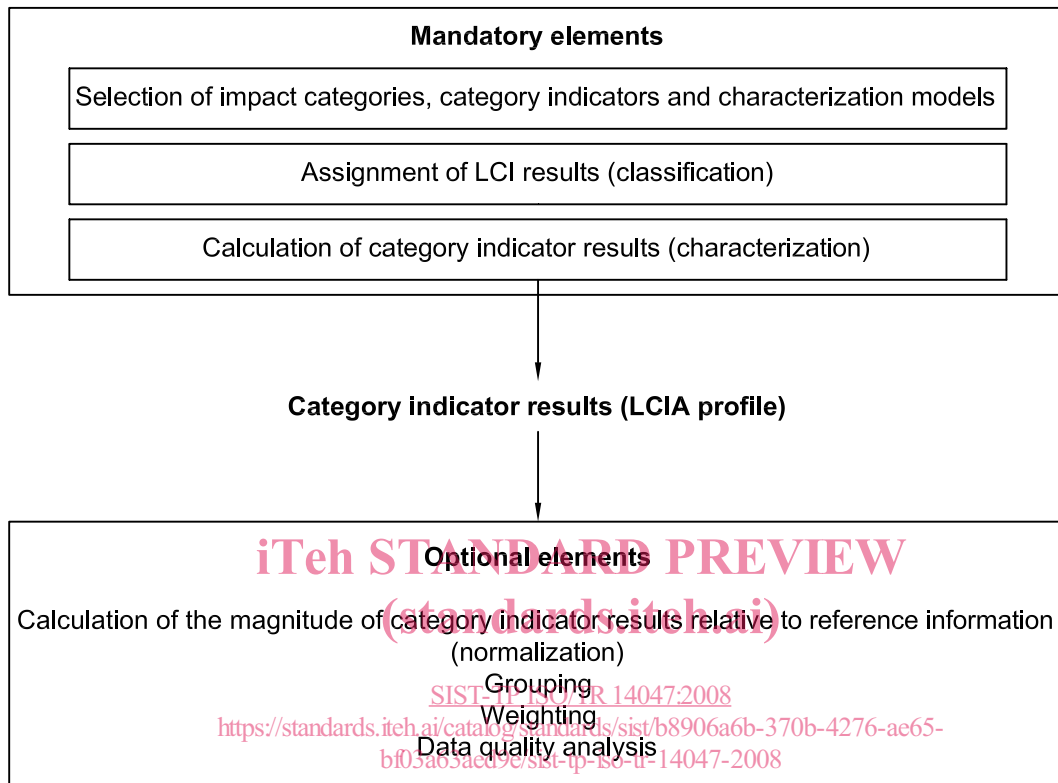


Figure 2 — Elements of the LCIA phase (ISO 14042:2000)

5.2 Mandatory elements

5.2.1 General

According to ISO 14042, the mandatory elements of LCIA are:

- selection of impact categories, category indicators and characterization models;
- assignment of LCI results (classification) to the impact categories;
- calculation of category indicator results (characterization).

5.2.2 Selection of impact categories, category indicators and characterization models

5.2.2.1 General

For each impact category, a distinction can be made between LCI results, including extractions (inputs) and emissions (outputs), category endpoints and intermediate variables in the environmental mechanism between these two groups (sometimes called "midpoints"). This is illustrated in Figure 3.

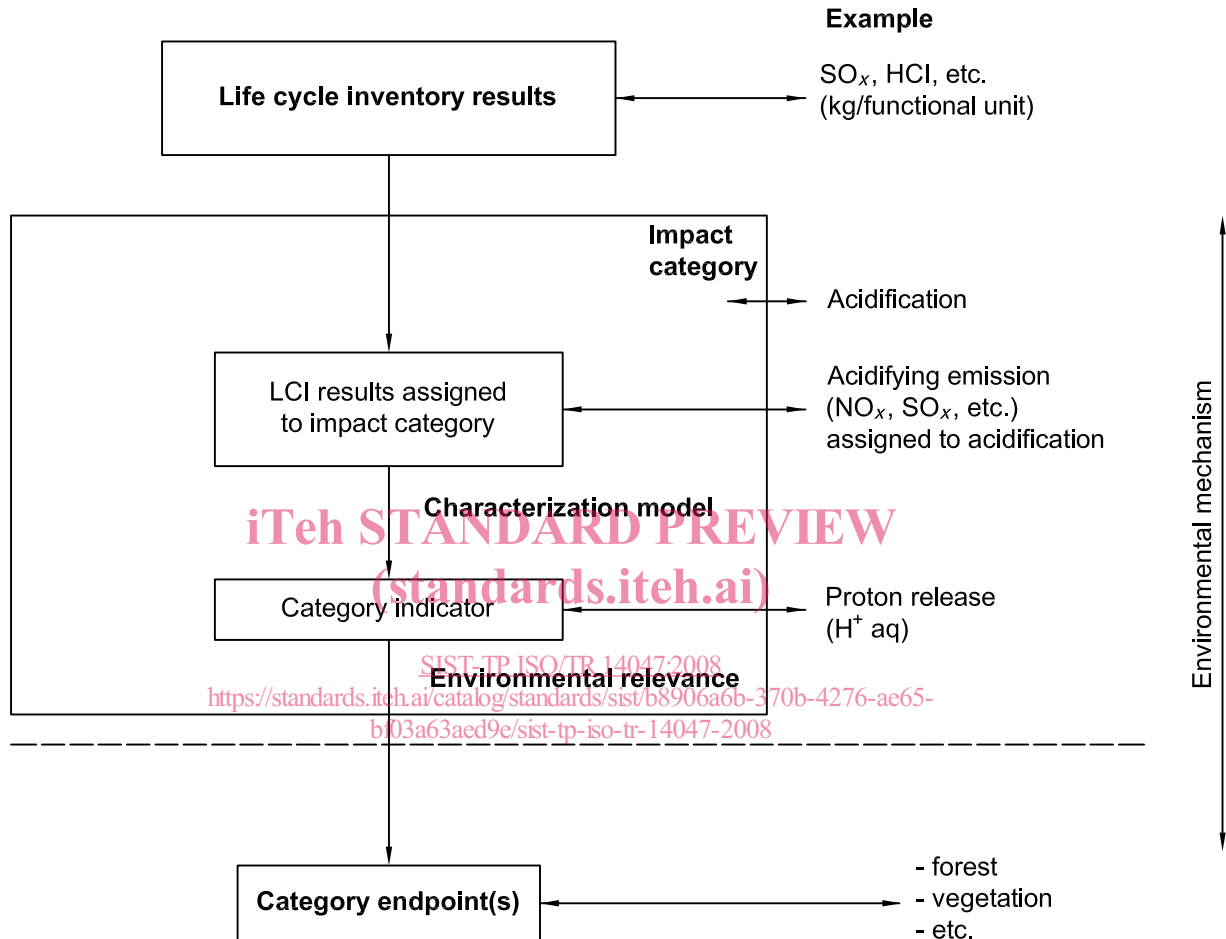


Figure 3 — Concept of category indicators (Figure 2 from ISO 14042:2000)

When defining the impact categories, an indicator must be chosen somewhere in the environmental mechanism. Often indicators are chosen at an intermediate level somewhere along that mechanism; sometimes they are chosen at endpoint level. Table 3 shows examples of relevant intermediate variables and relevant category endpoints for a number of impact categories.