



# SLOVENSKI STANDARD

## SIST EN 1550:2000+A1:2008

01-oktober-2008

---

### Varnost obdelovalnih strojev - Varnostne zahteve za načrtovanje in konstrukcijo vpenjalnih glav za obdelovance

Machine-tools safety - Safety requirements for the design and construction of work holding chucks

Sicherheit von Werkzeugmaschinen - Sicherheitsanforderungen für die Gestaltung und Konstruktion von Spannfuttern für die Werkstückaufnahme

Sécurité des machines-outils - Spécifications de sécurité pour la conception et la construction des mandrins porte-pièces

<https://standards.iteh.ai/catalog/standards/sist/6cc182de-231d-4c6a-8b9c-23d151e4765c/sist-en-1550-2000a1-2008>

Ta slovenski standard je istoveten z: **EN 1550:1997+A1:2008**

---

#### **ICS:**

25.060.20      Delilniki in vpenjala za orodja      Dividing and tool-workpiece  
in obdelovance      holding devices

**SIST EN 1550:2000+A1:2008**

**en,fr,de**

**iTeh STANDARD PREVIEW**  
**(standards.iteh.ai)**

SIST EN 1550:2000+A1:2008

<https://standards.iteh.ai/catalog/standards/sist/6cc182de-231d-4c6a-8b9c-23d151e4765c/sist-en-1550-2000a1-2008>

EUROPEAN STANDARD  
NORME EUROPÉENNE  
EUROPÄISCHE NORM

**EN 1550:1997+A1**

July 2008

ICS 25.060.20

Supersedes EN 1550:1997

English Version

## Machine-tools safety - Safety requirements for the design and construction of work holding chucks

Sécurité des machines-outils - Spécifications de sécurité pour la conception et la construction des mandrins porte-pièces

Sicherheit von Werkzeugmaschinen - Sicherheitsanforderungen für die Gestaltung und Konstruktion von Spannfuttern für die Werkstückaufnahme

This European Standard was approved by CEN on 9 February 1997 and includes Amendment 1 approved by CEN on 29 June 2008.

CEN members are bound to comply with the CEN/CENELEC Internal Regulations which stipulate the conditions for giving this European Standard the status of a national standard without any alteration. Up-to-date lists and bibliographical references concerning such national standards may be obtained on application to the CEN Management Centre or to any CEN member.

This European Standard exists in three official versions (English, French, German). A version in any other language made by translation under the responsibility of a CEN member into its own language and notified to the CEN Management Centre has the same status as the official versions.

CEN members are the national standards bodies of Austria, Belgium, Bulgaria, Cyprus, Czech Republic, Denmark, Estonia, Finland, France, Germany, Greece, Hungary, Iceland, Ireland, Italy, Latvia, Lithuania, Luxembourg, Malta, Netherlands, Norway, Poland, Portugal, Romania, Slovakia, Slovenia, Spain, Sweden, Switzerland and United Kingdom.





[SIST EN 1550:2000+A1:2008](https://standards.iteh.ai/catalog/standards/sist/6cc182de-231d-4c6a-8b9c-23d151e4765c/sist-en-1550-2000a1-2008)

<https://standards.iteh.ai/catalog/standards/sist/6cc182de-231d-4c6a-8b9c-23d151e4765c/sist-en-1550-2000a1-2008>



EUROPEAN COMMITTEE FOR STANDARDIZATION  
COMITÉ EUROPÉEN DE NORMALISATION  
EUROPÄISCHES KOMITEE FÜR NORMUNG

Management Centre: rue de Stassart, 36 B-1050 Brussels

<b>Contents</b>	<b>Page</b>
Foreword.....	3
Introduction .....	4
1 <b>Scope</b> .....	4
2 <b>Normative references</b> .....	4
3 <b>Definitions</b> .....	5
4 <b>List of hazards</b> .....	6
5 <b>Safety requirements and/or measures</b> .....	7
6 <b>Information for use</b> .....	8
<b>Annex ZA (informative)  Relationship between this European Standard and the Essential Requirements of EU Directive 98/37/EC </b> .....	11
<b>Annex ZB (informative)  Relationship between this European Standard and the Essential Requirements of EU Directive 2006/42/EC </b> .....	12

**iTeh STANDARD PREVIEW**  
(standards.iteh.ai)

[SIST EN 1550:2000+A1:2008](https://standards.iteh.ai/catalog/standards/sist/6cc182de-231d-4c6a-8b9c-23d151e4765c/sist-en-1550-2000a1-2008)  
<https://standards.iteh.ai/catalog/standards/sist/6cc182de-231d-4c6a-8b9c-23d151e4765c/sist-en-1550-2000a1-2008>

## Foreword

This document (EN 1550:1997+A1:2008) has been prepared by Technical Committee CEN/TC 143 "Machine tools - Safety", the secretariat of which is held by UNI.

This European Standard shall be given the status of a national standard, either by publication of an identical text or by endorsement, at the latest by January 2009, and conflicting national standards shall be withdrawn at the latest by December 2009.

This document includes Amendment 1, approved by CEN on 2008-06-29.

This document supersedes EN 1550:1997.

The start and finish of text introduced or altered by amendment is indicated in the text by tags  $\square_{A1}$   $\square_{A1}$ .

This European Standard has been prepared under a mandate given to CEN by the European Commission and the European Free Trade Association, and supports essential requirements of EC Directive(s).

$\square_{A1}$  For relationship with EC Directive(s), see informative Annexes ZA and ZB, which are integral parts of this document.  $\square_{A1}$

Normative and informative annexes to this standard are listed in the Content list.

The European Standards produced by CEN/TC 143 are particular to machine tools and complement the relevant A and B Standards on the subject of general safety (see introduction of  $\square_{A1}$  EN ISO 12100-1  $\square_{A1}$  for a description of A, B and C standards). [SIST EN 1550:2000+A1:2008](https://standards.iteh.ai/catalog/standards/sist/6cc182de-231d-4c6a-8b9c-23d151e47c5c/sist-en-1550-2000a1-2008)

According to the CEN/CENELEC Internal Regulations, the national standards organizations of the following countries are bound to implement this European Standard: Austria, Belgium, Bulgaria, Cyprus, Czech Republic, Denmark, Estonia, Finland, France, Germany, Greece, Hungary, Iceland, Ireland, Italy, Latvia, Lithuania, Luxembourg, Malta, Netherlands, Norway, Poland, Portugal, Romania, Slovakia, Slovenia, Spain, Sweden, Switzerland and United Kingdom.

**EN 1550:1997+A1:2008 (E)****Introduction**

This standard has been prepared to be a European standard to provide one means of conforming to the Essential Health and Safety Requirements of the Machinery Directive and associated EFTA Regulations.

The extent to which hazards are covered is indicated in the scope of this standard.

**1 Scope**

This European Standard sets out the requirements and/or measures to remove the hazards and limit the risk on work holding chucks which are defined in 3.1.

This European standard covers all the hazards relevant to this component.

These hazards are listed in clause 4.

The requirements of this standard concern designers, manufacturers, suppliers and importers of work holding chucks.

This standard also includes information which the manufacturer shall provide to the user.

This standard is primarily directed to components which are manufactured after the date of issue of this standard.

<https://standards.iteh.ai/catalog/standards/sist/6cc182de-231d-4c6a-8b9c-23d151e4765c/sist-en-1550-2000a1-2008>

**2 Normative references**

This European Standard incorporates by dated or undated reference, provisions from other publications. These normative references are cited at the appropriate places in the text and the publications are listed hereafter. For dated references, subsequent amendments to or revisions of any of these publications apply to this European Standard only when incorporated in it by amendment or revision. For undated references the latest edition of the publication referred to applies.

☐<sup>A1</sup> Deleted text ☐<sup>A1</sup>

☐<sup>A1</sup> Deleted text ☐<sup>A1</sup>

☐<sup>A1</sup> Deleted text ☐<sup>A1</sup>

EN 982:1996, *Safety of machinery, Safety requirements for fluid power systems and their components – Hydraulics*

EN 983:1996, *Safety of machinery, Safety requirements for fluid power systems and their components – Pneumatics*

☐<sup>A1</sup> EN ISO 12100-1:2003, *Safety of machinery – Basic concepts, general principles for design – Part 1: Basic terminology, methodology (ISO 12100-1:2003)* ☐<sup>A1</sup>

☐<sup>A1</sup> EN ISO 12100-2:2003, *Safety of machinery – Basic concepts, general principles for design – Part 2: Technical principles (ISO 12100-2:2003)* ☐<sup>A1</sup>

ISO 1940-1:1986, *Mechanical vibration – Balance quality requirements of rigid rotors – Part 1: Determination of permissible residual unbalance*

ISO 3089:1991, *Self-centring manually-operated chucks for machine tools – Acceptance test specifications (geometrical tests)*

ISO 3442:1991, *Self-centring chucks for machine tools with two-pieces jaw (tongue and groove type) – Sizes for interchangeability and acceptance test specifications*

ISO 9401:1991, *Machine tools – Jaw mountings on power chucks*

prEN 1005-2:1993, *Safety of machinery – Part 2: Human physical performance – Manual handling of machinery and components parts of machinery*

### 3 Definitions

For the purposes of this European Standard, the following definitions apply:

#### 3.1

##### **work holding chuck**

clamping device with movable jaws to hold a workpiece designated herein after by "chuck"

NOTE Some chucks may be equipped with grooves or slots

#### 3.2

##### **manually-operated chuck**

chuck in which workpieces are clamped with the aid of manual energy (e.g. by means of a key)

#### 3.3

##### **power-operated chuck**

chuck in which workpieces are clamped with the aid of pneumatic, hydraulic or electric energy

#### 3.4

##### **centrifugally compensated chuck**

chuck in which there is a system which permits compensation of the loss of clamping force due to centrifugal force

#### 3.5

##### **base jaw**

radial moving part of the chuck which receives the top jaw

#### 3.6

##### **top jaw**

element mounted on a base jaw for the clamping of workpieces

#### 3.7

##### **clamping force**

algebraic sum of the individual radial forces applied by the chuck jaws on the workpiece

#### 3.8

##### **static clamping force**

clamping force of the chuck before the chuck has been rotated

#### 3.9

##### **maximum static clamping force**

maximum clamping force obtained when the maximum permissible input force (or input torque) is applied to a particular design

**EN 1550:1997+A1:2008 (E)****3.10****dynamic clamping force**

actual clamping force when the chuck is rotating

**3.11****clamping cyclinder**

cylinder which actuates the chuck with the aid of pneumatic or hydraulic energy

**3.12****centrifugal force**

Force generated by rotation that tends to move all parts away radially from the axis of rotation of the chuck.

NOTE The centrifugal force ( $F_c$ ) is expressed in Newtons (N)

$$F_c = m \times r \times \omega^2 = m \times \frac{v^2}{r} = mr \left( \frac{\pi n}{30} \right)^2$$

where:  $m$  is the mass in kilograms of the moving parts (usually jaws);

$r$  is the distance in metres of the centre of gravity of the moving parts (usually jaws) from the axis of rotation;

$\omega$  is the angular velocity in radians per seconds of the centre of gravity of the moving parts (usually jaws);

$v$  is the peripheral velocity in metres per second of the centre of gravity of the moving parts (usually jaws);

$n$  is the rotational speed in  $\text{min}^{-1}$ .

STANDARD PREVIEW  
(standards.iteh.ai)

**3.13****input force**

force acting on the chuck applied from an external energy source which actuates the chuck mechanism

**3.14****input torque**

torque acting on the chuck applied from an external energy source which actuates the chuck mechanism

**3.15****rotational balance**

equilibrium of all masses around the axis of rotation (any differences between the axis of rotation and the centre of gravity will cause imbalance)

**3.16****maximum rotational speed ( $n_{\max}$ )**

maximum rotational speed in  $\text{min}^{-1}$  specified by the manufacturer for a chuck with standard jaws in compliance with the manufacturer's instructions (see 6.2)

**3.17****working rotational speed ( $n_w$ )**

rotational speed in  $\text{min}^{-1}$  under machining conditions ( $n_w \leq n_{\max}$ )

**4 List of hazards**

Significant hazards are:

— Crushing;



- Entanglement;
- Drawing-in or trapping;
- Impact;
- Ejection of any exchangeable or moveable part.

## 5 Safety requirements and/or measures

### 5.1 General

Appropriate means listed below shall be used during the design and construction of chucks in order to protect any person from being exposed to hazards:

- a) The chuck and its proper actuating equipment (e.g. cylinder) shall be compatible (see 6.1.9);
- b) The balance quality factor G shall be provided by the manufacturer's accompanying documents (see ISO 1940-1:1986);
- c) Base jaws of chucks shall be positively prevented (e.g. by locking pins) from being flung out by centrifugal force (see 3.23.6 of  $\text{A}_1$  EN ISO 12100-1:2003  $\text{A}_1$ );
- d) Chucks with mass greater than 20 kg shall be equipped with means (e.g. threaded holes) for their handling (see 6.2).

Verification: by checking the relevant drawings, inspection and type test certificate.

### 5.2 Special requirements

For compensated chucks,  $n_{\max}$  shall be stated by the manufacturer.

For non compensated chucks,  $n_{\max}$  shall not exceed the speed corresponding to a calculated loss of 67% of the total measured static clamping force with the manufacturer's standard jaws, e.g. hard top jaw of stated mass mounted on the base jaws positioned at the stated radius of gyration.

Verification: by checking the relevant technical file.

#### 5.2.1 Power operated chuck

Chuck or chucking equipment (cylinders) shall be equipped with devices to ensure that the clamping force is effectively applied (e.g. travel sensors before stroke end).

In the event of energy supply failure to the actuators/cylinders devices (e.g. check valves) shall be provided to ensure that the pressure is maintained for a period stated by the manufacturer (see EN 982:1996 and/or EN 983:1996).

Verification: By checking the relevant drawings and/or inspection.

#### 5.2.2 Chuck wrench and similar equipment

Chuck wrench or similar equipments for manual jaw locking or manually tightening all types of chuck shall be designed so that they do not remain located in the rotating chucks. Wrench, similar equipment, or their locating points within chucks shall either be spring loaded to be self removing when released or shall prevent (by interlocking) the rotation of the spindle when inserted.