



Designation: D 2050 – 03

Standard Terminology Relating to Zippers¹

This standard is issued under the fixed designation D 2050; the number immediately following the designation indicates the year of original adoption or, in the case of revision, the year of last revision. A number in parentheses indicates the year of last approval. A superscript epsilon (ϵ) indicates an editorial change since the last revision or reapproval.

1. Scope

1.1 This terminology covers special terms or special meanings used in the zipper industry.

1.2 The principle parts of zippers defined in this terminology are illustrated in Figs. 1-9. These figures are descriptive only and are not intended to be restrictive as to design.

2. Terminology

automatic lock slider, *n*—a slider that provides involuntary, positive locking action on the chain when the pull is released.

bail, *n*—a portion or portions of the slider to which the pull or pulls are attached. (*Syn.* lug.)

bead, *n*—*in a separate element zipper*, an enlarged section on the inner edge of each tape to which interlockable elements are affixed.

bead, *n*—*in continuous element zippers*, an optional enlarged section of the tape located at the outer edge of the continuous interlockable elements and against which the slider flanges bear.

bottom assembly, *n*—the components of the lowermost part of a slide fastener which determine whether the slide fastener will be non-separable or separable. (See also **non-separable zipper** and **separable zipper**.)

bottom stop, *n*—a part affixed to both stringers immediately below, or over the chain, holding the two stringers together at the bottom and preventing the slider from leaving the chain. (See Fig. 1.)

bridge top stop, *n*—a part affixed immediately above the chain, holding the tops of two stringers together and preventing the slider from leaving the chain. (See Fig. 2.)

cam lock slider, *n*—a slider that incorporates a curled projection or projections on the pull that extends through a window or windows to effect a locking action by pressing against the interlocking elements when the cam lock slider is in the locked position.

chain, *n*—the assemblage formed by interlocking several elements of two stringers.

chain thickness, *n*—the measurement from front to back of the chain.

chain width, *n*—the measurement between the shoulders of the interlocked elements or between the outermost edges of the bead if the bead extends beyond the elements.

connecting ring, *n*—a device shaped like the letter “D” used to secure a pull, having more than one component in its design, to the bail of the slider.

continuous element, *n*—a configured element formed continuously along a length of monofilament. (Compare **separate element**.)

continuous element zipper, *n*—a zipper consisting of two continuously formed elements, each attached to one of the opposing edges of two tapes, which are engaged and disengaged by the movement of a slider. (See Fig. 3.) (Compare **separate element zipper**.)

cord, *n*—a strand of multiple yarns for use in forming a bead.

crimp, *n*—*as applied to a continuous element zipper*, the predetermined formation of the monofilament cross-section at the point where the continuous element is interlocked.

cut-off, *n*—the measurement of a separate element from the head side to the pocket side of the legs.

diamond, *n*—the wedge-shaped portion of a slider between the throats.

element, *n*—a device designed for interlocking, capable of being affixed along the edge of a tape. (Compare **continuous element** and **separate element**.) (See Fig. 4.)

exposed tape width, *n*—the part of the tape extending beyond the shoulders of the interlocking elements to the outer tape edge.

fixed retainer, *n*—a device permanently attached to the retainer pin at the bottom of one stringer. (See Fig. 5.)

DISCUSSION—The fixed retainer has an opening shaped to fit the separable pin. In order to close, the separable pin is passed through the slider body and then inserted into this opening. The fixed retainer holds or retains the two stringers in alignment for interlocking.

flange lock slider, *n*—a slider with notches in the flanges of the slider that block the shoulders of the elements when the stringers above the slider are pulled apart, thus preventing further separation of the chain.

flanges, *n*—the edges of the slider formed to contain the chain.

¹ This terminology is under the jurisdiction of ASTM Committee D13 on Textiles and is the direct responsibility of Subcommittee D13.54 on Subassemblies. These definitions were developed in cooperation with the American Fastener and Closure Assn. Inc.

Current edition approved Oct. 1, 2003. Published October 2003. Originally approved in 1961. Last previous edition approved in 1997 as D 2050 – 87 (1997).

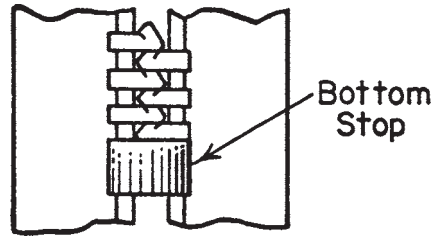


FIG. 1 Bottom Stop

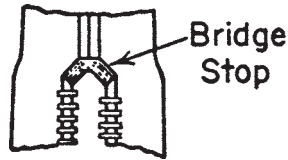


FIG. 2 Bridge Stop

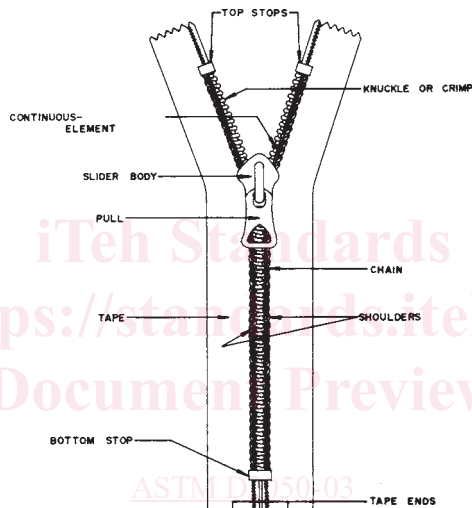
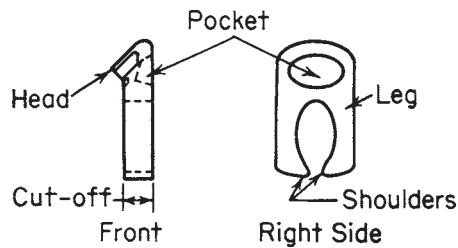


FIG. 3 Principle Parts of Zippers—Continuous Element Zipper



NOTE 1—Elements are of many designs but the nomenclature is generally the same for all types.

FIG. 4 Element

head, n—the portion of a element that engages the pocket.
knuckle—See preferred term **crimp**.
legs, n—the two portions of a separate element that affix the element to the bead.
lug—See preferred term **bail**.
mouth, n—the opening in a slider that receives the chain.
mouth width, n—the measurement between the slider flanges at the point where they bear against the shoulders of the

interlocked elements or at the outermost edges of the bead if the bead extends beyond the elements.
movable retainer, n—a movable or sliding device performing a similar function to that of the fixed retainer, the purpose being to permit separation of the two stringers from the bottom, without the necessity of opening the zipper from the top. (See Fig. 6.)