

---

---

**Guidelines for the selection of roller  
chain drives**

*Méthode de sélection des transmissions par chaîne à rouleaux*

iTeh Standards  
(<https://standards.iteh.ai>)  
Document Preview

[ISO 10823:2004](https://standards.iteh.ai/catalog/standards/iso/4334700d-bfc6-4ddc-945f-a336f60727cf/iso-10823-2004)

<https://standards.iteh.ai/catalog/standards/iso/4334700d-bfc6-4ddc-945f-a336f60727cf/iso-10823-2004>



**PDF disclaimer**

This PDF file may contain embedded typefaces. In accordance with Adobe's licensing policy, this file may be printed or viewed but shall not be edited unless the typefaces which are embedded are licensed to and installed on the computer performing the editing. In downloading this file, parties accept therein the responsibility of not infringing Adobe's licensing policy. The ISO Central Secretariat accepts no liability in this area.

Adobe is a trademark of Adobe Systems Incorporated.

Details of the software products used to create this PDF file can be found in the General Info relative to the file; the PDF-creation parameters were optimized for printing. Every care has been taken to ensure that the file is suitable for use by ISO member bodies. In the unlikely event that a problem relating to it is found, please inform the Central Secretariat at the address given below.

**iTeh Standards**  
**(<https://standards.iteh.ai>)**  
**Document Preview**

[ISO 10823:2004](https://standards.iteh.ai/catalog/standards/iso/4334700d-bfc6-4ddc-945f-a336f60727cf/iso-10823-2004)

<https://standards.iteh.ai/catalog/standards/iso/4334700d-bfc6-4ddc-945f-a336f60727cf/iso-10823-2004>

© ISO 2004

All rights reserved. Unless otherwise specified, no part of this publication may be reproduced or utilized in any form or by any means, electronic or mechanical, including photocopying and microfilm, without permission in writing from either ISO at the address below or ISO's member body in the country of the requester.

ISO copyright office  
Case postale 56 • CH-1211 Geneva 20  
Tel. + 41 22 749 01 11  
Fax + 41 22 749 09 47  
E-mail [copyright@iso.org](mailto:copyright@iso.org)  
Web [www.iso.org](http://www.iso.org)

Published in Switzerland

# Contents

Page

Foreword.....	iv
<b>1</b> <b>Scope</b> .....	<b>1</b>
<b>2</b> <b>Normative references</b> .....	<b>1</b>
<b>3</b> <b>Symbols</b> .....	<b>1</b>
<b>4</b> <b>Basic equations</b> .....	<b>1</b>
4.1 <b>Input power</b> .....	<b>1</b>
4.2 <b>Corrected power</b> .....	<b>1</b>
<b>5</b> <b>Drive design specifications</b> .....	<b>2</b>
<b>6</b> <b>Sprocket selection</b> .....	<b>3</b>
<b>7</b> <b>Chain calculations and selection</b> .....	<b>3</b>
7.1 <b>Normal operating conditions and drive capacities for chains</b> .....	<b>3</b>
7.2 <b>Correction for other operating conditions for chains</b> .....	<b>7</b>
7.3 <b>Chain selection</b> .....	<b>9</b>
7.4 <b>Chain length</b> .....	<b>9</b>
7.5 <b>Chain speed</b> .....	<b>9</b>
<b>8</b> <b>Maximum sprocket centre distance</b> .....	<b>10</b>
<b>9</b> <b>Lubrication</b> .....	<b>11</b>
9.1 <b>Methods of lubrication</b> .....	<b>11</b>
9.2 <b>Oil viscosity</b> .....	<b>12</b>
<b>10</b> <b>Good practice in drive design</b> .....	<b>12</b>
10.1 <b>Sprocket centre distance</b> .....	<b>12</b>
10.2 <b>Chain adjustment</b> .....	<b>14</b>
10.3 <b>Idlers</b> .....	<b>14</b>
10.4 <b>Drive layout</b> .....	<b>15</b>
<b>Annex A</b> (informative) <b>Example of chain drive selection</b> .....	<b>16</b>
<b>Annex B</b> (informative) <b>Power rating equations</b> .....	<b>19</b>

## Foreword

ISO (the International Organization for Standardization) is a worldwide federation of national standards bodies (ISO member bodies). The work of preparing International Standards is normally carried out through ISO technical committees. Each member body interested in a subject for which a technical committee has been established has the right to be represented on that committee. International organizations, governmental and non-governmental, in liaison with ISO, also take part in the work. ISO collaborates closely with the International Electrotechnical Commission (IEC) on all matters of electrotechnical standardization.

International Standards are drafted in accordance with the rules given in the ISO/IEC Directives, Part 2.

The main task of technical committees is to prepare International Standards. Draft International Standards adopted by the technical committees are circulated to the member bodies for voting. Publication as an International Standard requires approval by at least 75 % of the member bodies casting a vote.

Attention is drawn to the possibility that some of the elements of this document may be the subject of patent rights. ISO shall not be held responsible for identifying any or all such patent rights.

ISO 10823 was prepared by Technical Committee ISO/TC 100, *Chains and chain wheels for power transmission and conveyors*.

This second edition cancels and replaces the first edition (ISO 10823:1996), which has been technically revised.

iTeh Standards  
(<https://standards.itih.ai>)  
Document Preview

[ISO 10823:2004](https://standards.itih.ai/catalog/standards/iso/4334700d-bfc6-4ddc-945f-a336f60727cf/iso-10823-2004)

<https://standards.itih.ai/catalog/standards/iso/4334700d-bfc6-4ddc-945f-a336f60727cf/iso-10823-2004>

# Guidelines for the selection of roller chain drives

## 1 Scope

This International Standard gives guidelines for the selection of chain drives, composed of a roller chain and sprockets conformant with ISO 606, for industrial applications.

The selection procedures and the chain ratings it describes provide for roller chain drives operating under specified conditions, as defined in 9.1, 9.2 and in Clause 10, with a life expectancy of approximately 15 000 h.

Owing to the wide variations in loading characteristics, environmental conditions and achieved maintenance, it is desirable that the supplier of the chains and sprockets be consulted to ensure that the performance of the product meets the requirements specified both by the user and by this International Standard.

## 2 Normative references

The following referenced documents are indispensable for the application of this document. For dated references, only the edition cited applies. For undated references, the latest edition of the referenced document (including any amendments) applies.

ISO 606, *Short-pitch transmission precision roller chains and chain wheels*

## 3 Symbols

The symbols and units used in this International Standard are given in Table 1.

## 4 Basic equations

### 4.1 Input power

The power to be transmitted is the input  $P$ , in kilowatts, to the drive sprocket. If input torque is the known requirement, then  $P$  can be derived from the following equation:

$$P = \frac{M \times n_1}{9\,550} \quad (1)$$

### 4.2 Corrected power

To allow for the characteristics of the drive system and the type of load to be transmitted, the input power,  $P$ , is multiplied by factors to obtain the corrected power,  $P_c$ .

$$P_c = P \times f_1 \times f_2 \quad (2)$$

Table 1 — Symbols, designations and units

Symbol	Designation	Unit
$a$	Maximum centre distance	mm
$a_0$	Approximate centre distance	mm
$f_1$	Application factor to allow for the operating conditions (see Table 2)	—
$f_2$	Factor for number of teeth on small sprocket [see Figure 4 and Equation (5)]	—
$f_3$	Factor for calculation of the number of links with different number of teeth (see Table 5)	—
$f_4$	Factor for the calculation of the centre distance with different numbers of teeth (see Table 6)	—
$i$	Speed ratio	—
$M$	Input torque	N·m
$n_1$	Input sprocket speed	min <sup>-1</sup>
$n_2$	Output sprocket speed	min <sup>-1</sup>
$n_s$	Small sprocket speed	min <sup>-1</sup>
$p$	Chain pitch	mm
$P$	Input power	kW
$P_c$	Corrected power	kW
$v$	Chain speed	m·s <sup>-1</sup>
$X$	Number of pitches in chain	—
$X_0$	Calculated number of pitches in chain	—
$z_1$	Number of input sprocket teeth	—
$z_2$	Number of output sprocket teeth	—
$z_s$	Number of small sprocket teeth	—

## 5 Drive design specifications

The following design features should be specified before the chain and sprockets are selected:

- a) power to be transmitted;
- b) type of driver and driven machinery;
- c) speeds and sizes of the driver and driven shafts;
- d) centre distance and layout of the shafts;
- e) environmental conditions.

NOTE Shaft sizes, unusually long or short centre distances, and/or a complex layout could influence the drive selection.

## 6 Sprocket selection

Determine the number of teeth on the sprockets using the following procedure:

- a) select the desired number of teeth for the input sprocket;
- b) determine the speed ratio,  $i$ , using the equation:

$$i = \frac{n_1}{n_2} \quad (3)$$

- c) determine the number of teeth on the output sprocket,  $z_2$ , using the equation:

$$z_2 = i \times z_1 \quad (4)$$

It is good practice to use sprockets with not less than 17 teeth and not more than 114 teeth.

If the chain drive operates at high speed or if it is subjected to impulse loads, the small sprocket should have at least 25 teeth and the teeth should be hardened.

## 7 Chain calculations and selection

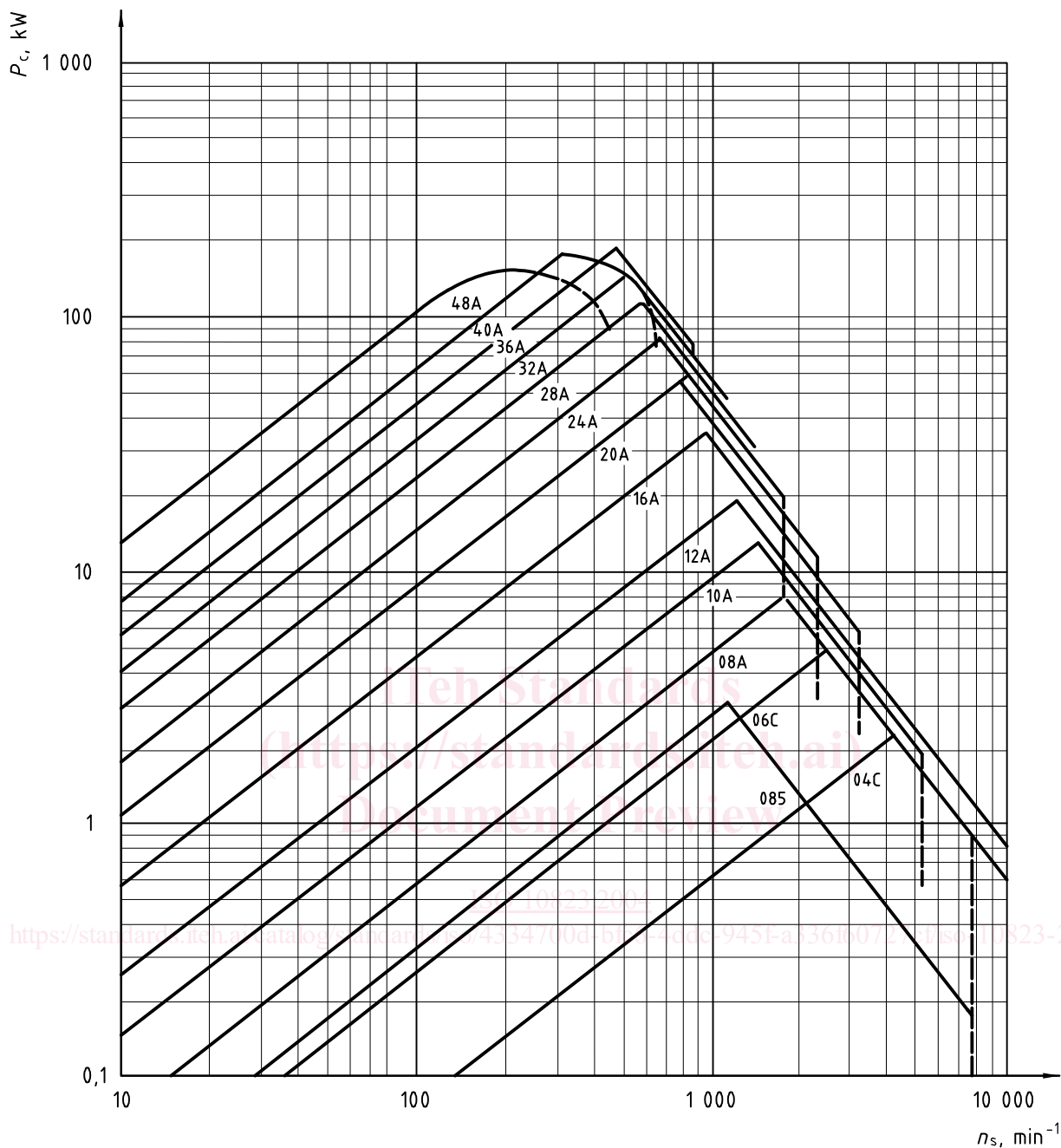
### 7.1 Normal operating conditions and drive capacities for chains

The typical capacity rating charts shown in Figures 1, 2 and 3 apply to chain drives operating under the following conditions:

- a) a chain drive with two sprockets on parallel horizontal shafts;
- b) a small sprocket with 19 teeth;
- c) a simplex chain without cranked link;
- d) a chain length of 120 pitches (different chain lengths will affect chain life);
- e) a speed ratio of from 1:3 to 3:1;
- f) an expected life of 15 000 h;
- g) an operating temperature between  $-5\text{ }^{\circ}\text{C}$  and  $+70\text{ }^{\circ}\text{C}$ ;
- h) sprockets correctly aligned and chain maintained in correct adjustment (see Clause 10);
- i) uniform operation without overload, shocks or frequent starts;
- j) clean and adequate lubrication throughout the chain's life (see Clause 9).

Figures 1, 2 and 3 can be used to select the size of chain suitable for a chain drive as a function of the corrected power,  $P_c$ , and the small sprocket rotational speed,  $n_s$ .

The capacity rating charts given in Figures 1, 2 and 3 are representative of those published by chain manufacturers. Individual manufacturers can rate their chains differently. It is therefore recommended that the appropriate manufacturer's rating chart be consulted.



**Key**

$P_c$  corrected power

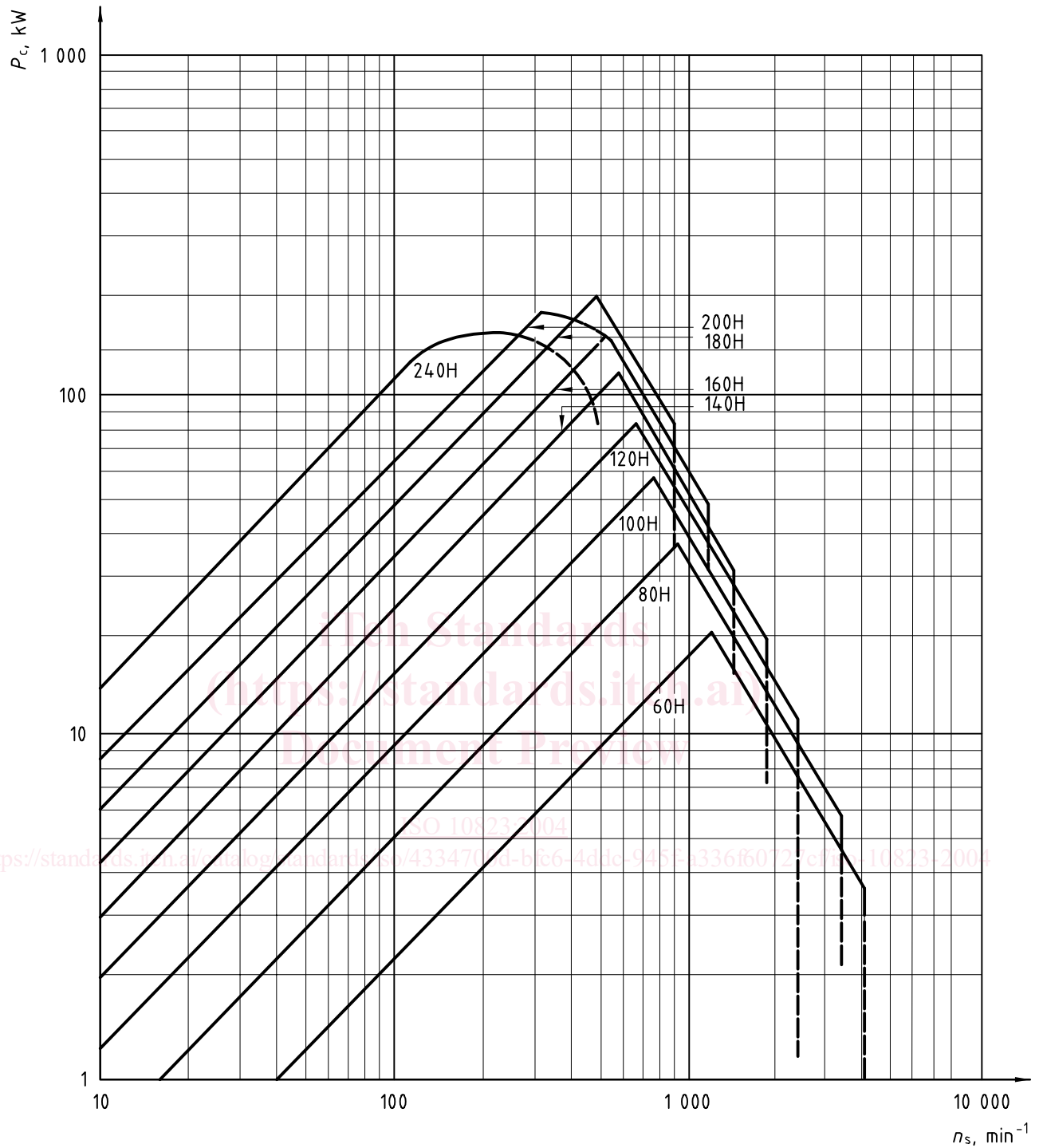
$n_s$  small sprocket speed

NOTE 1 The power rating of duplex chain can be calculated by multiplying the value of  $P_c$  for simplex chain by 1,7.

NOTE 2 The power rating of triplex chain can be calculated by multiplying the value of  $P_c$  for simplex chain by 2,5.

**Figure 1 — Typical capacity chart for selection of Type A simplex chains based on a 19-tooth sprocket conforming with ISO 606**





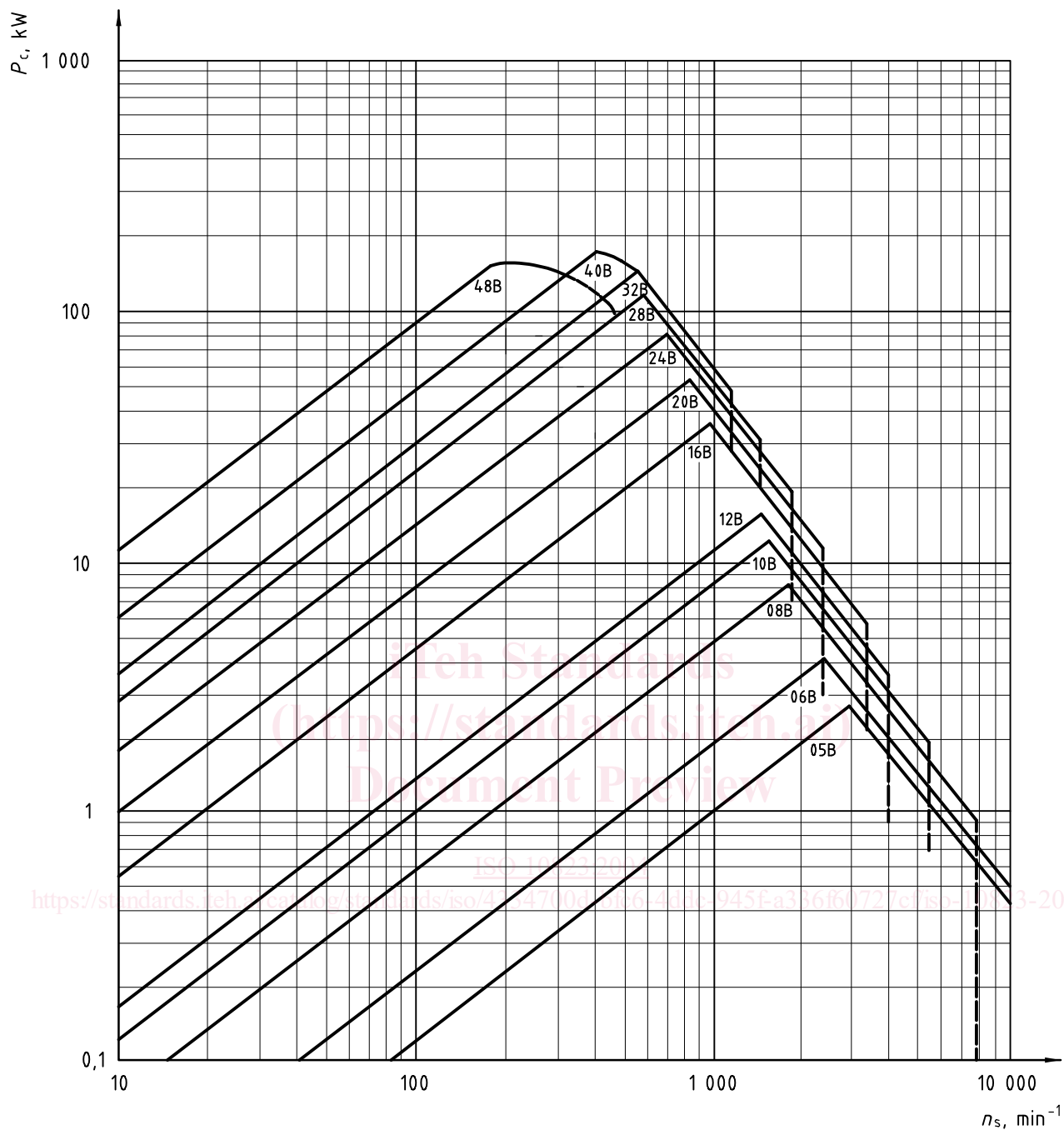
**Key**

$P_c$  corrected power  
 $n_s$  small sprocket speed

NOTE 1 The power rating of duplex chain can be calculated by multiplying the value of  $P_c$  for simplex chain by 1,7.

NOTE 2 The power rating of triplex chain can be calculated by multiplying the value of  $P_c$  for simplex chain by 2,5.

**Figure 2 — Typical capacity chart for selection of Type A heavy-series simplex chains based on a 19-tooth sprocket conforming with ISO 606**



**Key**

$P_c$  corrected power

$n_s$  small sprocket speed

NOTE 1 The power rating of duplex chain can be calculated by multiplying the value of  $P_c$  for simplex chain by 1,7.

NOTE 2 The power rating of triplex chain can be calculated by multiplying the value of  $P_c$  for simplex chain by 2,5.

**Figure 3 — Typical capacity chart for selection of Type B simplex chains based on a 19-tooth sprocket conforming with ISO 606**