



SLOVENSKI STANDARD
SIST-TS CEN ISO/TS 17575-3:2011
01-julij-2011

Elektronsko pobiranje pristojbin - Definicija aplikacijskega vmesnika za avtonomne sisteme - 3. del: Podatki iz sobesedila (ISO/TS 17575-3:2011)

Electronic fee collection - Application interface definition for autonomous systems - Part 3: Context data (ISO/TS 17575-3:2011)

Elektronische Gebührenerfassung - Anwendungsschnittstelle für autonome Systeme - Teil 3: Kontextdaten (ISO/TS 17575-3:2011)

Perception du télépéage - Définition de l'interface d'application pour les systèmes autonomes - Partie 3: Données du contexte (ISO/TS 17575-3:2011)

<https://standards.iteh.ai/catalog/standards/sist/03c8a0af-dbf6-426c-a540-3ded4e5b910/sist-ts-cen-iso-ts-17575-3-2011>

Ta slovenski standard je istoveten z: CEN ISO/TS 17575-3:2011

ICS:

03.220.20	Cestni transport	Road transport
35.240.60	Uporabniške rešitve IT v transportu in trgovini	IT applications in transport and trade

SIST-TS CEN ISO/TS 17575-3:2011 **en**

iTeh STANDARD PREVIEW
(standards.iteh.ai)

[SIST-TS CEN ISO/TS 17575-3:2011](https://standards.iteh.ai/catalog/standards/sist/03c8a0af-dbf6-426c-a540-3dedf4e5b910/sist-ts-cen-iso-ts-17575-3-2011)

<https://standards.iteh.ai/catalog/standards/sist/03c8a0af-dbf6-426c-a540-3dedf4e5b910/sist-ts-cen-iso-ts-17575-3-2011>

TECHNICAL SPECIFICATION
SPÉCIFICATION TECHNIQUE
TECHNISCHE SPEZIFIKATION

CEN ISO/TS 17575-3

April 2011

ICS 03.220.20; 35.240.60

English Version

**Electronic fee collection - Application interface definition for
autonomous systems - Part 3: Context data (ISO/TS 17575-
3:2011)**

Perception du télépéage - Définition de l'interface
d'application pour les systèmes autonomes - Partie 3:
Données du contexte (ISO/TS 17575-3:2011)

Elektronische Gebührenerfassung -
Anwendungsschnittstelle für autonome Systeme - Teil 3:
Kontextdaten (ISO/TS 17575-3:2011)

This Technical Specification (CEN/TS) was approved by CEN on 18 October 2010 for provisional application.

The period of validity of this CEN/TS is limited initially to three years. After two years the members of CEN will be requested to submit their comments, particularly on the question whether the CEN/TS can be converted into a European Standard.

CEN members are required to announce the existence of this CEN/TS in the same way as for an EN and to make the CEN/TS available promptly at national level in an appropriate form. It is permissible to keep conflicting national standards in force (in parallel to the CEN/TS) until the final decision about the possible conversion of the CEN/TS into an EN is reached.

CEN members are the national standards bodies of Austria, Belgium, Bulgaria, Croatia, Cyprus, Czech Republic, Denmark, Estonia, Finland, France, Germany, Greece, Hungary, Iceland, Ireland, Italy, Latvia, Lithuania, Luxembourg, Malta, Netherlands, Norway, Poland, Portugal, Romania, Slovakia, Slovenia, Spain, Sweden, Switzerland and United Kingdom.

<https://standards.iteh.ai/catalog/standards/sist/03c8a0af-dbf6-426c-a540-3dedf4e5b910/sist-ts-cen-iso-ts-17575-3-2011>



EUROPEAN COMMITTEE FOR STANDARDIZATION
COMITÉ EUROPÉEN DE NORMALISATION
EUROPÄISCHES KOMITEE FÜR NORMUNG

Management Centre: Avenue Marnix 17, B-1000 Brussels

Contents

Page

Foreword.....3

iTeh STANDARD PREVIEW
(standards.iteh.ai)

[SIST-TS CEN ISO/TS 17575-3:2011](https://standards.iteh.ai/catalog/standards/sist/03c8a0af-dbf6-426c-a540-3dedf4e5b910/sist-ts-cen-iso-ts-17575-3-2011)
<https://standards.iteh.ai/catalog/standards/sist/03c8a0af-dbf6-426c-a540-3dedf4e5b910/sist-ts-cen-iso-ts-17575-3-2011>

Foreword

This document (CEN ISO/TS 17575-3:2011) has been prepared by Technical Committee CEN/TC 278 "Road transport and traffic telematics" the secretariat of which is held by NEN, in collaboration with Technical Committee ISO/TC 204 "Intelligent transport systems".

Attention is drawn to the possibility that some of the elements of this document may be the subject of patent rights. CEN [and/or CENELEC] shall not be held responsible for identifying any or all such patent rights.

According to the CEN/CENELEC Internal Regulations, the national standards organizations of the following countries are bound to announce this Technical Specification: Austria, Belgium, Bulgaria, Croatia, Cyprus, Czech Republic, Denmark, Estonia, Finland, France, Germany, Greece, Hungary, Iceland, Ireland, Italy, Latvia, Lithuania, Luxembourg, Malta, Netherlands, Norway, Poland, Portugal, Romania, Slovakia, Slovenia, Spain, Sweden, Switzerland and the United Kingdom.

iTeh STANDARD PREVIEW (standards.iteh.ai)

[SIST-TS CEN ISO/TS 17575-3:2011](https://standards.iteh.ai/catalog/standards/sist/03c8a0af-dbf6-426c-a540-3dedf4e5b910/sist-ts-cen-iso-ts-17575-3-2011)

<https://standards.iteh.ai/catalog/standards/sist/03c8a0af-dbf6-426c-a540-3dedf4e5b910/sist-ts-cen-iso-ts-17575-3-2011>

iTeh STANDARD PREVIEW
(standards.iteh.ai)

[SIST-TS CEN ISO/TS 17575-3:2011](https://standards.iteh.ai/catalog/standards/sist/03c8a0af-dbf6-426c-a540-3dedf4e5b910/sist-ts-cen-iso-ts-17575-3-2011)

<https://standards.iteh.ai/catalog/standards/sist/03c8a0af-dbf6-426c-a540-3dedf4e5b910/sist-ts-cen-iso-ts-17575-3-2011>

TECHNICAL SPECIFICATION

ISO/TS 17575-3

First edition
2011-04-15

Electronic fee collection — Application interface definition for autonomous systems —

Part 3: Context data

iTeh STANDARD PREVIEW
(standards.iteh.ai)
*Perception du télépéage — Définition de l'interface d'application pour
les systèmes autonomes —
Partie 3: Données du contexte*

[SIST-TS CEN ISO/TS 17575-3:2011](https://standards.iteh.ai/catalog/standards/sist/03c8a0af-dbf6-426c-a540-3dedf4e5b910/sist-ts-cen-iso-ts-17575-3-2011)

<https://standards.iteh.ai/catalog/standards/sist/03c8a0af-dbf6-426c-a540-3dedf4e5b910/sist-ts-cen-iso-ts-17575-3-2011>



Reference number
ISO/TS 17575-3:2011(E)

© ISO 2011

iTeh STANDARD PREVIEW (standards.iteh.ai)

[SIST-TS CEN ISO/TS 17575-3:2011](https://standards.iteh.ai/catalog/standards/sist/03c8a0af-dbf6-426c-a540-3dedf4e5b910/sist-ts-cen-iso-ts-17575-3-2011)

<https://standards.iteh.ai/catalog/standards/sist/03c8a0af-dbf6-426c-a540-3dedf4e5b910/sist-ts-cen-iso-ts-17575-3-2011>



COPYRIGHT PROTECTED DOCUMENT

© ISO 2011

All rights reserved. Unless otherwise specified, no part of this publication may be reproduced or utilized in any form or by any means, electronic or mechanical, including photocopying and microfilm, without permission in writing from either ISO at the address below or ISO's member body in the country of the requester.

ISO copyright office
Case postale 56 • CH-1211 Geneva 20
Tel. + 41 22 749 01 11
Fax + 41 22 749 09 47
E-mail copyright@iso.org
Web www.iso.org

Published in Switzerland

Contents

Page

Foreword	iv
Introduction.....	v
1 Scope	1
2 Normative references	1
3 Terms and definitions	2
4 Abbreviated terms	5
5 General concept and overview	5
6 Procedural requirements and encoding rules.....	7
6.1 Communication services	7
6.2 Version and validity handling	7
6.3 Encoding rules.....	7
7 Application data units	8
7.1 Application data unit structure	8
7.2 Application data unit header	8
7.3 Application data unit body	9
8 EFC Attributes	9
8.1 Rules with respect to support of context data	9
8.2 Attributes and data sets.....	10
8.3 EFC attributes data catalogue.....	10
8.3.1 General	10
8.3.2 Data set “Context Overview”	11
8.3.3 Data group “Tariff Information”	12
8.3.4 Data set “Context Layout”	28
8.3.5 Data set “Reporting rules”	38
Annex A (normative) EFC data type specifications	48
Annex B (normative) PICS proforma for the attributes.....	63
Annex C (informative) How to use context data defining the properties of an EFC regime	82
Annex D (informative) Examples using EFC context data for scheme definitions	87
Bibliography.....	91

ISO/TS 17575-3:2011(E)

Foreword

ISO (the International Organization for Standardization) is a worldwide federation of national standards bodies (ISO member bodies). The work of preparing International Standards is normally carried out through ISO technical committees. Each member body interested in a subject for which a technical committee has been established has the right to be represented on that committee. International organizations, governmental and non-governmental, in liaison with ISO, also take part in the work. ISO collaborates closely with the International Electrotechnical Commission (IEC) on all matters of electrotechnical standardization.

International Standards are drafted in accordance with the rules given in the ISO/IEC Directives, Part 2.

The main task of technical committees is to prepare International Standards. Draft International Standards adopted by the technical committees are circulated to the member bodies for voting. Publication as an International Standard requires approval by at least 75 % of the member bodies casting a vote.

In other circumstances, particularly when there is an urgent market requirement for such documents, a technical committee may decide to publish other types of normative document:

- an ISO Publicly Available Specification (ISO/PAS) represents an agreement between technical experts in an ISO working group and is accepted for publication if it is approved by more than 50 % of the members of the parent committee casting a vote;
- an ISO Technical Specification (ISO/TS) represents an agreement between the members of a technical committee and is accepted for publication if it is approved by 2/3 of the members of the committee casting a vote.

An ISO/PAS or ISO/TS is reviewed after three years in order to decide whether it will be confirmed for a further three years, revised to become an International Standard, or withdrawn. If the ISO/PAS or ISO/TS is confirmed, it is reviewed again after a further three years, at which time it must either be transformed into an International Standard or be withdrawn.

ISO/TS 17575-3 was prepared by the European Committee for Standardization (CEN) Technical Committee CEN/TC 278, *Road transport and traffic telematics*, in collaboration with Technical Committee ISO/TC 204, *Intelligent transport systems*, in accordance with the Agreement on technical cooperation between ISO and CEN (Vienna Agreement).

ISO/TS 17575 consists of the following parts, under the general title *Electronic fee collection — Application interface definition for autonomous systems*:

- *Part 1: Charging*
- *Part 2: Communication and connection to the lower layers*
- *Part 3: Context data*
- *Part 4: Roaming*

Introduction

Autonomous systems

This part of ISO/TS 17575 is part of a series of specifications defining the information exchange between the Front End and the Back End in Electronic Fee Collection (EFC) based on autonomous on-board equipment (OBE). EFC systems automatically collect charging data for the use of road infrastructure including motorway tolls, zone-based fees in urban areas, tolls for special infrastructure like bridges and tunnels, distance-based charging, and parking fees.

Autonomous OBE operates without relying on dedicated road-side infrastructure by employing wide-area technologies such as Global Navigation Satellite Systems (GNSS) and Cellular Communications Networks (CN). These EFC systems are referred to by a variety of names. Besides the terms autonomous systems and GNSS/CN systems, also the terms GPS/GSM systems and wide-area charging systems are in use.

Autonomous systems use satellite positioning, often combined with additional sensor technologies such as gyroscopes, odometers and accelerometers, to localize the vehicle and to find its position on a map containing the charged geographic objects, such as charged roads or charged areas. From the charged objects, the vehicle characteristics, the time of day and other data that are relevant for describing road use, the tariff and ultimately the road usage fee are determined.

Some of the strengths of the autonomous approach to electronic fee collection are its flexibility, allowing the implementation of almost all conceivable charging principles, and its independence from local infrastructure, thereby predisposing this technology towards interoperability across charging systems and countries. Interoperability can only be achieved with clearly defined interfaces, which is the aim and justification of ISO/TS 17575.

<https://standards.iteh.ai/catalog/standards/sist/03c8a0af-dbf6-426c-a540-3dedf4e5b910/sist-ts-cen-iso-ts-17575-3-2011>

Business architecture

This part of ISO/TS 17575 complies with the business architecture defined in ISO 17573. According to this architecture, the Toll Charger is the provider of the road infrastructure and, hence, the recipient of the road usage charges. The Toll Charger is the actor associated with the Toll Charging role. See Figure 1.

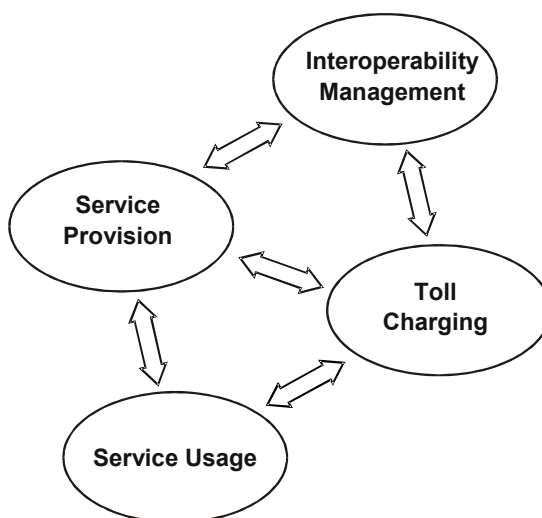


Figure 1 — The rolebased model underlying this Technical Specification

ISO/TS 17575-3:2011(E)

Service Providers issue OBE to the users of the road infrastructure. Service Providers are responsible for operating the OBE that will record the amount of road usage in all toll charging systems the vehicle passes through and for delivering the charging data to the individual Toll Chargers. In general, each Service Provider delivers charging data to several Toll Chargers, as well as each Toll Charger in general receives charging data from more than one Service Provider. Interoperability Management in Figure 1 comprises all specifications and activities that in common define and maintain a set of rules that govern the overall toll charging environment.

Technical architecture

The technical architecture of Figure 2 is independent of any particular practical realization. It reflects the fact that some processing functionalities can either be allocated to the OBE or to an associated off-board component (Proxy). An example of processing functionality that can be realized either on- or off-board is map-matching, where the vehicle locations in terms of measured coordinates from GNSS are associated to geographic objects on a map that either resides on- or off-board. Also tariffication can be done with OBE tariff tables and processing, or with an off-board component.

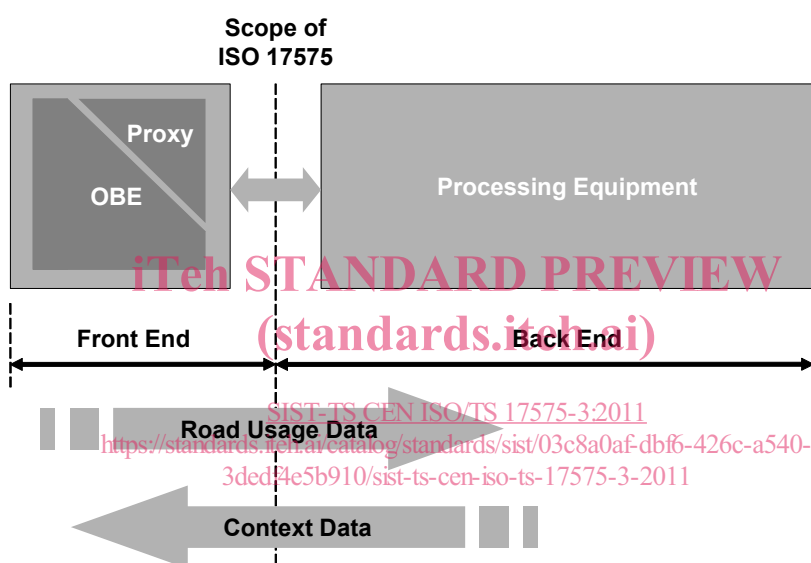


Figure 2 — Assumed technical architecture and interfaces

The combined functionality of OBE and Proxy is denoted as Front End. A Front End implementation where processing is predominately on OBE-side is known as a smart client (or intelligent client, fat client) or edge-heavy. A Front End where processing is mostly done off-board is denoted as thin-client or edge-light architecture. Many implementations between the “thin” and “thick” extremes are possible, as depicted by the gradual transition in the wedges in Figure 2. Both extremes of architectural choices have their merits and are one means where manufacturers compete with individual allocations of functionality between on-board and central resources.

Especially for thin client OBE, manufacturers might devise a wide variety of optimizations of the transfer of localization data between OBE and off-board components, where proprietary algorithms are used for data reduction and data compression. Standardization of this transfer is neither fully possible nor beneficial.

Location of the specification interface

In order to abstract from, and become independent of, these architectural implementation choices, the primary scope of ISO/TS 17575 is the data exchange between Front End and Back End (see the corresponding dotted line in Figure 2). For every toll regime, the Back End will send context data, i.e. a description of the toll regime in terms of charged objects, charging rules and, if required, the tariff scheme to the Front End, and will receive usage data from the Front End.

It has to be noted also that the distribution of tasks and responsibilities between Service Provider and Toll Charger will vary individually. Depending on local legal situation, Toll Chargers will require “thinner” or “thicker” data, and might or might not leave certain data processing tasks to Service Providers. Hence, the data definitions in ISO/TS 17575 may be useful on several interfaces.

ISO/TS 17575 also provides for basic media-independent communication services that may be used for communication between Front End and Back End, which might be line-based or an air-link, and can also be used for the air-link between OBE and central communication server.

The parts of ISO/TS 17575

Part 1: Charging, defines the attributes for the transfer of usage data from the Front End to the Back End. The required attributes will differ from one Toll Charger to another, hence, attributes for all requirements are offered, ranging from attributes for raw localization data, for map-matched geographic objects and for completely priced toll transactions.

Part 2: Communication and connection to lower layers, defines basic communication services for data transfer over the OBE air-link or between Front End and Back End.

Part 3: Context Data, defines the data to be used for a description of individual charging systems in terms of charged geographical objects and charging and reporting rules. For every Toll Charger's system, attributes as defined in Part 3 are used to transfer data to the Front End in order to instruct it which data to collect and report.

Part 4: Roaming, defines the functional details and data elements required to operate more than one EFC regime in parallel. The domains of these EFC regimes may or may not overlap. The charge rules of different overlapping EFC regimes can be linked, i.e. they may include rules that an area pricing scheme will not be charged if an overlapping toll road is used and already paid for.

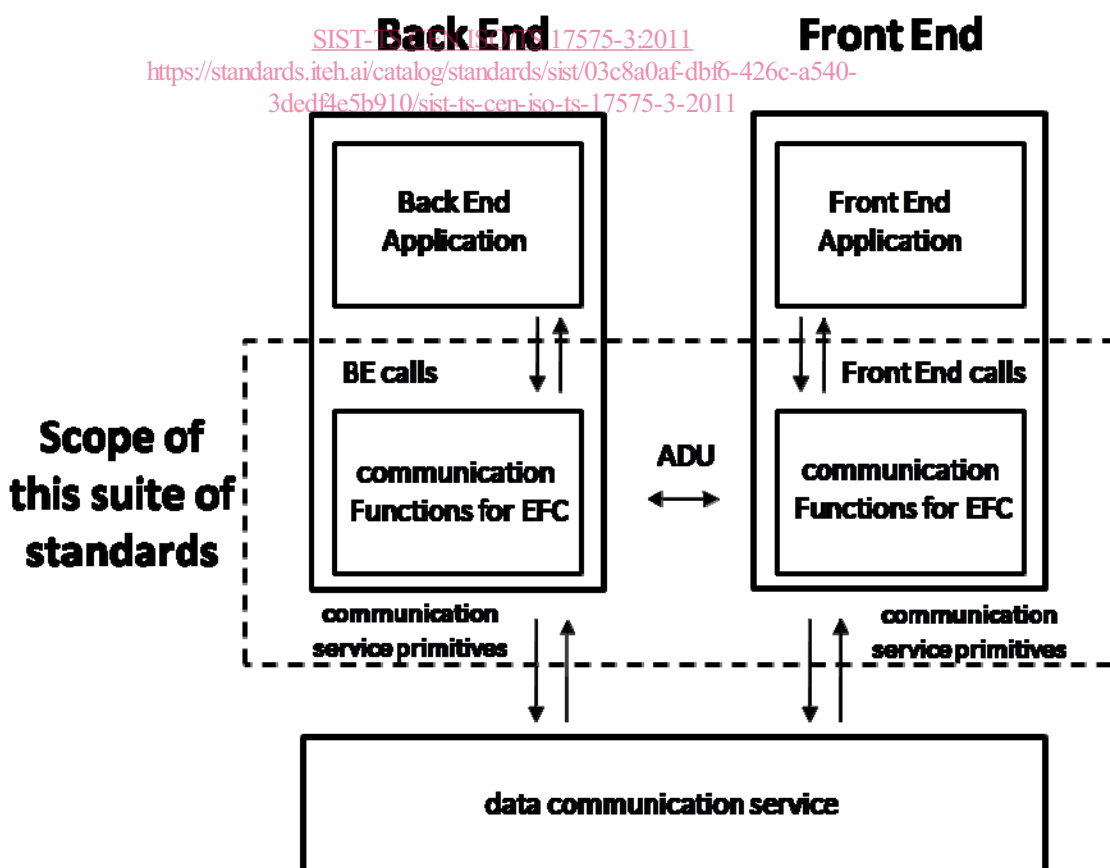


Figure 3 — Scope of ISO/TS 17575

ISO/TS 17575-3:2011(E)

In ISO/TS 17575, context data is the description of the properties of a single instance of an EFC context. This single instance of an EFC context operates according to one of the basic tolling principles such as

- road sectioned tolling,
- area pricing according to travelled distance,
- area pricing according to the time,
- cordon pricing.

EFC context data comprise a set of rules for charging, including the description of the charged network, the charging principles, the liable vehicles and a definition of the required contents of the charge report. This set of rules is defined individually for each EFC context according to local needs.

This part of ISO/TS 17575 contains the definitions of the above listed type of data.

Only a Front End configured with the context data necessary for the respective EFC context is able to be used for charging processes.

The following data definitions are in this part of ISO/TS 17575:

- data providing toll context overview information;
- data providing tariff information (this includes definitions of required tariff determinants like vehicle parameters, time classes and others);
- data providing context layout information;
- data providing reporting rules information.

In case one EFC domain cannot be described with a single set of context data, several of these context data are used. ISO/TS 17575-4 defines the parallel operation of more than one EFC context and how to handle interdependencies.

Applicatory needs covered by ISO/TS 17575

- The parts of ISO/TS 17575 are compliant with the architecture defined in ISO 17573.
- The parts of ISO/TS 17575 support charges for use of road sections (including bridges, tunnels, passes, etc.), passage of cordons (entry/exit), and use of infrastructure within an area (distance, time).
- The parts of ISO/TS 17575 support fee collection based on units of distance or duration, and based on occurrence of events.
- The parts of ISO/TS 17575 support modulation of fees by vehicle category, road category, time of usage, and contract type (e.g. exempt vehicles, special tariff vehicles, etc.)
- The parts of ISO/TS 17575 support limiting of fees by a defined maximum per period of usage.
- The parts of ISO/TS 17575 support fees with different legal status (e.g. public tax, private toll).
- The parts of ISO/TS 17575 support differing requirements of different Toll Chargers, especially in terms of
 - geographic domain and context descriptions,
 - contents and frequency of charge reports,

- feedback to the driver (e.g. green or red light), and
- provision of additional detailed data on request, e.g. for settling of disputes.
- The parts of ISO/TS 17575 support overlapping geographic toll domains.
- The parts of ISO/TS 17575 support adaptations to changes in
 - tolled infrastructure,
 - tariffs, and
 - participating regimes.
- The parts of ISO/TS 17575 support the provision of trust guarantees by the Service Provider to the Toll Charger for the data originated from the Front End.

iTeh STANDARD PREVIEW (standards.iteh.ai)

[SIST-TS CEN ISO/TS 17575-3:2011](https://standards.iteh.ai/catalog/standards/sist/03c8a0af-dbf6-426c-a540-3dedf4e5b910/sist-ts-cen-iso-ts-17575-3-2011)

<https://standards.iteh.ai/catalog/standards/sist/03c8a0af-dbf6-426c-a540-3dedf4e5b910/sist-ts-cen-iso-ts-17575-3-2011>