



SLOVENSKI STANDARD
SIST EN 13021:2004+A1:2009
01-februar-2009

Stroji za storitve zimske službe - Varnostne zahteve

Winter service machines - Safety requirements

Maschinen für den Winterdienst - Sicherheitsanforderungen

Machines pour le service hivernal - Prescriptions de sécurité

Ta slovenski standard je istoveten z: EN 13021:2003+A1:2008

[SIST EN 13021:2004+A1:2009](https://standards.iteh.ai/catalog/standards/sist/92654292-f5ee-4014-86fd-2859948b6fc4/sist-en-13021-2004a1-2009)

<https://standards.iteh.ai/catalog/standards/sist/92654292-f5ee-4014-86fd-2859948b6fc4/sist-en-13021-2004a1-2009>

ICS:

43.160 Vozila za posebne namene Special purpose vehicles

SIST EN 13021:2004+A1:2009 **en**

iTeh STANDARD PREVIEW
(standards.iteh.ai)

[SIST EN 13021:2004+A1:2009](https://standards.iteh.ai/catalog/standards/sist/92654292-f5ee-4014-86fd-2859948b6fc4/sist-en-13021-2004a1-2009)

<https://standards.iteh.ai/catalog/standards/sist/92654292-f5ee-4014-86fd-2859948b6fc4/sist-en-13021-2004a1-2009>

EUROPEAN STANDARD
NORME EUROPÉENNE
EUROPÄISCHE NORM

EN 13021:2003+A1

December 2008

ICS 43.160

Supersedes EN 13021:2003

English Version

Winter service machines - Safety requirements

Machines pour le service hivernal - Prescriptions de
sécurité

Maschinen für den Winterdienst - Sicherheitsanforderungen

This European Standard was approved by CEN on 21 November 2002 and includes Amendment 1 approved by CEN on 9 November 2008.

CEN members are bound to comply with the CEN/CENELEC Internal Regulations which stipulate the conditions for giving this European Standard the status of a national standard without any alteration. Up-to-date lists and bibliographical references concerning such national standards may be obtained on application to the CEN Management Centre or to any CEN member.

This European Standard exists in three official versions (English, French, German). A version in any other language made by translation under the responsibility of a CEN member into its own language and notified to the CEN Management Centre has the same status as the official versions.

CEN members are the national standards bodies of Austria, Belgium, Bulgaria, Cyprus, Czech Republic, Denmark, Estonia, Finland, France, Germany, Greece, Hungary, Iceland, Ireland, Italy, Latvia, Lithuania, Luxembourg, Malta, Netherlands, Norway, Poland, Portugal, Romania, Slovakia, Slovenia, Spain, Sweden, Switzerland and United Kingdom.

ITIH STANDARD PREVIEW
(standards.iteh.ai)

<https://standards.iteh.ai/catalog/standards/sist/92654292-f5ee-4014-86fd-2859948b6fc4/sist-en-13021-2004a1-2009>







EUROPEAN COMMITTEE FOR STANDARDIZATION
COMITÉ EUROPÉEN DE NORMALISATION
EUROPÄISCHES KOMITEE FÜR NORMUNG

Management Centre: rue de Stassart, 36 B-1050 Brussels

Contents

	page
Foreword.....	4
Introduction.....	5
1 Scope	5
2 Normative references	6
3 Terms and definitions	6
4 List of significant hazards	7
5 Safety requirements and/or measures	9
5.1 Design as regards handling A1 and compatibility with the carrier vehicle A1	10
5.1.1 Attachment fittings	10
5.1.2 Locking devices	10
5.1.3 Elevating equipment.....	10
5.1.4 Slewing devices	11
5.1.5 Support equipment for machines and components	11
5.1.6 Disconnectable power and signal-transmitting systems.....	11
5.1.7 Lashing points for demountable machines	12
5.1.8 A1 Combination of carrier vehicle and machine for winter service	12
5.1.9 Provisions for transportation	12
5.1.10 Guard design A1	12
5.2 Controls	12
5.2.1 General.....	12
5.2.2 Controls for spreaders	12
5.2.3 Controls for snow clearing machines with rotary equipment.....	12
5.3 Access, walkways.....	13
5.4 Hot surfaces	13
5.5 Requirements for fluid power systems	13
5.5.1 Hydraulic systems	13
5.5.2 Pneumatic systems	13
5.6 Additional requirements on spreaders.....	13
5.6.1 Worm conveyors, chain conveyors, agitator and crushing equipment.....	13
5.6.2 Belt conveyors	14
5.6.3 Spreader distributors	14
5.6.4 Covers	14
5.7 Additional requirements for snow clearing machines with rotary equipment.....	14
5.7.1 Rotary equipment	14
5.7.2 Ejectors	15
5.7.3 Aprons	15
5.7.4 Aids for clearing snow blockage.....	15
5.7.5 Warning signs	16
5.8 Additional requirements for snow ploughs	16
5.8.1 Means on snow ploughs for reducing impact caused by driving into solid obstacles.....	16
5.8.2 Snow mist protection, snow screen	16
5.9 Marking of vehicles with attached or mounted machines for winter service.....	16
5.10 A1 Noise reduction by design	16
5.10.1 Noise reduction at source.....	16
5.10.2 Noise reduction by protective measures	17
5.10.3 Noise reduction by information.....	17
5.11 Reduction of vibration A1	17
6 Verification	17

7	Information for use	17
7.1	Operating and maintenance instructions.....	17
7.2	Spare parts list.....	18
8	Marking	19
Annex A	(informative) Terminology	20
Annex B	(informative) Truck attachment plate.....	25
Annex C	(normative) Safety guards on winter service machines.....	26
Annex D	(normative) Warning sign "Warning of danger ahead"	28
Annex ZA	(informative)  Relationship between this European Standard and the Essential Requirements of EU Directive 98/37/EC 	29
Annex ZB	(informative)  Relationship between this European Standard and the Essential Requirements of EU Directive 2006/42/EC 	30
	Bibliography	31

iTeh STANDARD PREVIEW (standards.iteh.ai)

[SIST EN 13021:2004+A1:2009](https://standards.iteh.ai/catalog/standards/sist/92654292-f5ee-4014-86fd-2859948b6fc4/sist-en-13021-2004a1-2009)

<https://standards.iteh.ai/catalog/standards/sist/92654292-f5ee-4014-86fd-2859948b6fc4/sist-en-13021-2004a1-2009>

EN 13021:2003+A1:2008 (E)**Foreword**

This document (EN 13021:2003+A1:2008) has been prepared by Technical Committee CEN/TC 151 "Construction equipment and building material machines - Safety", the secretariat of which is held by DIN.

This European Standard shall be given the status of a national standard, either by publication of an identical text or by endorsement, at the latest by June 2009, and conflicting national standards shall be withdrawn at the latest by December 2009.

This document has been prepared under a mandate given to CEN by the European Commission and the European Free Trade Association, and supports essential requirements of EU Directive(s).

This document includes Amendment 1, approved by CEN on 2008-11-09.

This document supersedes EN 13021:2003.

The start and finish of text introduced or altered by amendment is indicated in the text by tags A1 A1.

A1 For relationship with EU Directive(s), see informative Annexes ZA and ZB, which are integral parts of this document. A1

Annex A is informative and contains "Terminology", annex B is informative and shows a "Truck attachment plate", annex C is normative and contains "safety guards on winter service machines" and annex D is normative and contains "Warning sign — Warning of danger ahead".

According to the CEN/CENELEC Internal Regulations, the national standards organizations of the following countries are bound to implement this European Standard: Austria, Belgium, Bulgaria, Cyprus, Czech Republic, Denmark, Estonia, Finland, France, Germany, Greece, Hungary, Iceland, Ireland, Italy, Latvia, Lithuania, Luxembourg, Malta, Netherlands, Norway, Poland, Portugal, Romania, Slovakia, Slovenia, Spain, Sweden, Switzerland and United Kingdom.

Introduction

This European Standard is a Type C-standard as stated in ^{A1} EN ISO 12100 ^{A1}.

The machinery concerned and the extent to which hazards are covered is indicated in the scope of this standard.

^{A1} When provisions of this type C standard are different from those which are stated in type A or B standards, the provisions of this type C standard take precedence over the provisions of the other standards, for machines that have been designed and built according to the provisions of this type C standard.

The machinery concerned and the extent to which hazards, hazardous situations and events are covered are indicated in the scope of this European Standard. ^{A1}

1 Scope

This European Standard applies to winter service machines which are defined in clause 3.

This European Standard deals with all significant hazards (see clause 4) identified through a risk assessment pertinent to winter service machines when they are used as intended and under the conditions foreseen by the manufacturer. This European Standard does not deal with significant hazards associated with ^{A1} deleted text ^{A1} EMC.

(standards.iteh.ai)

This European Standard specifies the appropriate technical measures to eliminate or reduce risks arising from the significant hazards associated only with machine operation, setting and adjustments, load discharge and routine maintenance.

<https://standards.iteh.ai/catalog/standards/sist/92654292-f5ee-4014-86fd-2859948b6fc4/sist-en-13021-2004a1-2009>

Winter service machines are normally mounted on carrier vehicles (e.g. trucks, tractors, construction machinery and mobile industrial handling equipment). This European Standard does not cover requirements for the carrier vehicles even where specific modifications have been made to realise the winter service application. These requirements will be handled in directives and standards for the construction of carrier vehicles. The use of winter service machines in public road traffic is governed by national regulations.

This standard does not cover any requirements for demountable bodywork systems (e.g. demountable containers). These requirements are specified in other standards.

This European Standard does not deal with:

- machines or components which are solely designed for clearing rails such as rail sweepers or blowers;
- walker-operated and hand-held winter service machines;
- highway maintenance machines covered by ^{A1} EN 13524 ^{A1}, such as front-mounted sweepers;
- machines for the maintenance of sports grounds;
- machines for agriculture, horticulture and forestry;
- machines intended for use in potentially explosive atmospheres.

This European Standard applies to winter service machines which are manufactured after the date of approval of the standard by CEN.

EN 13021:2003+A1:2008 (E)**2 Normative references**

[A1] The following referenced documents are indispensable for the application of this document. For dated references, only the edition cited applies. For undated references, the latest edition of the referenced document (including any amendments) applies. **[A1]**

[A1] *deleted text* **[A1]**

[A1] EN 294:1992 **[A1]**, *Safety of machinery — Safety distances to prevent danger zones being reached by the upper limbs.*

[A1] *deleted text* **[A1]**

[A1] EN 620:2002 **[A1]**, *Continuous handling equipment and systems — Safety and EMC requirements for fixed belt conveyors for bulk materials*

[A1] EN 953:1997 **[A1]**, *Safety of machinery — Guards — General requirements for the design and construction of fixed and movable guards*

EN 982:1996, *Safety of machinery — Safety requirements for fluid power systems and their components — Hydraulics*

[A1] EN 983:1996 **[A1]**, *Safety of machinery — Safety requirements for fluid power systems and their components — Pneumatics*

[A1] *deleted text* **[A1]**

iTeh STANDARD PREVIEW

(standards.iteh.ai)

[A1] EN ISO 2867:2006 **[A1]**, *Earth-moving machinery — Access systems* **[A1]** ISO 2867:2006 **[A1]**

[A1] EN ISO 12100-1:2003, *Safety of machinery — Basic concepts, general principles for design — Part 1: Basic terminology, methodology (ISO 12100-1:2003)* **[A1]**

[A1] EN ISO 12100-2:2003, *Safety of machinery — Basic concepts, general principles for design — Part 2: Technical principles (ISO 12100-2:2003)* **[A1]**

[A1] EN ISO 13732-1:2008, *Ergonomics of the thermal environment — Methods for the assessment of human responses to contact with surfaces — Part 1: Hot surfaces (ISO 13732-1:2006)* **[A1]**

[A1] ISO 6750:2005 **[A1]**, *Earth-moving machinery — Operation and maintenance — Format and content of manuals*

3 Terms and definitions

[A1] For the purposes of this document, the terms and definitions given in EN ISO 12100-1:2003 and the following apply. **[A1]**

3.1**winter service machines**

machines for maintaining traffic areas free of ice and snow during the winter

3.2**snow ploughs**

machines with which snow can be cleared from traffic areas by pushing aside with a plough blade

3.3**snow removing machines with rotating tools**

machines with which snow can be removed from traffic areas by rotating means, accelerated and ejected by blower means

3.4**spreaders**

machines for defined application of substances to traffic areas to maintain or improve the skid resistance of the pavement

3.5**traffic areas**

paved areas on which there is vehicular and/or pedestrian traffic. Not included are rail tracks which are solely for rail-mounted traffic, as well as traffic areas inside buildings and underground.

3.6**demountable equipment**

equipment that may be demounted from and remounted to the carrier vehicle

3.7**operating area**

area in which the work procedures are carried out e.g. removal of snow by precutting tools, rotating plough or blower equipment

3.8**rear area**

area at the rear of the vehicle where hazards can occur due to a rearwards movement of the vehicle

3.9**reject ring**

cover having the shape of a ring or a disk which is attached to a rotating body (e.g. sideways of rotary plough tool) to provide protection against drawing-in or trapping

3.10**lashing point**

point or device (e.g. ring device) at the machine or at the demountable equipment which allows its lifting by a appropriate lifting device

ITeH STANDARD PREVIEW
(standards.iteh.ai)
SIST EN 13021:2004+A1:2009
<https://standards.iteh.ai/catalog/standards/sist/92654292-5ec-4014-86d-2859948b6fc4/sist-en-13021-2004a1-2009>

4 List of significant hazards

This clause contains all hazards and hazardous situations, as far as they are dealt with in this European Standard, identified by risk assessments significant to this type of machinery that require action to eliminate or reduce risk.

EN 13021:2003+A1:2008 (E)

Table 1

A1

	Hazards	Typical location of hazard	Relevant clauses
1	Mechanical hazards (due to: <ul style="list-style-type: none"> — shape; — relative location; — mass and stability; (potential energy of elements, which may move under the effect of gravity) — mass and velocity; (kinetic energy of elements in controlled or uncontrolled motion) — inadequacy of mechanical strength — accumulation of potential energy by: <ul style="list-style-type: none"> • elastic elements (springs); • liquids and gases under pressure; • the effect of vacuum of the machine or parts or workpieces). 		
1.1	Crushing hazards	<ul style="list-style-type: none"> — Coupling area of machines — Beneath lifting and lowering machines and machine parts — Slewing area of machines and machine parts — Worm conveyors, chain conveyors of spreaders, agitator and crushing equipment (access to inner receptacle) — Belt conveyor of spreaders — Ladders — Slewing area of ejectors 	5.1.1 5.1.3 5.1.5 5.5.1 5.5.2 5.3 5.6.2
1.2	Shearing hazard	<ul style="list-style-type: none"> — Coupling area of machines — Worm conveyors, chain conveyors of spreaders, agitator and crushing equipment (access to inner receptacle) — Slewing area of machines and machine parts — Slewing area of ejectors 	5.1.1 5.5.1 5.1.4 5.6.2
1.3	Cutting or severing hazard	<ul style="list-style-type: none"> — Spinner disc on spreaders — Beneath lifting and lowering machines and machine parts — Slewing area of machines and machine parts — Slewing area of ejectors 	5.5.3.1 5.1.3 5.1.4 5.6.2
1.4	Entanglement hazard	<ul style="list-style-type: none"> — Worm conveyors, chain conveyors of spreaders, agitator and crushing equipment — Drive and guide rollers of the belt conveyor of spreaders — Rotary tools 	5.5.1 5.5.2 5.6.1

Table 1 (continued)

Hazards		Typical location of hazard	Relevant clauses
1.5	Drawing-in or trapping hazard	<ul style="list-style-type: none"> — Drive and guide rollers of belt conveyor of spreaders — Rotary tools — Ejectors on snow clearing machines with rotary tools 	5.5.2 5.7.1 5.7.2
1.6	Impact hazard	<ul style="list-style-type: none"> — Impact caused by driving into solid obstacles with the snow plough 	5.8.1
1.7	Ejection of parts (of machinery and processed material/ workpieces)	<ul style="list-style-type: none"> — Ejection of solid objects from snow clearing machines with rotary tools 	5.6.1 5.6.3
1.8	Loss of stability(of machinery and machine parts)	<ul style="list-style-type: none"> — Supports for machines 	5.1.5
1.9	Slip, trip and fall hazards in relationship with machinery (because of their mechanical nature)	<ul style="list-style-type: none"> — Access ladders and walkways 	5.3
1.10	High pressure fluid ejection or ejection hazard	<ul style="list-style-type: none"> — Power transmission lines 	5.5.1 5.5.2
2	Thermal hazards resulting in:		
2.1	Burns, scalds and other injuries by a possible contact of persons with objects or materials with an extreme high or low temperature, by flames or explosions and also by the radiation of heat sources	<ul style="list-style-type: none"> — Workstations on machines powered by internal combustion engines 	5.4
3	Hazards generated by materials and substances (and their constituent elements) processed or used by the machinery		
3.1	hazards resulting from contact with or inhalation of harmful fluids, gases, mists, fumes and dusts	<ul style="list-style-type: none"> — Sprinkle area of thawing solutions 	6.1
4	Hazards generated by neglecting ergonomic principles in machinery design as e.g. hazards from:		
4.1	unhealthy postures or excessive efforts	<ul style="list-style-type: none"> — Slewable spreader distributors 	5.5.3.2
4.2	mental overload or underload, stress etc.	<ul style="list-style-type: none"> — Covering of the windscreen with powder of snow when using snow ploughs 	5.7.2 5.8.2
5	Hazards generated by noise, resulting in:		
5.1	Hearing loss (deafness), other physiological disorders (e.g. loss of balance, loss of awareness)		5.10
5.2	Interference with speech communication, acoustic signals etc.		5.10
6	Hazards generated by vibration		
6.1	Whole body vibration, particularly when combined with poor postures		5.11

A1

5 Safety requirements and/or measures

The machines shall comply with the safety requirements and / or measures of this clause. In addition the machines shall be designed to comply with the requirements of **A1** EN ISO 12100 **A1** for hazards that are significant but not dealt with, and for those that are relevant but not significant and therefore are not dealt with in this standard.

EN 13021:2003+A1:2008 (E)

For the application of the reference standards A_1 EN ISO 13732-1 A_1 , EN 953, EN 982 and EN 983 which are used in this standard, the manufacturer shall carry out an adequate risk assessment relating to those requirements for which a special safety measure or -category is necessary.

NOTE This specific risk assessment should be part of the general risk assessment relating to the hazards not covered by this standard.

Where the means of reducing the risk is by a safe system of operating the machinery, the manufacturer shall include in the information for use details of the system and of the elements of training required by the operating personnel.

5.1 Design as regards handling A_1 and compatibility with the carrier vehicle A_1 **5.1.1 Attachment fittings**

Attachment fittings on winter service machines shall be designed so that during the actual coupling and de-coupling action nobody is required to be in the hazard zone between the components concerned.

NOTE This requirement can be satisfied by attachment fittings designed in conformity with annex B (for front fittings by adapter plates), or with ISO 730-1 in conjunction with ISO 11001 (for front and rear attachments respectively using three-point linkage).

5.1.2 Locking devices

Mechanical locking devices shall be designed to have positive engagement and to be connected with the machine so that they can not be lost.

5.1.3 Elevating equipment

a) Elevating equipment shall be constructed or designed so that during intended use any lowering of the load¹⁾ is prevented.

This requirement shall be achieved for example by the provision of:

- check valves or similar functions within the control valves of hydraulic or pneumatic lifting equipment; or,
- self-locking actuators or automatically engaging latches in arrangement with a ratchet wheel for mechanical winches; or,
- control valves as reverse-flow prevention mechanism. Non-return valves (burst pipe protection) mounted directly on the lifting cylinder are not necessary unless workmen have to move underneath raised or tilted machine components as part of working procedure²⁾; or,
- other locking devices conforming to 5.1.2.

b) If persons have to enter beneath elevated machines or machine components when used as intended and under conditions foreseen by the manufacturer (e.g. maintenance, clearing, inspection) it is necessary to prevent unintended lowering of the elevated parts by providing safeguards, for example, by:

- automatically engaging mechanical locking devices; or
- pilot check valves integrated into the lifting cylinder; or

¹⁾ Accidental lowering is when a load runs back or descends because of an interruption or an irregularity in the energy supply.

²⁾ The term "as part of working procedure" does not cover repair work.