

---

---

**Carbonaceous materials used in the  
production of aluminium — Baked  
anodes — Determination of the reactivity to  
carbon dioxide —**

Part 1:

**Loss in mass method**

iTeh STANDARD PREVIEW  
(standards.iteh.ai)

*Produits carbonés utilisés pour la production de l'aluminium — Anodes  
cuites — Détermination de la réactivité au dioxyde de carbone —*

*Partie 1: Méthode par perte de masse*

<https://standards.iteh.ai/catalog/standards/sist/a4c8c595-bb2f-4280-8894-7b2ba061f6d1/iso-12988-1-2000>



**PDF disclaimer**

This PDF file may contain embedded typefaces. In accordance with Adobe's licensing policy, this file may be printed or viewed but shall not be edited unless the typefaces which are embedded are licensed to and installed on the computer performing the editing. In downloading this file, parties accept therein the responsibility of not infringing Adobe's licensing policy. The ISO Central Secretariat accepts no liability in this area.

Adobe is a trademark of Adobe Systems Incorporated.

Details of the software products used to create this PDF file can be found in the General Info relative to the file; the PDF-creation parameters were optimized for printing. Every care has been taken to ensure that the file is suitable for use by ISO member bodies. In the unlikely event that a problem relating to it is found, please inform the Central Secretariat at the address given below.

**iTeh STANDARD PREVIEW**  
**(standards.iteh.ai)**

[ISO 12988-1:2000](https://standards.iteh.ai/catalog/standards/sist/a4c8c595-bb2f-4280-8894-7b2ba061f6d1/iso-12988-1-2000)

<https://standards.iteh.ai/catalog/standards/sist/a4c8c595-bb2f-4280-8894-7b2ba061f6d1/iso-12988-1-2000>

© ISO 2000

All rights reserved. Unless otherwise specified, no part of this publication may be reproduced or utilized in any form or by any means, electronic or mechanical, including photocopying and microfilm, without permission in writing from either ISO at the address below or ISO's member body in the country of the requester.

ISO copyright office  
Case postale 56 • CH-1211 Geneva 20  
Tel. + 41 22 749 01 11  
Fax + 41 22 734 10 79  
E-mail [copyright@iso.ch](mailto:copyright@iso.ch)  
Web [www.iso.ch](http://www.iso.ch)

Printed in Switzerland

## Foreword

ISO (the International Organization for Standardization) is a worldwide federation of national standards bodies (ISO member bodies). The work of preparing International Standards is normally carried out through ISO technical committees. Each member body interested in a subject for which a technical committee has been established has the right to be represented on that committee. International organizations, governmental and non-governmental, in liaison with ISO, also take part in the work. ISO collaborates closely with the International Electrotechnical Commission (IEC) on all matters of electrotechnical standardization.

International Standards are drafted in accordance with the rules given in the ISO/IEC Directives, Part 3.

Draft International Standards adopted by the technical committees are circulated to the member bodies for voting. Publication as an International Standard requires approval by at least 75 % of the member bodies casting a vote.

Attention is drawn to the possibility that some of the elements of this part of ISO 12988 may be the subject of patent rights. ISO shall not be held responsible for identifying any or all such patent rights.

International Standard ISO 12988-1 was prepared by Technical Committee ISO/TC 47, *Chemistry*, Subcommittee SC 7, *Aluminium oxide, cryolite, aluminium fluoride, sodium fluoride, carbonaceous products for the aluminium industry*.

ISO 12988 consists of the following parts, under the general title *Carbonaceous materials used in the production of aluminium — Baked anodes — Determination of the reactivity to carbon dioxide*:

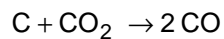
— Part 1: *Loss in mass method*

[ISO 12988-1:2000](https://standards.iteh.ai/catalog/standards/sist/a4c8c595-bb2f-4280-8894-762ba061f6d1/iso-12988-1-2000)

A thermogravimetric method will be the subject of a future part 2 to ISO 12988.

## Introduction

Carbon reacts with carbon dioxide according to the following equation:



The loss of anode material from reaction with  $\text{CO}_2$  under certain constant conditions, as well as the mass of the remaining specimen and of the dust resulting from selective burning, are of importance in predicting the behaviour of the anodes in the electrolysis cell.

## iTeh STANDARD PREVIEW (standards.iteh.ai)

[ISO 12988-1:2000](https://standards.iteh.ai/catalog/standards/sist/a4c8c595-bb2f-4280-8894-7b2ba061f6d1/iso-12988-1-2000)

<https://standards.iteh.ai/catalog/standards/sist/a4c8c595-bb2f-4280-8894-7b2ba061f6d1/iso-12988-1-2000>

# Carbonaceous materials used in the production of aluminium — Baked anodes — Determination of the reactivity to carbon dioxide —

## Part 1: Loss in mass method

### 1 Scope

This part of ISO 12988 specifies a loss in mass method for the determination of the reactivity of carbonaceous products to carbon dioxide. This method was developed especially for baked anodes used in the production of aluminium.

### 2 Normative references

The following normative documents contain provisions which, through reference in this text, constitute provisions of this part of ISO 12988. For dated references, subsequent amendments to, or revisions of, any of these publications do not apply. However, parties to agreements based on this part of ISO 12988 are encouraged to investigate the possibility of applying the most recent editions of the normative documents indicated below. For undated references, the latest edition of the normative document referred to applies. Members of ISO and IEC maintain registers of currently valid International Standards.

ISO 8007-2:1999, *Carbonaceous materials used in the production of aluminium — Sampling plans and sampling from individual units — Part 2: Prebaked anodes.*

IEC 60584-2, *Thermocouples — Part 2: Tolerances.*

### 3 Principle

A baked test cylinder is placed in a furnace purged with carbon dioxide, CO<sub>2</sub>, at a temperature of 960 °C for 7 h. The loss in mass is determined and the dust produced is measured using a tumbling-apparatus. The residual body of the test cylinder, called the unreacted residue, is weighed and all results calculated in mass percent.

### 4 Reagent

**4.1 Carbon dioxide**, (CO<sub>2</sub>) having a minimum purity of 99,5 % by volume and impurities of

- N<sub>2</sub> + Ar < 0,5 % by volume,
- H<sub>2</sub>O < 150 mg/m<sup>3</sup>.

## 5 Apparatus

A diagram showing a typical apparatus in accordance with specifications is shown in Figure 1.

Normal ordinary apparatus and in particular the following:

**5.1 Muffle furnace**, having the dimensions given in Figure 2 with a vertical, single-zone tube ensuring good, vertical temperature distribution and capable of heating to a maximum temperature of at least 1 000 °C as well as maintaining the temperature at  $(960 \pm 2)$  °C.

**5.2 Sample holder**, made of heat-resistant steel to support the two test specimens in the centre of the furnace with a collection plate incorporated for catching dust falling from the specimens.

An appropriate test arrangement is shown in Figure 3.

**5.3 Temperature controller**, consisting of a two-point temperature PID controller with a set value adjuster (adjustment error  $< 0,5$  %) and with a digital temperature display.

**5.4 Gas-flow meter and pressure control**, consisting of a gas-flow meter calibrated for CO<sub>2</sub> gas and a manometer. The CO<sub>2</sub> gas-flow meter ( $p = 0,1$  MPa) having a full-scale flow rate of 250 l/h, shall be accurate to  $\pm 4$  %. The gas pressure is adjusted using a valve to obtain the regular value, 0,2 MPa, which shall be controlled by a manometer. The full scale of the manometer shall be 0 MPa to 1 MPa. It shall be capable of introducing CO<sub>2</sub> into the muffle furnace and of keeping the gas-flow constant by less than  $\pm 3$  % for the duration of the test.

**5.5 Thermocouple**, chromel-alumel, K-type, accurate to better than 0,75 % in accordance with IEC 60584-2, having a 2,8 mm diameter with a minimum length of 400 mm.

The distance between the upper surface of the anode and the thermocouple shield shall be  $(10 \pm 0,5)$  mm.

**5.6 Alumina tube**, covering the gas inlet tube (see Figure 1) at the bottom of the furnace and for preheating the gas.

**5.7 Tumbling-apparatus**, having the following components and assembled as shown in Figure 4.

**5.7.1 Electric motor**, 90 r/min, 220 V or 110 V, 50/60 Hz.

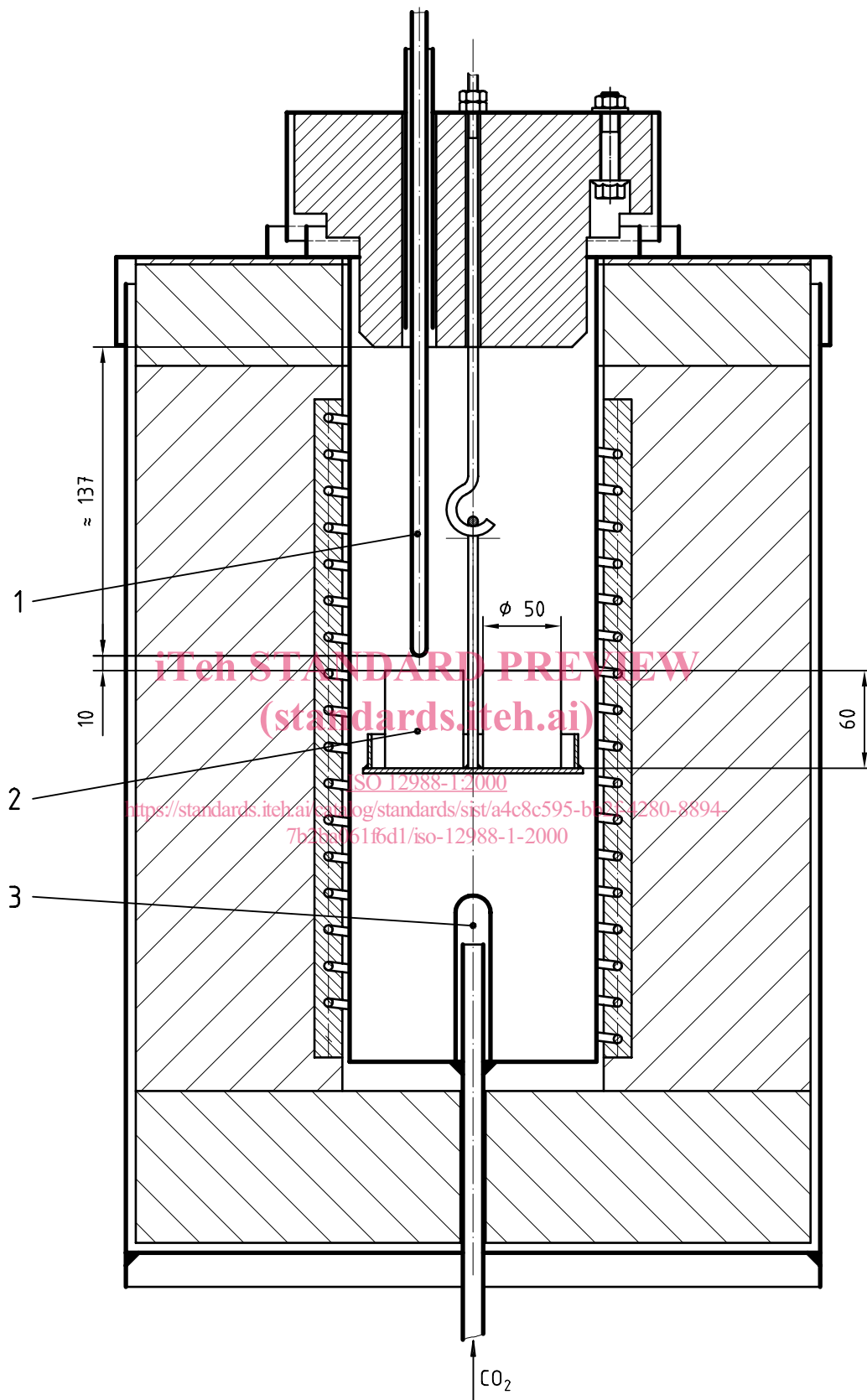
**5.7.2 Two steel cylindrical chambers**, with the following dimensions:

— internal diameter: 68 mm;

— internal height: 120 mm.

**5.7.3 50 steel balls**, per chamber (5.7.2), of approximately 6 mm diameter.

**5.7.4 Sieve**, of 4 mm aperture and pan.



**Key**

- 1 Thermocouple
- 2 Test specimen
- 3 Preheater with alumina tube

**Figure 1 — Schema of apparatus assembly**

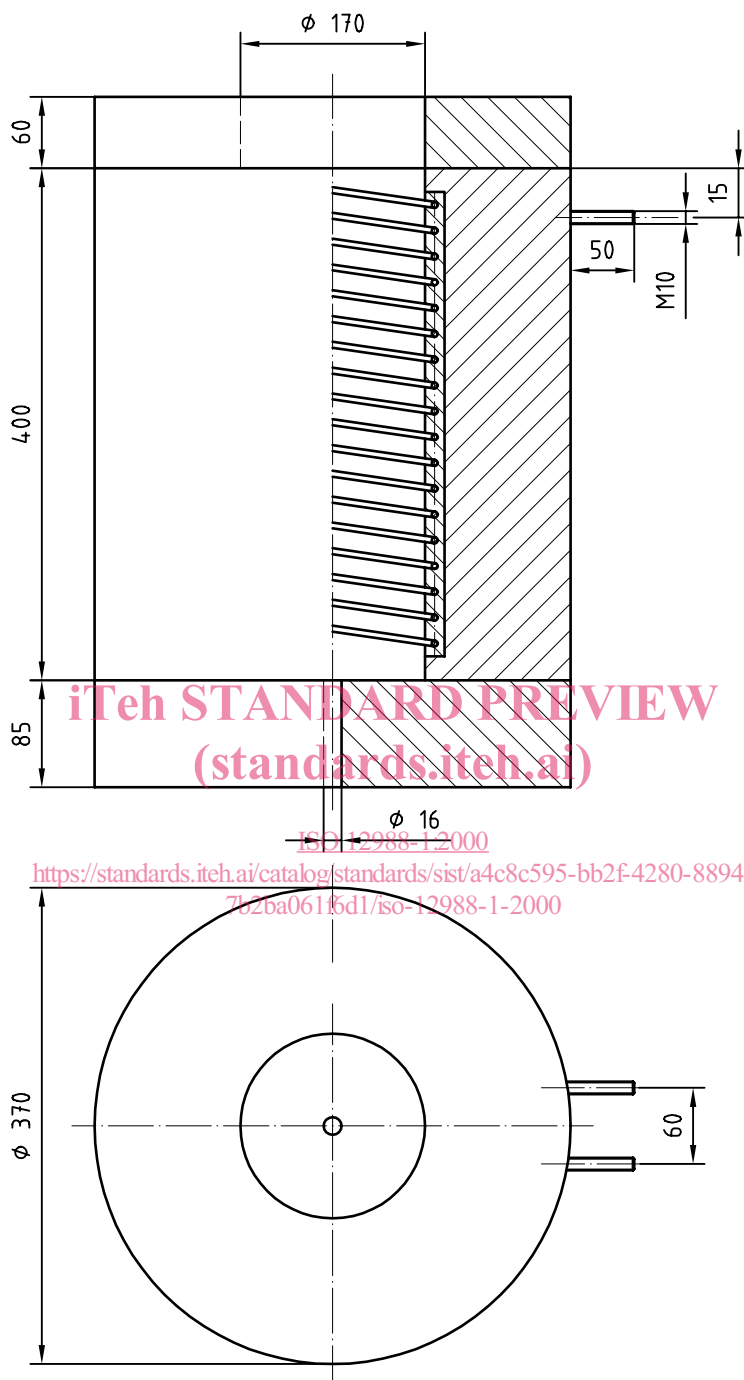


Figure 2 — Dimensions of typical muffle furnace



Dimensions in millimetres

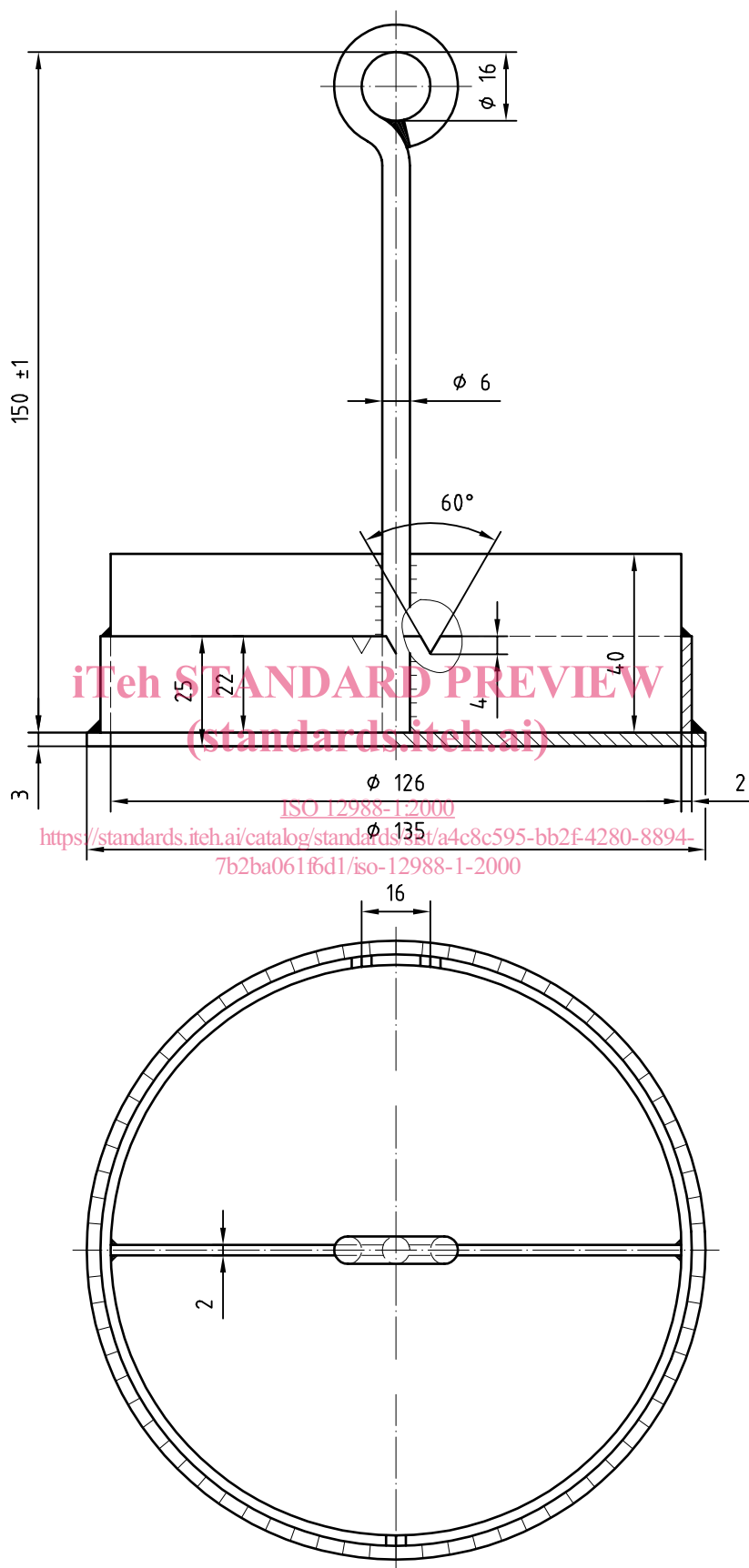


Figure 3 — Example of an arrangement for the determination of the reactivity of the anodes to CO<sub>2</sub>