



**SLOVENSKI STANDARD**  
**kSIST FprEN 1906:2009**  
**01-november-2009**

---

**Stavbno okovje - Kljuge in bunke - Zahteve in preskusne metode**

Building hardware - Lever handles and knob furniture - Requirements and test methods

Schlösser und Baubeschläge - Türdrücker und Türknäufe - Anforderungen und Prüfverfahren

Quincaillerie pour le bâtiment - Béquilles et boutons de porte - Exigences et méthodes d'essai

**ITeH STANDARD PREVIEW**  
**(standards.iteh.ai)**

Ta slovenski standard je istoveten z: **FprEN 1906**  
SIST EN 1906:2010  
<https://standards.iteh.ai/catalog/standards/sis/54562962-3051-459e-bc8d-b7120ace1ebc/sist-en-1906-2010>

---

**ICS:**

91.190            Stavbna oprema            Building accessories

**kSIST FprEN 1906:2009**            **en,fr,de**

**iTeh STANDARD PREVIEW**  
**(standards.iteh.ai)**

SIST EN 1906:2010

<https://standards.iteh.ai/catalog/standards/sist/54362962-3051-459e-bc8d-b7120ace1ebc/sist-en-1906-2010>

EUROPEAN STANDARD  
NORME EUROPÉENNE  
EUROPÄISCHE NORM

**FINAL DRAFT**  
**FprEN 1906**

September 2009

ICS 91.190

Will supersede EN 1906:2002

English Version

## Building hardware - Lever handles and knob furniture - Requirements and test methods

Quincaillerie pour le bâtiment - Béquilles et boutons de  
porte - Exigences et méthodes d'essai

Schlösser und Baubeschläge - Türdrücker und Türkäufe -  
Anforderungen und Prüfverfahren

This draft European Standard is submitted to CEN members for unique acceptance procedure. It has been drawn up by the Technical Committee CEN/TC 33.

If this draft becomes a European Standard, CEN members are bound to comply with the CEN/CENELEC Internal Regulations which stipulate the conditions for giving this European Standard the status of a national standard without any alteration.

This draft European Standard was established by CEN in three official versions (English, French, German). A version in any other language made by translation under the responsibility of a CEN member into its own language and notified to the CEN Management Centre has the same status as the official versions.

CEN members are the national standards bodies of Austria, Belgium, Bulgaria, Cyprus, Czech Republic, Denmark, Estonia, Finland, France, Germany, Greece, Hungary, Iceland, Ireland, Italy, Latvia, Lithuania, Luxembourg, Malta, Netherlands, Norway, Poland, Portugal, Romania, Slovakia, Slovenia, Spain, Sweden, Switzerland and United Kingdom.

<https://standards.iteh.ai/catalog/standards/sist/54362962-3051-459e-bc8d-b7120ace1ebc/sist-en-1906-2010>

**Warning** : This document is not a European Standard. It is distributed for review and comments. It is subject to change without notice and shall not be referred to as a European Standard.



EUROPEAN COMMITTEE FOR STANDARDIZATION  
COMITÉ EUROPÉEN DE NORMALISATION  
EUROPÄISCHES KOMITEE FÜR NORMUNG

**Management Centre: Avenue Marnix 17, B-1000 Brussels**

## Contents

Page

Foreword .....	4
1 Scope.....	5
2 Normative references .....	5
3 Terms and definitions.....	5
4 Classification .....	10
4.1 Coding system .....	10
4.1.1 General.....	10
4.1.2 Category of use (first digit) .....	10
4.1.3 Durability (second digit).....	10
4.1.4 Door mass (third digit).....	10
4.1.5 Fire resistance (fourth digit) .....	10
4.1.6 Safety (fifth digit).....	10
4.1.7 Corrosion resistance (sixth digit).....	11
4.1.8 Security (seventh digit) .....	11
4.1.9 Type of operation (eighth digit) .....	11
4.2 Example of classification .....	11
5 Requirements .....	12
5.1 General.....	12
5.2 Check of spindle and fastening elements .....	13
5.3 Rotational torque strength.....	14
5.4 Axial strength of lock furniture or latch furniture and fixing.....	14
5.5 Free play and safety .....	14
5.5.1 Requirement for free play .....	14
5.5.2 Safety requirements.....	14
5.6 Free angular movement or misalignment.....	14
5.7 Torque of return mechanism .....	15
5.7.1 General.....	15
5.7.2 Unsprung and spring-assisted lever handles .....	15
5.7.3 Unsprung knobs.....	15
5.7.4 Spring-loaded lever handles or knobs.....	15
5.8 Durability of mechanism .....	15
5.9 Repeat test of axial strength of lock or latch furniture and methods of fixing.....	15
5.10 Repeat test of free play measurement .....	15
5.11 Repeat test of measurement of free angular movement or misalignment.....	16
5.12 Repeat test of torque of return mechanism .....	16
5.13 Axial strength for safety furniture (optional) .....	16
5.14 Corrosion resistance .....	16
6 Tests - Sequence and test.....	16
6.1 Test sequence .....	16
6.2 Test apparatus.....	17
6.2.1 Fixing to a test block (see Figures B.1 and B.2) .....	17
6.2.2 Apparatus for strength tests.....	17
6.2.3 Apparatus for endurance test.....	18
7 Test methods .....	19
7.1 General.....	19
7.2 Acceptance conditions.....	19
7.3 Performance tests.....	20
7.3.1 Check of spindle and fastening elements (Test 1) .....	20

7.3.2	Axial strength of lock or latch furniture and fastening elements (Test 2) .....	20
7.3.3	Free play and safety (Test 3).....	20
7.3.4	Free angular movement or misalignment (Test 4).....	20
7.3.5	Torque of return mechanism (Test 5) .....	21
7.3.6	Durability of mechanism (Test 6) .....	21
7.3.7	Repeat test of axial strength and methods of fastening (Test 7).....	22
7.3.8	Repeat check of free play (Test 8).....	22
7.3.9	Repeat measurement of free angular movement (Test 9).....	22
7.3.10	Repeat test of torque of return mechanism (Test 10) .....	22
7.3.11	Axial strength and method of fastening of special safety furniture (Test 11 - optional) .....	22
7.3.12	Rotational strength (Test 12) .....	23
7.4	Corrosion resistance (Test 13) .....	23
8	Marking .....	23
<b>Annex A (normative) Requirements for security lock furniture for use on burglary resistant doors .....</b>		
		<b>24</b>
A.1	Introduction .....	24
A.2	Requirements .....	24
A.2.1	Design requirements .....	24
A.2.2	Performance requirements .....	25
A.3	Test methods.....	25
A.3.1	Test parameters .....	25
A.3.2	Pre-checks (Test A.1).....	26
A.3.3	Plate strength (Test A.2).....	26
A.3.4	Strength of fastening elements (Test A.3).....	27
A.3.5	Resistance to attack by drilling (Test A.4).....	27
A.3.6	Resistance to attack by chisel (Test A.5).....	27
A.3.7	Strength of plug protection plate (if fitted) (Test A.6).....	29
A.4	Classification .....	29
A.5	Marking .....	29
A.6	Fixing instructions .....	29
<b>Annex B (informative) Test apparatus illustrations .....</b>		
		<b>30</b>
<b>Annex C (normative) Requirements for lock and latch furniture for use on smoke control and fire resistant door assemblies.....</b>		
		<b>42</b>
C.1	General.....	42
C.2	Classification for smoke control and fire resistant Grades A, B and C .....	42
C.3	Additional requirements for fire resistance classification Grade C with fire proof core.....	43
C.4	Tests.....	44
C.4.1	Fire resistance.....	44
C.4.2	Smoke control .....	44
C.5	Test report .....	44
<b>Annex D (informative) Flow charts of test procedures.....</b>		
		<b>45</b>
<b>Bibliography .....</b>		
		<b>46</b>

**FprEN 1906:2009 (E)****Foreword**

This document (FprEN 1906:2009) has been prepared by Technical Committee CEN/TC 33 "Doors, windows, shutters, building hardware and curtain walling", the secretariat of which is held by AFNOR.

This document is currently submitted to the Unique Acceptance Procedure.

This document will supersede EN 1906:2002.

Contribution to the preparation of this standard has been made from the European manufacturer's organisation "ARGE".

This document is part of a series of European Standards dedicated to building hardware products.

Compliance of a set of locks or latch furniture with this European Standard conforms to requirements in normal use for safety in use and for safety in case of fire.

In this document, Annexes A and C are normative and Annexes B and D are informative.

Normative and informative annexes to this document are indicated in the contents.

Compliance with this European Standard ensures a margin of strength in excess of that needed for normal operation. Additional requirements are necessary for special safety furniture which is for use in situations where there is a high risk of failure. Since special safety furniture is not essential in every situation, this European Standard provides additional safety requirements (see 5.13) which are only necessary when the manufacturer claims that the safety furniture conforms to these requirements.

This document states five grades of security. Grade 0 in accordance with requirements specified in the main part of this document. Grades 1 to 4 are specified in accordance with requirements for security lock furniture for use on burglary resistant doors (see Annex A). These additional security requirements are necessary only when the manufacturer claims that products have a high level of security, which is not essential in every situation.

The suitability of lock or latch furniture for use on fire/smoke door assemblies is determined by fire performance tests in addition to the performance tests specified by this standard. Since suitability for use on fire/smoke door assemblies is not essential in every situation, the manufacturer has the option of stating whether the furniture is claimed to conform to these additional requirements or not. If so stated the additional requirements given in Annex C are necessary.

Annex C refers to all kinds of lock or latch furniture for use on fire/smoke door assemblies, and their use on single leaf or double leaf doors.

A product conforming to this standard can also be part of an exit device in accordance with EN 179.

In order to claim conformance to EN 1906 all requirements of Table 1 – Main test parameters, have to be declared.

## 1 Scope

This document specifies test methods and requirements for spindle and fastening elements, operating torques, permissible free play and safety, free angular movement and misalignment, durability, static strength and corrosion resistance for sprung and unsprung lever handles, knobs for doors, push pads and similar in combination with backplates or roses operating latches.

This document is applicable only to lever handles and knobs that operate a latch or a lock and other devices.

It specifies four categories of use according to frequency and other conditions of use.

## 2 Normative references

The following referenced documents are indispensable for the application of this document. For dated references, only the edition cited applies. For undated references, the latest edition of the referenced document (including any amendments) applies.

EN 314-2, *Plywood — Bonding Quality — Part 2: Requirements*

EN 1634-1, *Fire resistance and smoke control tests for door, shutter and openable window assemblies and elements of building hardware — Part 1: Fire resistance tests for doors, shutters and openable windows*

EN 1634-2, *Fire resistance and smoke control tests for door, shutter and openable window assemblies and elements of building hardware — Part 2: Fire resistance characterisation test for elements of building hardware*

EN 1634-3, *Fire resistance and smoke control tests for door and shutter assemblies, openable windows and elements of building hardware — Part 3: Smoke control test for door and shutter assemblies*

EN 1670, *Building hardware — Corrosion resistance — Requirements and test methods*

ISO 10899, *High-speed steel two-flute twist drills — Technical specifications*

EN ISO/IEC 17025, *General requirements for the competence of testing and calibration laboratories (ISO/IEC 17025:2005)*

## 3 Terms and definitions

For the purposes of this document, the following terms and definitions apply.

### 3.1

#### **backplate**

element generally, but not essentially, approximately rectangular in plan whose purpose is, firstly, functional to provide a bearing for the rotation of a door lever handle or knob and the means of attachment to the door and, secondly, decorative as a trim plate to cover holes provided in the door for the passage of spindles, keys or lock cylinders

NOTE e.g. in Figure 1a

**FprEN 1906:2009 (E)****3.2****baseplate**

component of an assembly of two parts that fit together to form a backplate or rose, which provides the bearing and means of fixing the assembly to the door

NOTE e.g. in Figure 1b

**3.3****door furniture**

combination of lever handles or knobs on backplates or roses for the purpose of operating latches or locks

**3.4****door knob**

fixed or rotatable operating element, usually designed to be circular in plan, but which may be non-circular with a maximum offset of 75 mm from its axis of rotation, which engages a spindle passing through the door; the spindle then operating a latch mechanism when rotated, so that the latch bolt is withdrawn to unlatch the door, or alternatively, is fixed against rotation and is used to pull the door to the closed position and thereby relatch the door

NOTE e.g. in Figure 2

**3.5****door lever handle**

rotatable operating element designed as a lever with length, from its axis of rotation to its free end, which exceeds 75 mm and which engages a spindle passing through a door

**3.6****emergency release**

facility provided on the external plate that enables the door to be opened in case of emergency

NOTE e.g. in Figure 3  
<https://standards.iteh.ai/catalog/standards/sist/54362962-3051-459e-bc8d-b7120ace1ebc/sist-en-1906-2010>

**3.7****set of door furniture**

two lever handles or knobs with two lockplates or latchplates or, alternatively, roses and escutcheons and complete with a spindle and fastening elements to operate the latch

**3.8****entrance set**

set with a lever handle on the one side of the door and a fixed knob or bar or no handle on the other

**3.9****fire protection inlay**

metal sheet inlay under the escutcheon and in the lever handle, which prevents fire going through after melting of the cover or escutcheon

NOTE Materials with a melting point higher than 1000 °C are used.

**3.10****fireproof core**

fireproof material (typically steel) inside lever handle which enables the handle function to remain operable after a fire

**3.11****escutcheon**

surround with a shaped hole to accommodate a key or a lock cylinder, with or without a pivoted cover plate, intended primarily to protect the door leaf from abrasion damage caused by keys



NOTE e.g. in Figure 2

### 3.12

#### **external plate**

backplate or rose that is fitted on the external face of a door

NOTE e.g. in Figure 3

### 3.13

#### **fixed spindle system**

system in which the spindle is fastened to both lever handles or both knobs of a lockset or latchset often without any additional fixing of the handles or knobs to the backplates or roses, which enables rotation of the follower of the lock or latch to withdraw the latch bolt, and which enables adaptation for different thicknesses of doors, connects the lever handle or knob to the spindle and transmits imposed axial pulling forces to the opposite face of the door

### 3.14

#### **floating spindle system**

system in which the spindle is not attached to either of the lever handles or knobs of a lockset or latchset but has additional fixing of the lever handles or knobs to the backplates or roses, which enables rotation of the follower of the lock or latch to withdraw the latchbolt and which enables adaptation for different thicknesses of doors

NOTE This system does not transmit imposed axial pulling forces to the opposite face of the door.

### 3.15

#### **radial split spindle system**

system in which the spindle is split across radial X-section which is normal to its axis of normal operation including door furniture spindle suitable for emergency exit-entrance door locks

### 3.16

#### **half set**

single lever or knob attached to a plate or rose which enables operation of the lock or latch from one side of the door only

### 3.17

#### **indicator**

device that is visible from the exterior of the door to indicate whether the door is locked or unlocked

### 3.18

#### **internal plate**

backplate or rose that is fitted on the internal face of a door

NOTE e.g. in Figure 3

### 3.19

#### **latchplate**

backplate adapted for use with a latch and having no keyhole or cylinder aperture

### 3.20

#### **lockplate – cylinder**

backplate having a cylinder aperture for use with a cylinder

### 3.21

#### **cylinder protection plate**

plate whose function is to protect the cylinder plug and its components against violent attack

**FprEN 1906:2009 (E)****3.22****rose**

element generally circular, but which may have equi-axial or approximately equi-axial shapes such as square or octagonal, that otherwise has the same features as a backplate

NOTE e.g. in Figure 2

**3.23****security furniture**

device which provides added resistance to the lock and/or cylinder against physical attack

**3.24****set of mortice latch furniture**

two door lever handles or knobs with two latchplates or roses and complete with a spindle and fastening elements

**3.25****set of mortice lock furniture**

two door lever handles or knobs with two lockplates or, alternatively, roses and escutcheons complete with a spindle and fastening elements

NOTE e.g. in Figure 2

**3.26****special safety furniture**

furniture where the strength of the fixing of the lever, lever handle or knob to the backplate and/or spindle and the strength of the fixing of the backplate to the door combine to provide a robust attachment to withstand a heavy force in any direction of removing the lever, lever handle or knob from the door

**3.27****spindle**

bar, usually square in cross-section, that engages with a follower

[SIST EN 1906:2010](https://standards.iteh.ai/catalog/standards/sist/54362962-3051-459e-bc8d-)

<https://standards.iteh.ai/catalog/standards/sist/54362962-3051-459e-bc8d->

**3.28****spring-assisted furniture**

lever handle or knob furniture, usually exceptionally heavy in design, that incorporates a spring which assists the return of the handle to its intended "at-rest" position but which may not necessarily have sufficient torque to return it fully

NOTE For exceptionally heavy lever handles it is difficult to design springs that have sufficient torque to return the handles and also have an adequate working life. For reasons relating to designs of springs, the operating angle of such lever handles is usually restricted to 40°, and they are used with latches whose bolts retract fully at this angle of operation. When in use the combined action of the lever handle spring and the latch spring is sufficient to return the lever handle to its intended "at-rest" position.

**3.29****spring-loaded furniture**

door furniture that incorporates a spring which fully returns the lever handle or knob to its intended "at-rest" position after operating the latch

NOTE Spring-loaded furniture frequently includes an internal stop to prevent rotation beyond the intended "at-rest" position, but this feature is not essential if the furniture is used with a latch mechanism incorporating its own stop.

**3.30****thumb turn**

small T-handle, knob or other handle fitted on the internal plate of a set of bathroom lock furniture that operates a lock deadbolt to provide privacy rather than high security

NOTE e.g. in Figure 3

**3.31**

**trim plate**

component of an assembly of two parts that fit together to form a backplate or rose which is fastened to the baseplate as a decorative cover

NOTE e.g. in Figure 1b

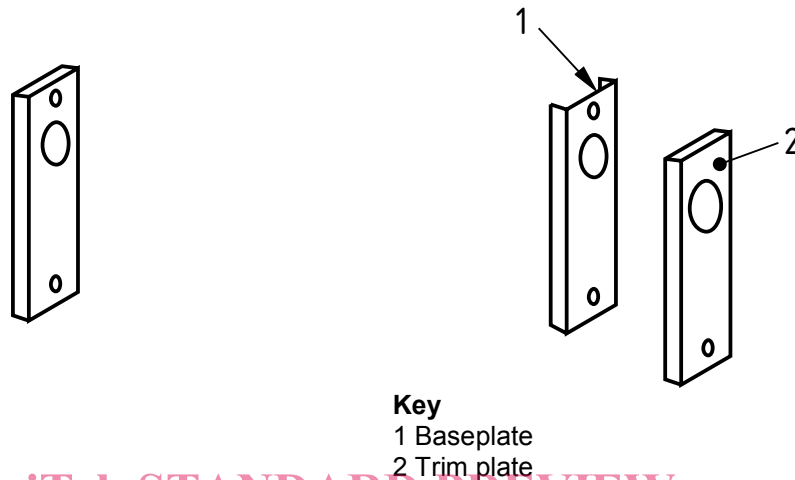
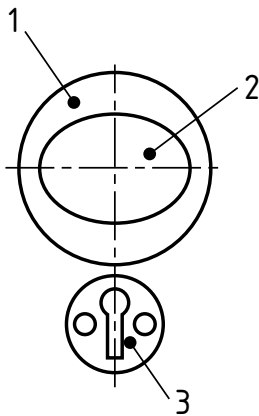


Figure 1a — One part backplate

Figure 1b — Two part backplate

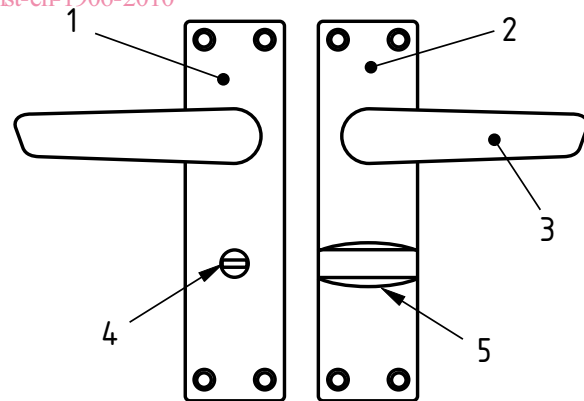
Figure 1 — Illustrations of backplates

SIST EN 1906:2010  
<https://standards.iteh.ai/catalog/standards/sist/54362962-3051-459e-bc8d-b7120ace1ebc/sist-en-1906-2010>



**Key**  
 1 Rose  
 2 Door knob  
 3 Escutcheon

Figure 2 — Set of lock furniture



**Key**  
 1 External plate  
 2 Internal plate  
 3 Lever handle  
 4 Emergency release  
 5 Thumb turn

Figure 3 — Bathroom lockset

**FprEN 1906:2009 (E)****4 Classification****4.1 Coding system****4.1.1 General**

For the purpose of document, lever handles and knobs for doors on backplates or roses shall be classified in accordance with the eight digit coding system specified in 4.1.2 to 4.1.9.

**4.1.2 Category of use (first digit)**

Four grades are identified:

- grade 1: medium frequency of use by people with a high incentive to exercise care and with a small chance of misuse, e.g. internal residential doors;
- grade 2: medium frequency of use by people with some incentive to exercise care but where there is some chance of misuse, e.g. internal office doors;
- grade 3: high frequency of use by public or others with little incentive to exercise care and with a high chance of misuse, e.g. public office doors;
- grade 4: high frequency of use on doors which are subject to frequent violent usage, e.g. football stadiums, offshore installations (oil rigs), barracks, public toilets, etc.

**4.1.3 Durability (second digit)**

Two grades of durability are identified:

- grade 6: medium frequency of use: 100 000 cycles;
- grade 7: high frequency of use: 200 000 cycles.

**4.1.4 Door mass (third digit)**

No classification.

**4.1.5 Fire resistance (fourth digit)**

Four grades of fire resistance are identified:

- grade 0: no performance determined;
- grade A: for use on smoke control door assemblies;
- grade B: for use on smoke control and fire resistance door assemblies;
- grade C: for use on smoke control and fire resistance door assemblies with requirements for special core in the handle/knob.

NOTE See Annex C.

**4.1.6 Safety (fifth digit)**

Two grades of safety are identified:

- grade 0: normal use;
- grade 1: safety applications.

NOTE Standard furniture should conform to 5.1 to 5.12. Safety furniture should conform to 5.1 to 5.13.

#### 4.1.7 Corrosion resistance (sixth digit)

Six grades of corrosion resistance are identified in accordance with EN 1670 as follows:

- grade 0: no performance determined;
- grade 1: mild resistance;
- grade 2: moderate resistance;
- grade 3: high resistance;
- grade 4: very high resistance;
- grade 5: extremely high resistance.

#### 4.1.8 Security (seventh digit)

Five grades of security are identified:

- grade 0: no performance determined;
- grade 1: mild burglary resistance;
- grade 2: moderate burglary resistance;
- grade 3: high burglary resistance;
- grade 4: extra high burglary resistance.

Grades 1, 2, 3 and 4 are determined in accordance with the requirements and optional tests of Annex A.

#### 4.1.9 Type of operation (eighth digit)

Three types of operation are identified:

- type A: spring-assisted furniture;
- type B: spring-loaded furniture;
- type U: unsprung furniture.

#### 4.2 Example of classification

1	6	—	0	0	1	0	U
---	---	---	---	---	---	---	---

This classification example denotes furniture for use by people with a high incentive to use care in a domestic situation, with durability grade 6 for medium frequency of use. There is no classification for