
AUj bY`d`cý Y!`8 YZbJWYžnU Hřj Y`b`dfYg_i gbY`a YrcXY

Gypsum plasterboards - Definitions, requirements and test methods

Gipsplatten - Begriffe, Anforderungen und Prüfverfahren

Plaques de plâtre - Définitions, spécifications et méthodes d'essai

Ta slovenski standard je istoveten z: EN 520:2004+A1:2009

[SIST EN 520:2005+A1:2009](https://standards.iteh.ai/catalog/standards/sist/02bc25df-296c-4450-ba7c-f7cf688fa493/sist-en-520-2005a1-2009)

<https://standards.iteh.ai/catalog/standards/sist/02bc25df-296c-4450-ba7c-f7cf688fa493/sist-en-520-2005a1-2009>

ICS:

01.040.91	Gradbeni materiali in gradnja (Slovarji)	Construction materials and building (Vocabularies)
91.100.10	Cement. Mavec. Apno. Malta	Cement. Gypsum. Lime. Mortar

SIST EN 520:2005+A1:2009

en,fr,de

iTeh STANDARD PREVIEW
(standards.iteh.ai)

[SIST EN 520:2005+A1:2009](https://standards.iteh.ai/catalog/standards/sist/02bc25df-296c-4450-ba7c-f7cf688fa493/sist-en-520-2005a1-2009)
<https://standards.iteh.ai/catalog/standards/sist/02bc25df-296c-4450-ba7c-f7cf688fa493/sist-en-520-2005a1-2009>

EUROPEAN STANDARD

EN 520:2004+A1

NORME EUROPÉENNE

EUROPÄISCHE NORM

August 2009

ICS 01.040.91; 91.100.10

Supersedes EN 520:2004

English Version

Gypsum plasterboards - Definitions, requirements and test methods

Plaques de plâtre - Définitions, spécifications et méthodes d'essai

Gipsplatten - Begriffe, Anforderungen und Prüfverfahren

This European Standard was approved by CEN on 16 August 2004 and includes Amendment 1 approved by CEN on 20 July 2009.

CEN members are bound to comply with the CEN/CENELEC Internal Regulations which stipulate the conditions for giving this European Standard the status of a national standard without any alteration. Up-to-date lists and bibliographical references concerning such national standards may be obtained on application to the CEN Management Centre or to any CEN member.

This European Standard exists in three official versions (English, French, German). A version in any other language made by translation under the responsibility of a CEN member into its own language and notified to the CEN Management Centre has the same status as the official versions.

CEN members are the national standards bodies of Austria, Belgium, Bulgaria, Cyprus, Czech Republic, Denmark, Estonia, Finland, France, Germany, Greece, Hungary, Iceland, Ireland, Italy, Latvia, Lithuania, Luxembourg, Malta, Netherlands, Norway, Poland, Portugal, Romania, Slovakia, Slovenia, Spain, Sweden, Switzerland and United Kingdom.

[SIST EN 520:2005+A1:2009](https://standards.iteh.ai/catalog/standards/sist/02bc25df-296c-4450-ba7c-f7cf688fa493/sist-en-520-2005a1-2009)

<https://standards.iteh.ai/catalog/standards/sist/02bc25df-296c-4450-ba7c-f7cf688fa493/sist-en-520-2005a1-2009>



EUROPEAN COMMITTEE FOR STANDARDIZATION
COMITÉ EUROPÉEN DE NORMALISATION
EUROPÄISCHES KOMITEE FÜR NORMUNG

Management Centre: Avenue Marnix 17, B-1000 Brussels

Contents

	page
Foreword.....	3
Introduction	4
1 Scope	7
2 Normative references	7
3 Terms and definitions	8
4 Requirements	12
5 Test methods.....	17
6 Evaluation of conformity.....	34
7 Designation of plasterboards	36
8 Marking, labelling and packaging	37
Annex A (informative) Sampling procedure for testing.....	38
A.1 General.....	38
A.2 Sampling procedure	38
A.2.1 Random sampling	38
A.2.2 Representative sampling	38
Annex B (normative) \square_{A1} Conditions for reaction to fire classification of gypsum plasterboards without further testing.....	40
B.0 Introduction.....	40
B.1 End use application.....	40
B.1.1 General.....	40
B.1.2 (Method 1) Mechanically fixed to a supporting substructure	40
B.1.3 (Method 2) Mechanically fixed to a solid wood-based substrate	41
B.1.4 (Method 3) Mechanically fixed or bonded to a solid substrate (dry lining system) \square_{A1}	41
Annex C (normative) Mounting and fixing in the test according to EN 13823 (SBI test).....	42
C.0 Introduction	42
C.1 General applications	42
C.2 Limited applications regarding joint filling	44
C.3 Limited applications regarding wood based substrates \square_{A1}	44
Annex ZA (informative) Clauses of this European Standard addressing provisions of EU Construction Products Directive	46
ZA.1 Scope and relevant characteristics	46
ZA.2 Attestation and declaration of conformity of gypsum plasterboards	47
ZA.3 CE marking and labeling.....	51
Bibliography	54

Foreword

This document (EN 520:2004+A1:2009) has been prepared by Technical Committee CEN/TC 241 "Gypsum and gypsum based products", the secretariat of which is held by AFNOR.

This European Standard shall be given the status of a national standard, either by publication of an identical text or by endorsement, at the latest by February 2010, and conflicting national standards shall be withdrawn at the latest by February 2010.

Attention is drawn to the possibility that some of the elements of this document may be the subject of patent rights. CEN [and/or CENELEC] shall not be held responsible for identifying any or all such patent rights.

This document includes Amendment 1, approved by CEN on 2009-07-20.

This document supersedes EN 520:2004.

The start and finish of text introduced or altered by amendment is indicated in the text by tags $\boxed{A_1}$ $\boxed{A_1}$.

This document has been prepared under a mandate given to CEN by the European Commission and the European Free Trade Association, and supports essential requirements of EU Directive(s).

For relationship with EU Directive(s), see informative Annex ZA, which is an integral part of this document.

According to the CEN/CENELEC Internal Regulations, the national standards organizations of the following countries are bound to implement this European Standard: Austria, Belgium, Bulgaria, Cyprus, Czech Republic, Denmark, Estonia, Finland, France, Germany, Greece, Hungary, Iceland, Ireland, Italy, Latvia, Lithuania, Luxembourg, Malta, Netherlands, Norway, Poland, Portugal, Romania, Slovakia, Slovenia, Spain, Sweden, Switzerland and United Kingdom.

Introduction

Gypsum plasterboards are composed of a plaster core encased in, and firmly bonded to paper liners to form flat rectangular boards. ^{A1} This composition allows them properties which make gypsum plasterboards particularly suitable for use in situations where fire protection, sound and thermal insulation are required. ^{A1}

Gypsum plasterboards may be fixed by various methods e.g. nailing, screwing or sticking with gypsum based or other adhesives. They may also be inserted in a suspended ceiling system.

Gypsum plasterboards are selected for use according to their type, size, thickness and edge profile. The boards may be used for example to provide dry lining finishes to walls, to fixed and suspended ceilings, to partitions, or as cladding to structural columns and beams. Other uses may be for flooring and sheathing application.

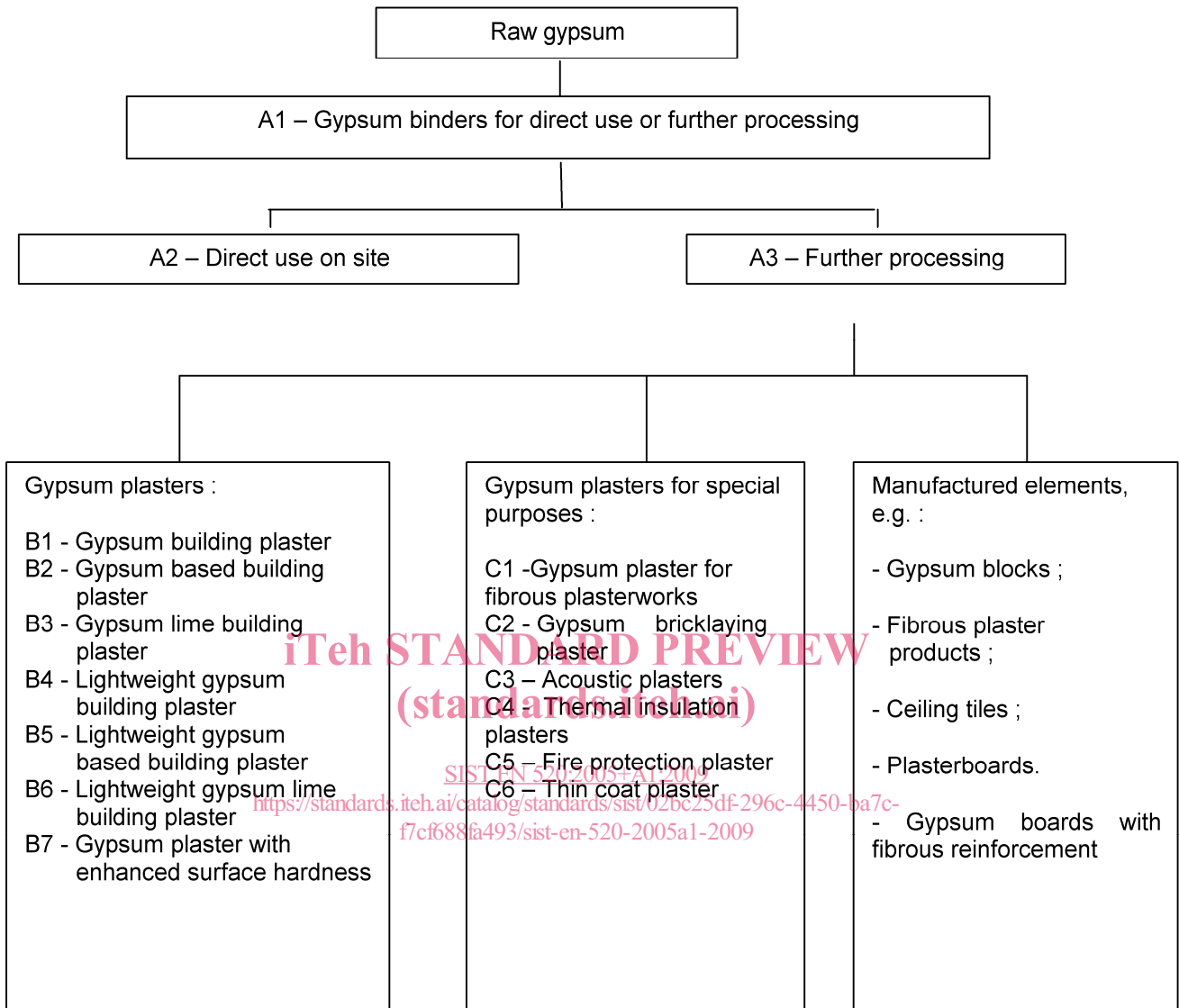
Diagrams 1 and 2 show the relationship between this standard and the package of standards prepared to support the families of gypsum and ancillary products.

iTeh STANDARD PREVIEW (standards.iteh.ai)

[SIST EN 520:2005+A1:2009](https://standards.iteh.ai/catalog/standards/sist/02bc25df-296c-4450-ba7c-f7cf688fa493/sist-en-520-2005a1-2009)

<https://standards.iteh.ai/catalog/standards/sist/02bc25df-296c-4450-ba7c-f7cf688fa493/sist-en-520-2005a1-2009>

A1



A1

Diagram 1 — Family of gypsum products

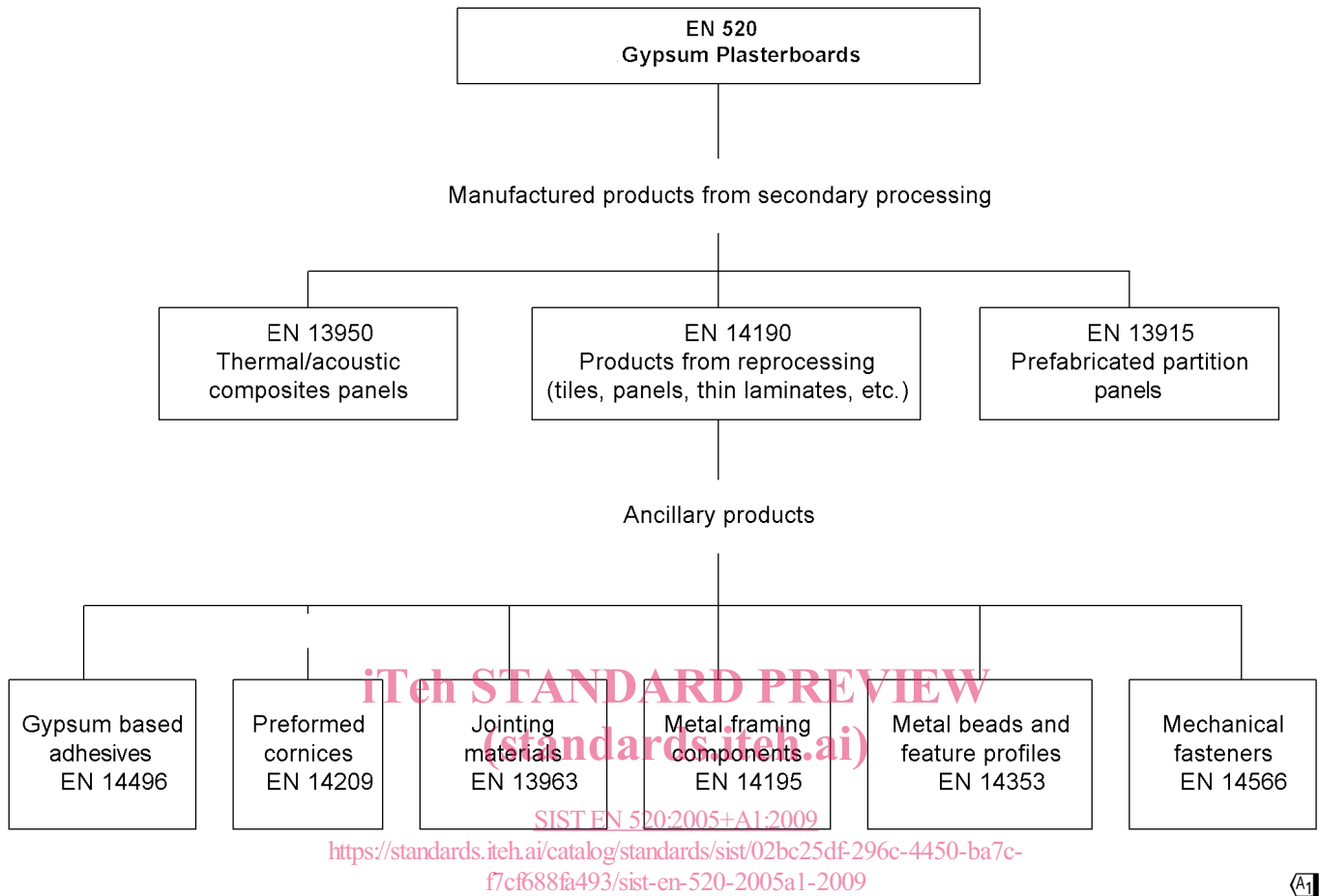


Diagram 2 — Family of ancillary products

1 Scope

This document specifies the characteristics and performance of gypsum plasterboards intended to be used in building construction works including those intended for secondary manufacturing operations. It includes boards designed to receive either direct surface decoration or gypsum plaster.

This document covers the following product performance characteristics: reaction to fire, water vapour permeability, flexural strength (breaking load), impact resistance and thermal resistance.

The following performance characteristics are linked to systems assembled with plasterboards: shear strength, fire resistance, impact resistance \square_{A1} , \square_{A1} direct airborne sound insulation and acoustic absorption to be measured according to the corresponding European test methods. If required, tests should be done on assembled systems simulating the end use conditions.

This document covers also additional technical characteristics that are of importance for the use and acceptance of the product by the Construction Industry and the reference tests for these characteristics.

It provides for the evaluation of conformity of the product to this document.

This document does not cover plasterboards, which have been subject to any secondary manufacturing operations (e.g. insulating composite panels, plasterboards with thin lamination, etc.).

2 Normative references

The following referenced documents are indispensable for the application of this document. For dated references, only the edition cited applies. For undated references, the latest edition of the referenced document (including any amendments) applies.

- SIST EN 520:2005+A1:2009
<http://standards.iteh.ai>
- EN 336, *Structural timber — Sizes, permitted deviations*
- EN 338, *Structural timber — Strength classes*
- EN 1995-1-1, *Eurocode 5 — Design of timber structures*
- EN 12114, *Thermal performance of buildings — Air permeability of building components and building elements — Laboratory test method*
- EN 12524, *Building materials and products — Hygrothermal properties — Tabulated design values*
- EN 12664, *Thermal performance of building materials and products — Determination of thermal resistance by means of guarded hot plate and heat flow meter methods — Dry and moist products of medium and low thermal resistance*
- EN 13501-1, *Fire classification of construction products and building elements — Part 1: Classification using test data from reaction to fire tests*
- EN 13501-2, *Fire classification of construction products and building elements — Part 2: Classification using data from fire resistance tests, excluding ventilation services*
- EN 13823, *Reaction to fire tests for building products — Building products excluding floorings exposed to the thermal attack by a single burning item*
- \square_{A1} EN 13963 \square_{A1} , *Jointing materials for gypsum plasterboards — Definitions, requirements and test methods*
- EN 14195, *Metal framing components for gypsum plasterboard systems — Definitions, requirements and test methods*

EN 520:2004+A1:2009 (E)

EN 14566 ^{A1}, *Mechanical fasteners for gypsum plasterboard systems — Definitions, requirements and test methods*

EN ISO 140-3, *Acoustics — Measurement of sound insulation in buildings and of building elements — Part 3: Laboratory measurements of airborne sound insulation of building elements (ISO 140-3:1995)*

EN ISO 354, *Acoustics — Measurement of sound absorption in a reverberation room (ISO 354:2003)*

EN ISO 536, *Paper and board — Determination of grammage (ISO 536:1995)*

EN ISO 717-1, *Acoustics — Rating of sound insulation in buildings and of building elements — Part 1: Airborne sound insulation (ISO 717-1:1996)*

EN ISO 12572, *Hygrothermal performance of building materials and products — Determination of water vapour transmission properties (ISO 12572:2001)*

EN ISO 20535, *Paper and board — Determination of water absorptiveness — Cobb method (ISO 535:1991)*

ISO 7892, *Vertical building elements — Impact resistance tests — Impact bodies and general test procedures*

3 Terms and definitions

For the purposes of this document, the following terms and definitions apply.

3.1 gypsum plasterboard

product composed of a plaster core encased in, and firmly bonded to strong durable paper liner to form a flat rectangular board. The paper surfaces may vary according to the use of the particular type of board and the core may contain additives to impart additional properties. The longitudinal edges are paper-covered and profiled to suit the application

iTeh STANDARD PREVIEW
(standards.iteh.ai)

[SIST EN 520:2005+A1:2009](https://standards.iteh.ai/catalog/standards/sist/02bc25df-296c-4450-ba7c-f7cf688fa493/sist-en-520-2005a1-2009)

<https://standards.iteh.ai/catalog/standards/sist/02bc25df-296c-4450-ba7c-f7cf688fa493/sist-en-520-2005a1-2009>

3.1.2 edge

paper-covered longitudinal side

3.1.3 end

side transverse to the edges, showing exposed core

3.1.4 face

surface on which the paper extends continuously to cover the edges

3.1.5 back

surface opposite to the face

3.1.6 width

shortest distance between the edges of the board

3.1.7 nominal width (w)

width stated by the producer

3.1.8 length

shortest distance between the ends of the board

3.1.9**nominal length (*l*)**

length stated by the producer

3.1.10**thickness**

distance between the face and the back, excluding edge profiles

3.1.11**nominal thickness (*t*)**

thickness stated by the producer

3.1.12**squareness (*s*)**

rectangularity of the board

3.2 Types of gypsum plasterboards**3.2.1 General**

The performance of the types of gypsum plasterboards defined below may be combined in one board in which case the letter identifying each type of performance satisfied shall be given in the designation.

3.2.2**gypsum plasterboard Type A**

plasterboard with a face to which suitable gypsum plasters or decoration may be applied. For the purposes of identification these boards are designated Type A

3.2.3**gypsum plasterboard Type H (plasterboard with reduced water absorption rate)**

types of boards which have additives to reduce the water absorption rate. They may be suitable for special applications in which reduced water absorption properties are required to improve the performance of the board. For the purposes of identification, these boards are designated Type H1, H2 and H3, with different water absorption performance

3.2.4**gypsum plasterboard Type E (gypsum sheathing board)**

boards specially manufactured to be used as sheathing board in external walls. They are not intended to receive decoration. They are not designed to be permanently exposed to external weather conditions. This type of wallboard has reduced water absorption rate. They shall have a minimum water vapour permeability. For the purposes of identification these boards are designated Type E

3.2.5**gypsum plasterboard Type F (gypsum plasterboard with improved core adhesion at high temperature)**

plasterboard with a face to which suitable gypsum plasters or decoration may be applied. These boards have mineral fibres and/or other additives in the gypsum core to improve core cohesion at high temperatures. For the purposes of identification these boards are designated Type F

3.2.6**A1 gypsum plasterboard Type P**

boards which have a face intended to receive gypsum plaster or to be combined by collage with other materials in form of boards or panels. In case of boards intended to receive gypsum plaster, the edges are either square or round

NOTE For the purpose of identification these boards are designated Type P. A1

3.2.7**gypsum plasterboard Type D (gypsum plasterboard with controlled density)**

These boards have a controlled density, with a face to which suitable gypsum plasters or decoration may be applied. This enables improved performance in certain applications to be obtained. For the purposes of identification these boards are designated Type D

EN 520:2004+A1:2009 (E)

3.2.8

gypsum plasterboard Type R (gypsum plasterboard with enhanced strength)

These boards for special applications where higher strength is required have both increased longitudinal and transverse breaking loads. They have a face to which suitable gypsum plasters or decoration may be applied. For the purposes of identification these boards are designated Type R

A1 3.2.9

gypsum plasterboard Type I (gypsum plasterboard with enhanced surface hardness)

boards which are used for applications where higher surface hardness is required. They have a face to which suitable gypsum plasters or decoration may be applied. For the purposes of identification these boards are designated Type I

3.3 Edge and end profiles of gypsum plasterboards A1

The paper-covered edges of gypsum plasterboard are square, bevelled, tapered, half-rounded or rounded, or a combination of each (see examples in Figures 1 to 6).

A1 *deleted text* A1

A1

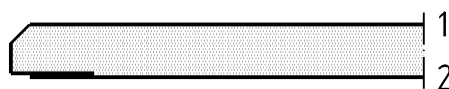


Key

- 1 face
- 2 back

SIST EN 520:2005+A1:2009
<https://standards.itech.ai/catalog/standards/sist/02bc25df-296c-4450-ba7c-f7cf688fa493/sist-en-520-2005a1-2009>

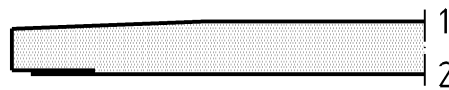
Figure 1 — Square edge



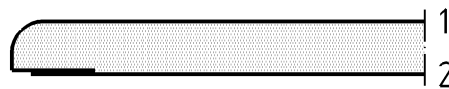
Key

- 1 face
- 2 back

Figure 2 — Bevelled edge

**Key**

- 1 face
- 2 back

Figure 3 — Tapered edge**Key**

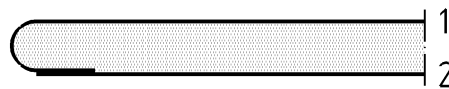
- 1 face
- 2 back

Figure 4 — Half-rounded edge

iTeh STANDARD PREVIEW
(standards.iteh.ai)

**Key**

- 1 face
- 2 back


Figure 5 — Half-rounded tapered edge**Key**

- 1 face
- 2 back

Figure 6 — Rounded edge A_1 **3.4 A_1 Symbols and abbreviations**

For the purpose of simplification in product marking and performance information characteristics may be identified through the symbols and abbreviations given in Table 1.

Table 1 — Symbols and abbreviations

Requirement	Sub-clause	Symbol or abbreviation
Reaction to fire	4.2.1	R2F
Shear strength	4.1.1	↑↓
Water vapour factor	4.4	μ
Thermal conductivity	4.7	λ
Fire resistance	4.2.2	FR
Impact resistance	4.3	→I
Flexural strength	4.1.2	F
Acoustic absorption	4.6.2	α
Sound insulation	4.6.1	R
See literature		 www.company.com

A1

4 Requirements

4.1 Mechanical characteristics

4.1.1 Shear strength (strength of board/substructure connection)

When the intended use of plasterboards is for stiffening timber framed building assemblies (i.e. walls, partitions, roof truss structures, etc.), the conventional shear strength of the plasterboard shall be determined in accordance with the test method described in 5.13.

[SIST EN 520:2005+A1:2009](https://standards.iteh.ai/catalog/standards/sist/02bc25df-296c-4450-ba7c-5c68864930e4/en-520-2005-a1-2009)

[https://standards.iteh.ai/catalog/standards/sist/02bc25df-296c-4450-ba7c-](https://standards.iteh.ai/catalog/standards/sist/02bc25df-296c-4450-ba7c-5c68864930e4/en-520-2005-a1-2009)

NOTE It should be noted that this test does not measure the actual shear strength of the board but rather the strength of the board/substructure connection that is the relevant property for this application.

4.1.2 Flexural strength (expressed as flexural breaking load)

4.1.2.1 The flexural breaking load of gypsum plasterboard types A, D, E, F, H, I determined in accordance with the test method described in 5.7, shall not be less than the values given in [A1](#) Table 2 [A1](#).

Additionally, no individual test shall demonstrate the product to be more than 10 % below the values given in [A1](#) Table 2 [A1](#).

Table 2 — Flexural breaking load of gypsum plasterboards (Types A, D, E, F, H, I)

Thickness	Nominal board thickness mm	Flexural breaking load N	
		Transverse direction	Longitudinal direction
Common	9,5	160	400
	12,5	210	550
	15,0	250	650
Other thickness	t	$16,8 \cdot t$	$43 \cdot t$

4.1.2.2 The flexural breaking load of enhanced strength gypsum plasterboard type R, or combined determined in accordance with the test method described in 5.7, shall not be less than the values given in Table 3.

Additionally, no individual test shall demonstrate the product to be more than 10 % below the values given in Table 3.

Table 3 — Flexural breaking load of enhanced strength gypsum plasterboards (Type R or combined)

Thickness	Nominal board thickness mm	Flexural breaking load N	
		Transverse direction	Longitudinal direction
Common	12,5	300	725
	15,0	360	870
Other thickness	t	$24 \cdot t$	$58 \cdot t$

4.1.2.3 The flexural breaking load of gypsum baseboards (type P) determined as described in 5.7, shall not be less than the values given in Table 4.

In addition, no individual test shall demonstrate the product to be more than 10 % below the values given in Table 4.

Table 4 — Flexural breaking load of gypsum baseboards (Type P)

Nominal board thickness mm	Flexural breaking load N	
	Transverse direction	Longitudinal direction
9,5	125	180
12,5	165	235

4.1.3 Deflection under load

When required, the deflection under load shall be determined in accordance with the test method described in 5.8.

4.2 Fire behaviour

4.2.1 Reaction to fire

Where subject to regulatory requirements, the plasterboard shall either be Classified Without Further Testing according to the provisions of Annex B or it shall be tested and classified according to EN 13501-1.