



**SLOVENSKI STANDARD**  
**SIST EN 1870-17:2007+A2:2009**  
**01-november-2009**

JUfbcgh`YgbccVXYcj Ubj\ `ghfc^j `!`?fcybY`yUj Y!`%+`"XY.`Fc b]`\_cbnc`b]` Y]b]\_`n  
Yb]a `Uj fYj Ujca `ffc bYfUXjUbY`yUj YL

Safety of woodworking machines - Circular sawing machines - Part 17: Manual horizontal cutting cross-cut sawing machines with one saw unit (manual radial arm saws)

Sicherheit von Holzbearbeitungsmaschinen - Kreissägemaschinen - Teil 17: Handbetätigte waagrecht schneidende Auslegerkreissägemaschinen mit einem Sägeaggregat (handbetätigte Radialsägen)

Sécurité des machines pour le travail du bois - Machines à scier circulaires - Partie 17: Tronçonneuses manuelles à coupe horizontale avec une unité de sciage (scies circulaires radiales manuelles)

**Ta slovenski standard je istoveten z: EN 1870-17:2007+A2:2009**

**ICS:**

25.080.60	Strojne žage	Sawing machines
79.120.10	Lesnoobdelovalni stroji	Woodworking machines

**SIST EN 1870-17:2007+A2:2009 en**

**iTeh STANDARD PREVIEW**  
**(standards.iteh.ai)**

SIST EN 1870-17:2007+A2:2009

<https://standards.iteh.ai/catalog/standards/sist/15a1e332-e550-49ea-83f1-4ae1739a7cbd/sist-en-1870-17-2007a2-2009>

EUROPEAN STANDARD  
NORME EUROPÉENNE  
EUROPÄISCHE NORM

**EN 1870-17:2007+A2**

September 2009

ICS 79.120.10

Supersedes EN 1870-17:2007

English Version

**Safety of woodworking machines - Circular sawing machines -  
Part 17: Manual horizontal cutting cross-cut sawing machines  
with one saw unit (manual radial arm saws)**

Sécurité des machines pour le travail du bois - Machines à scier circulaires - Partie 17: Tronçonneuses manuelles à coupe horizontale avec une unité de sciage (scies circulaires radiales manuelles)

Sicherheit von Holzbearbeitungsmaschinen - Kreissägemaschinen - Teil 17: Handbetätigte waagrecht schneidende Auslegerkreissägemaschinen mit einem Sägeaggregat (handbetätigte Radialsägen)

This European Standard was approved by CEN on 4 February 2007 and includes Amendment 1 approved by CEN on 20 August 2009 and Amendment 2 approved by CEN on 10 August 2009.

CEN members are bound to comply with the CEN/CENELEC Internal Regulations which stipulate the conditions for giving this European Standard the status of a national standard without any alteration. Up-to-date lists and bibliographical references concerning such national standards may be obtained on application to the CEN Management Centre or to any CEN member.

This European Standard exists in three official versions (English, French, German). A version in any other language made by translation under the responsibility of a CEN member into its own language and notified to the CEN Management Centre has the same status as the official versions.

CEN members are the national standards bodies of Austria, Belgium, Bulgaria, Cyprus, Czech Republic, Denmark, Estonia, Finland, France, Germany, Greece, Hungary, Iceland, Ireland, Italy, Latvia, Lithuania, Luxembourg, Malta, Netherlands, Norway, Poland, Portugal, Romania, Slovakia, Slovenia, Spain, Sweden, Switzerland and United Kingdom.





EUROPEAN COMMITTEE FOR STANDARDIZATION  
COMITÉ EUROPÉEN DE NORMALISATION  
EUROPÄISCHES KOMITEE FÜR NORMUNG

**Management Centre: Avenue Marnix 17, B-1000 Brussels**

## Contents

Page

Foreword.....	4
<b>0 Introduction .....</b>	<b>6</b>
<b>1 Scope .....</b>	<b>7</b>
<b>2 Normative references .....</b>	<b>7</b>
<b>3 Terms and definitions .....</b>	<b>9</b>
3.1 General.....	9
3.2 Definitions .....	10
<b>4 List of significant hazards .....</b>	<b>12</b>
<b>5 Safety requirements and/or measures .....</b>	<b>15</b>
5.1 General.....	15
5.2 Controls .....	16
5.2.1 Safety and reliability of control systems.....	16
5.2.2 Position of controls .....	16
5.2.3 Starting .....	17
5.2.4 Normal stopping .....	17
5.2.5 Failure of the power supply .....	18
5.2.6 Failure of the control circuits .....	18
5.3 Protection against mechanical hazards .....	18
5.3.1 Stability .....	18
5.3.2 Risk of break-up during operation .....	18
5.3.3 Tool holder and tool design .....	19
5.3.4 Braking.....	21
5.3.5 Workpiece supports and guides .....	22
5.3.6 Prevention of access to moving parts.....	24
5.3.7 Clamping devices .....	27
5.4 Protection against non-mechanical hazards .....	28
5.4.1 Fire .....	28
5.4.2 Noise .....	28
5.4.3 Emission of chips and dust.....	29
5.4.4 Electricity.....	30
5.4.5 Ergonomics and handling.....	30
5.4.6 Pneumatics.....	31
5.4.7 Electromagnetic compatibility.....	31
5.4.8 Laser .....	31
5.4.9 Static electricity .....	31
5.4.10 Errors of fitting.....	32
5.4.11 Supply disconnection (Isolation) .....	32
5.4.12 Maintenance .....	32
<b>6 Information for use .....</b>	<b>32</b>
6.1 General.....	32
6.2 Marking .....	32
6.3 Instruction handbook .....	33
<b>Annex A (normative) Stability test for displaceable machines .....</b>	<b>37</b>
<b>Annex B (normative) Saw spindle dimensional tolerances .....</b>	<b>38</b>
<b>Annex C (normative) Impact test method for guards .....</b>	<b>39</b>
C.1 General.....	39
C.2 Test method.....	39

C.2.1	Preliminary remarks .....	39
C.2.2	Testing equipment.....	39
C.2.3	Projectile for guards.....	39
C.2.4	Sampling.....	39
C.2.5	Test procedure.....	39
C.3	Results.....	40
C.4	Assessment .....	40
C.5	Test report.....	40
C.6	Test equipment for impact test.....	40
Annex D (informative) Use of well tried components.....		42
Annex E (normative) Brake tests .....		43
E.1	Conditions for all tests.....	43
E.2	Tests .....	43
E.2.1	Un-braked run-down time.....	43
E.2.2	Braked run-down time.....	43
Annex ZA (informative) Relationship between this European Standard and the Essential Requirements of EU Directive 98/37 .....		44
Annex ZB (informative)  Relationship between this European Standard and the Essential Requirements of EU Directive 2006/42/EC  .....		47
Bibliography.....		51

## iTeh STANDARD PREVIEW (standards.iteh.ai)

[SIST EN 1870-17:2007+A2:2009](https://standards.iteh.ai/catalog/standards/sist/15a1e332-e550-49ea-83fl-4ae1739a7cbd/sist-en-1870-17-2007a2-2009)

<https://standards.iteh.ai/catalog/standards/sist/15a1e332-e550-49ea-83fl-4ae1739a7cbd/sist-en-1870-17-2007a2-2009>

**EN 1870-17:2007+A2:2009 (E)****Foreword**

This document (EN 1870-17:2007+A2:2009) has been prepared by Technical Committee CEN/TC 142 "Woodworking machines - Safety", the secretariat of which is held by UNI.

This European Standard shall be given the status of a national standard, either by publication of an identical text or by endorsement, at the latest by March 2010, and conflicting national standards shall be withdrawn at the latest by March 2010.

Attention is drawn to the possibility that some of the elements of this document may be the subject of patent rights. CEN [and/or CENELEC] shall not be held responsible for identifying any or all such patent rights.

This document includes Amendment 1, approved by CEN on 2009-08-20 and Amendment 2, approved by CEN on 2009-08-10.

This document supersedes EN 1870-17:2007.

The start and finish of text introduced or altered by amendment is indicated in the text by tags  $\boxed{A_1}$   $\boxed{A_1}$  and  $\boxed{A_2}$   $\boxed{A_2}$ .

This document has been prepared under a mandate given to CEN by the European Commission and the European Free Trade Association, and supports essential requirements of the  $\boxed{A_1}$  Machinery Directives  $\boxed{A_1}$ .

$\boxed{A_1}$  For relationship with EU Directive(s), see informative Annexes ZA and ZB, which are integral parts of this document.  $\boxed{A_1}$

SIST EN 1870-17:2007+A2:2009

Organisations contributing to the preparation of this European Standard include European Committee of Woodworking Machinery Manufacturers Association "EUMABOIS".

$\boxed{A_1}$  EN 1870 *Safety of woodworking machines — Circular sawing machines* consists of the following parts:

*Part 1: Circular saw benches (with and without sliding table), dimension saws and building site saws*

*Part 3: Down cutting cross-cut saws and dual purpose down cutting cross-cut saws/circular saw benches*

*Part 4: Multi-blade rip sawing machines with manual loading and/or unloading*

*Part 5: Circular saw -benches/up-cutting cross-cut sawing machines*

*Part 6: Circular sawing machines for firewood and dual purpose circular sawing machines for firewood/circular saw benches, with manual loading and/or unloading*

*Part 7: Single blade log sawing machines with integrated feed table and manual loading and/or unloading*

*Part 8: Single blade edging circular rip sawing machines with power driven saw unit and manual loading and/or unloading*

*Part 9: Double blade circular sawing machines for cross-cutting with integrated feed and with manual loading and/or unloading*

*Part 10: Single blade automatic and semi-automatic up-cutting cross-cut sawing machines*

*Part 11: Semi-automatic and automatic horizontal cross-cut sawing machines with one saw unit (radial arm saws)*


*Part 12: Pendulum cross-cut sawing machines*

*Part 13: Horizontal beam panel sawing machines*

*Part 14: Vertical panel sawing machines*

*Part 15: Multi-blade cross-cut sawing machines with integrated feed of the workpiece and manual loading and/or unloading*

*Part 16: Double mitre sawing machines for V-cutting*

*Part 17: Manual horizontal cutting cross-cut sawing machines with one saw unit (manual radial arm saws) *

The European Standards produced by CEN/TC 142 are particular to woodworking machines and complement the relevant A and B standards on the subject of general safety (see Introduction of EN ISO 12100-1:2003 for a description of A, B and C standards).

According to the CEN/CENELEC Internal Regulations, the national standards organizations of the following countries are bound to implement this European Standard: Austria, Belgium, Bulgaria, Cyprus, Czech Republic, Denmark, Estonia, Finland, France, Germany, Greece, Hungary, Iceland, Ireland, Italy, Latvia, Lithuania, Luxembourg, Malta, Netherlands, Norway, Poland, Portugal, Romania, Slovakia, Slovenia, Spain, Sweden, Switzerland and United Kingdom.

## **iTeh STANDARD PREVIEW** **(standards.iteh.ai)**

[SIST EN 1870-17:2007+A2:2009](https://standards.iteh.ai/catalog/standards/sist/15a1e332-e550-49ea-83f1-4ae1739a7cbd/sist-en-1870-17-2007a2-2009)

<https://standards.iteh.ai/catalog/standards/sist/15a1e332-e550-49ea-83f1-4ae1739a7cbd/sist-en-1870-17-2007a2-2009>

**EN 1870-17:2007+A2:2009 (E)****0 Introduction**

This document has been prepared to be a harmonised standard to provide one means of conforming to the essential safety requirements of the Machinery Directive, and associated EFTA regulations. This document is a type "C" standard as stated in EN ISO 12100-1:2003.

The machinery concerned and the extent to which hazards, hazardous situations and events are covered are indicated in the scope of this document.

When provisions of this type C standard are different from those which are stated in type A or B standards, the provisions of this type C standard take precedence over the provisions of other standards, for machines that have been designed and built in accordance with the requirements of the provisions of this type C standard.

The requirements of this document are directed to manufacturers and their authorised representatives of manual horizontal cutting cross-cut circular sawing machines with one saw unit (manual radial arm saws). It is also useful for designers.

This document also includes provisions and examples of information to be provided by the manufacturer to the user.

Common requirements for tooling are given in EN 847-1:2005.

**IT-EN STANDARD PREVIEW**  
**(standards.iteh.ai)**

[SIST EN 1870-17:2007+A2:2009](https://standards.iteh.ai/catalog/standards/sist/15a1e332-e550-49ea-83f1-4ae1739a7cbd/sist-en-1870-17-2007a2-2009)

<https://standards.iteh.ai/catalog/standards/sist/15a1e332-e550-49ea-83f1-4ae1739a7cbd/sist-en-1870-17-2007a2-2009>



## 1 Scope

This document  $\boxed{A_1}$  specifies all  $\boxed{A_1}$  significant hazards, hazardous situation and events as listed in Clause 4, relevant to stationary and displaceable manual horizontal cutting cross-cut circular sawing machines with one saw unit (manual radial arm saws), hereinafter referred to as “machines”, designed to cut solid wood, chipboard, fibreboard, plywood and also these materials if they are covered with plastic edging and/or plastic laminates, when they are used as intended and under the conditions foreseen by the manufacturer.

NOTE 1 For the definition of stationary and displaceable machine see 3.2.3 and 3.2.4.

This document does not apply to:

- a) machines set up on a bench or a table similar to a bench, which are intended to carry out work in a stationary position, capable of being lifted by one person by hand. The bench can also be an integrated part of the machine if it consists of hinged legs which can be extended down;

NOTE 2 Transportable motor-operated electrical tools are dealt with in EN 61029-1:2000 together with prEN 61029-2-2:1997.

- b) machines fitted with hydraulically powered machine actuators (e.g. hydraulic workpiece clamping);
- c) machines fitted with powered work-piece positioning;
- d) machines fitted with the facility for either ripping, milling (including trenching and grooving), sanding and/or drilling;
- e) machines equipped with more than one saw spindle speed.

NOTE 3 A standard to cover machines that can be used for ripping and moulding will be considered at the next revision.

NOTE 4 Semi-automatic and automatic horizontal cutting cross-cut circular sawing machines with one saw unit (radial arm saws) are dealt with in EN 1870-11.

This document is not applicable to manual horizontal cutting cross-cut circular sawing machines with one saw unit (manual radial arm saws) which are manufactured before the date of its publication as EN.

## 2 Normative references

The following referenced documents are indispensable for the application of this document. For dated references, only the edition cited applies. For undated references, the latest edition of the referenced document (including any amendments) applies.

$\boxed{A_1}$  *deleted text*  $\boxed{A_1}$

EN 614-1:2006, *Safety of machinery — Ergonomic design principles — Part 1: Terminology and general principles*

EN 847-1:2005, *Tools for woodworking — Safety requirements — Part 1: Milling tools, circular saw blades*

EN 894-1:1997, *Safety of machinery — Ergonomics requirements for the design of displays and control actuators — Part 1: General principles for human interactions with displays and control actuators*

EN 894-2:1997, *Safety of machinery — Ergonomics requirements for the design of displays and control actuators — Part 2: Displays*

**EN 1870-17:2007+A2:2009 (E)**

EN 894-3:2000, *Safety of machinery — Ergonomics requirements for the design of displays and control actuators — Part 3: Control actuators*

EN 983:1996, *Safety of machinery — Safety requirements for fluid power systems and their components — Pneumatics*

EN 1005-1:2001, *Safety of machinery — Human physical performance — Part 1: Terms and definitions*

EN 1005-2:2003, *Safety of machinery — Human physical performance — Part 2: Manual handling of machinery and component parts of machinery*

EN 1005-3:2002, *Safety of machinery — Human physical performance — Part 3: Recommended force limits for machinery operation*

EN 1005-4:2005, *Safety of machinery — Human physical performance — Part 4: Evaluation of working postures and movements in relation to machinery*

EN 1037:1995, *Safety of machinery — Prevention of unexpected start-up*

EN 1050:1996, *Safety of machinery — Principles for risk assessment*

EN 50370-1:2005, *Electromagnetic compatibility (EMC) — Product family standard for machine tools — Part 1: Emission*

EN 50370-2:2003, *Electromagnetic compatibility (EMC) — Product family standard for machine tools — Part 2: Immunity*

EN 60204-1:2006, *Safety of machinery — (Electrical equipment of machines — Part 1: General requirements (IEC 60204-1:2005, modified)*

EN 60439-1:1999, *Low-voltage switchgear and controlgear assemblies — Part 1: Type-tested and partially type-tested assemblies (IEC 60439-1:1999)*

EN 60529:1991, *Degrees of protection provided by enclosures (IP Code) (IEC 60529:1989)*

Ⓐ<sub>1</sub> EN 60825-1:2007 Ⓐ<sub>1</sub>, *Safety of laser products — Ⓐ<sub>1</sub> Part 1: Equipment classification and requirements (IEC 60825-1:2007) Ⓐ<sub>1</sub>*

Ⓐ<sub>1</sub> EN 61310-1:2008 Ⓐ<sub>1</sub>, *Safety of machinery — Indication, marking and actuation — Part 1: Requirements for visual, auditory and tactile signals Ⓐ<sub>1</sub> (IEC 61310-1:2007) Ⓐ<sub>1</sub>*

EN ISO 3743-1:1995, *Acoustics — Determination of sound power levels of noise sources — Engineering methods for small, moveable sources in reverberant fields — Part 1: Comparison method for hard-walled test rooms (ISO 3743-1:1994)*

EN ISO 3743-2:1996, *Acoustics — Determination of sound power levels of noise sources using sound pressure — Engineering methods for small, movable sources in reverberant fields - Part 2: Methods for special reverberation test rooms (ISO 3743-2:1994)*

EN ISO 3744:1995, *Acoustics — Determination of sound power levels of noise sources using sound pressure — Engineering method in an essentially free field over a reflecting plane (ISO 3744:1994)*

EN ISO 3745:2003, *Acoustics — Determination of sound power levels of noise sources using sound pressure — Precision methods for anechoic and semi-anechoic rooms (ISO 3745:2003)*

EN ISO 3746:1995, *Acoustics — Determination of sound power levels of noise sources using sound pressure — Survey method using an enveloping measurement surface over a reflecting plane (ISO 3746:1995)*

EN ISO 4871:1996, *Acoustics — Declaration and verification of noise emission values of machinery and equipment (ISO 4871:1996)*

EN ISO 9614-1:1995, *Acoustics — Determination of sound power levels of noise sources using sound intensity — Part 1: Measurement at discrete points (ISO 9614-1:1993)*

EN ISO 11202:1995, *Acoustics — Noise emitted by machinery and equipment — Measurement of emission sound pressure levels at a work station and at other specified positions — Survey method in situ (ISO 11202:1995)*

EN ISO 11202:1995/AC:1997, *Acoustics — Noise emitted by machinery and equipment — Measurement of emission sound pressure levels at a work station and at other specified positions — Survey method in situ (ISO 11202:1995/Cor.1:1997)*

EN ISO 11204:1995, *Acoustics — Noise emitted by machinery and equipment — Measurement of emission sound pressure levels at a workstation and at other specified positions — Method requiring environmental corrections (ISO 11204:1995)*

EN ISO 11204:1995/AC:1997, *Acoustics — Noise emitted by machinery and equipment — Measurement of emission sound pressure levels at a workstation and at other specified positions — Method requiring environmental corrections (ISO 11204:1995/Cor.1:1997)*

EN ISO 11688-1:1998, *Acoustics — Recommended practice for the design of low noise machinery and equipment — Part 1: Planning (ISO/TR 11688-1:1995)*

EN ISO 11688-1:1998/AC:1998, *Acoustics — Recommended practice for the design of low noise machinery and equipment — Part 1: Planning (ISO/TR 11688-1:1995)*

EN ISO 12100-1:2003, *Safety of machinery — Basic concepts, general principles for design — Part 1: Basic terminology, methodology (ISO 12100-1:2003)*

EN ISO 12100-2:2003, *Safety of machinery — Basic concepts, general principles for design — Part 2: Technical principles (ISO 12100-2:2003)*

EN ISO 13849-1:2008 <sup>A1</sup>, *Safety of machinery — Safety-related parts of controls systems — Part 1: General principles for design (ISO 13849-1:2006)*

EN ISO 13857:2008, *Safety of machinery — Safety distances to prevent hazard zones being reached by upper and lower limbs (ISO 13857:2008)* <sup>A1</sup>

ISO 7960:1995, *Airborne noise emitted by machine tools — Operating conditions for woodworking machines*

HD 22.4 S4:2004, *Cables of rated voltages up to and including 450/750 V and having crosslinked insulation - Part 4: Cords and flexible cables*

### 3 Terms and definitions

#### 3.1 General

For the purposes of this document the terms and definitions given in EN ISO 12100-1:2003 and the following apply.

## EN 1870-17:2007+A2:2009 (E)

## 3.2 Definitions

## 3.2.1

**cross-cutting**

operation of cutting across the longitudinal workpiece dimension

## 3.2.2

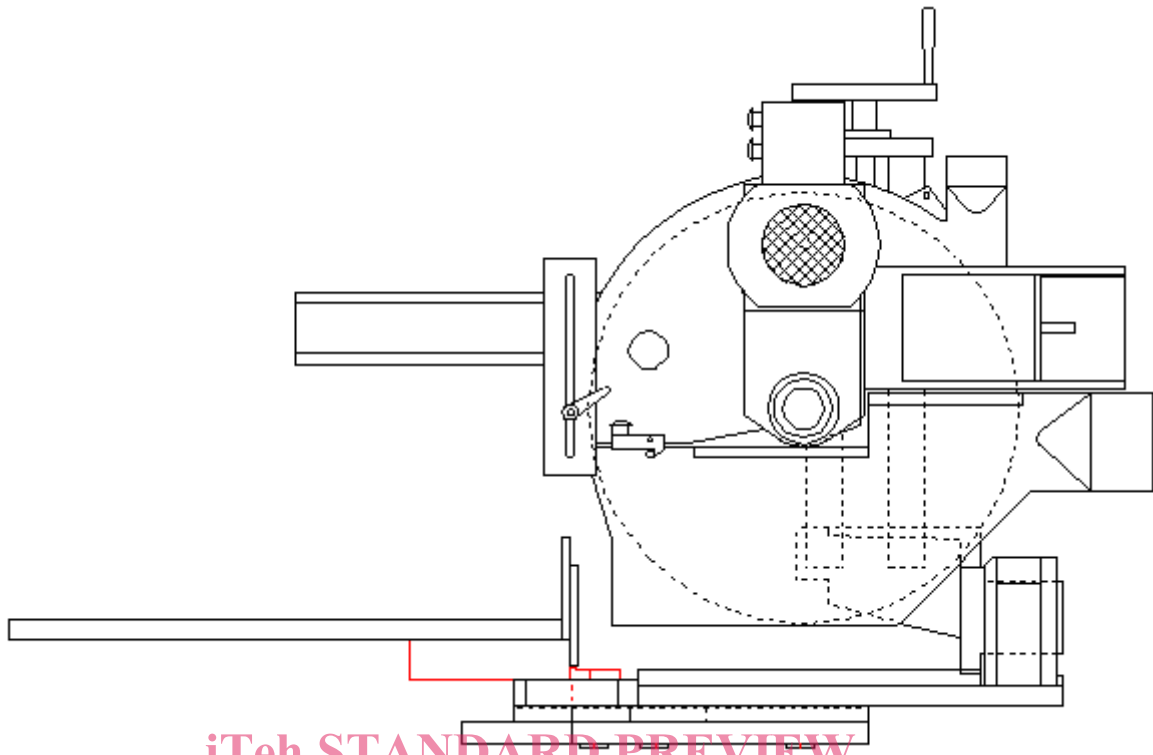
**manual horizontal cutting cross-cut circular sawing machine with one saw unit (manual radial arm saw)**

machine where the saw unit has hand feed and is moved horizontally forward along an arm in a straight line through the workpiece during the cut and then back to its rest position (see Figures 1 and 2). The arm can rotate around a vertical axis (pivoting) in a horizontal plane and the saw unit can rotate about a horizontal axis (canting) parallel to the arm. The workpiece is manually positioned on and removed from the workpiece support



NOTE The saw blade is not in the rest position.

**Figure 1 — Example 1 of a manual horizontal cutting cross-cut circular sawing machine with one saw unit (manual radial arm saw)**



iTeh STANDARD PREVIEW  
(standards.iteh.ai)

Figure 2 — Example 2 of a manual horizontal cutting cross-cut circular sawing machine with one saw unit (manual radial arm saw)

[SIST EN 1870-17:2007+A2:2009](https://standards.iteh.ai/catalog/standards/sist/15a1e332-e550-49ea-83fl-4ae1739a7cbd/sist-en-1870-17-2007a2-2009)

<https://standards.iteh.ai/catalog/standards/sist/15a1e332-e550-49ea-83fl-4ae1739a7cbd/sist-en-1870-17-2007a2-2009>

### 3.2.3

#### **stationary machine**

machine designed to be located on or fixed to the floor or other parts of the structure of the premises and to be stationary during use

### 3.2.4

#### **displaceable machine**

machine which is located on the floor, stationary during use and equipped with a device, normally wheels, which allow it to be moved between locations

### 3.2.5

#### **hand feed of the saw unit**

manual movement of the saw unit incorporating the saw blade along the forward arm of the machine in direction of the feed movement

### 3.2.6

#### **machine actuator**

power mechanism used to effect motion of the saw blade

### 3.2.7

#### **cutting area of the saw blade**

area below the maximum upper cutting line of the workpiece

### 3.2.8

#### **non-cutting area of the saw blade**

area above the maximum upper cutting line of the workpiece

**EN 1870-17:2007+A2:2009 (E)****3.2.9****cutting area of a radial arm saw**

area formed by the maximum left and right pivoting and canting position at maximum stroke capacity of the saw blade with the maximum saw blade diameter the machine is designed for

**3.2.10****un-braked run-down time**

time elapsed from the actuation of the stop control device but not the braking device (if fitted) up to spindle standstill

**3.2.11****braked run-down time**

time elapsed from the actuation of the stop control and the braking device up to spindle standstill

**3.2.12****information from the supplier**

statements, sales literature, leaflets or other documents where a manufacturer (supplier) declares either the characteristics or the compliance of the material or product to a relevant standard

**4 List of significant hazards**

This clause **A1** contains all **A1** significant hazards, hazardous situations and events (see EN 1050:1996) as far as they are dealt with in this document, identified by risk assessment as significant for the machines as defined in the scope and which require action to eliminate or reduce the risk by defining safety requirements and/or measures or by reference to relevant standards.

NOTE These hazards are listed in Table 1 in accordance with Annex A of EN 1050:1996.

[SIST EN 1870-17:2007+A2:2009](https://standards.iteh.ai/catalog/standards/sist/15a1e332-e550-49ea-83fl-4ae1739a7cbd/sist-en-1870-17-2007a2-2009)

<https://standards.iteh.ai/catalog/standards/sist/15a1e332-e550-49ea-83fl-4ae1739a7cbd/sist-en-1870-17-2007a2-2009>

Table 1 — List of significant hazards

No	Hazards, hazardous situations and hazardous events	EN ISO 12100		Relevant clause of this document
		Part 1:2003	Part 2:2003	
<b>1</b>	<b>Mechanical hazards</b> related to: - machine parts or workpieces:			
	a) shape;	4.2	4.2.1, 4.2.2, 5	5.3.3, 5.3.5, 5.3.7, 5.4.5
	b) relative location;			5.2.2, 5.3.3, 5.3.5, 5.3.6, 5.3.7, 5.4.3, 5.4.5
	d) mass and velocity (kinetic energy of elements in controlled or uncontrolled motion);			5.3.3, 5.3.7
	e) mechanical strength.			5.3.2, 5.3.3
	- accumulation of energy inside the machinery:			
	f) elastic elements (springs);	4.2	4.10, 5.5.4	5.3.3.5
	g) gases under pressure;			5.2.5, 5.3.7, 5.4.12
1.1	Crushing hazard	4.2.1		5.3.6
1.2	Shearing hazard			5.3.6
1.3	Cutting or severing hazard			5.3.3.5, 5.3.3.6, 5.3.6
1.4	Entanglement hazard			5.3.6
1.5	Drawing-in or trapping hazard			5.3.6
1.6	Impact hazard			5.3.7
1.7	Stabbing or puncture hazard			5.3.6.1
1.8	Friction or abrasion hazard			5.3.6.1
1.9	High pressure fluid injection or ejection hazard	4.2.1	3.8	5.4.6
<b>2</b>	<b>Electrical hazards</b> due to:			
2.1	Contact of persons with live parts (direct contact)	4.3	4.9, 5.5.4	5.4.4
2.2	Contact of persons with parts which have become live under faulty conditions (indirect contact)	4.3	4.9	5.4.4
2.4	Electrostatic phenomena	4.3	4.9	5.4.9