



INTERNATIONAL STANDARD ISO/IEC 10021-4:1997

TECHNICAL CORRIGENDUM 2

TECHNICAL CORRIGENDUM 3

Published 2000-05-01

INTERNATIONAL ORGANIZATION FOR STANDARDIZATION • МЕЖДУНАРОДНАЯ ОРГАНИЗАЦИЯ ПО СТАНДАРТИЗАЦИИ • ORGANISATION INTERNATIONALE DE NORMALISATION
INTERNATIONAL ELECTROTECHNICAL COMMISSION • МЕЖДУНАРОДНАЯ ЭЛЕКТРОТЕХНИЧЕСКАЯ КОМИССИЯ • COMMISSION ÉLECTROTECHNIQUE INTERNATIONALE

**Information technology — Message Handling Systems (MHS):
Message transfer system: Abstract service definition and
procedures**

TECHNICAL CORRIGENDUM 2

TECHNICAL CORRIGENDUM 3

*Technologies de l'information — Systèmes de messagerie (MHS): Système de transfert de messages: Définition et
procédures du service abstrait*

*RECTIFICATIF TECHNIQUE 2
RECTIFICATIF TECHNIQUE 3*

(standards.iteh.ai)

ISO/IEC 10021-4:1997/Cor 2:2000

[https://standards.iteh.ai/catalog/standards/sist/3e2ae622-579d-48b4-92fd-ba0c2032dffe/iso-iec-](https://standards.iteh.ai/catalog/standards/sist/3e2ae622-579d-48b4-92fd-ba0c2032dffe/iso-iec-10021-4:1997/cor-2:2000)

Technical Corrigenda 2 and 3 to International Standard ISO/IEC 10021-4:1997 were prepared by Joint Technical Committee ISO/IEC JTC 1, *Information technology*, Subcommittee SC 6, *Telecommunications and information exchange between systems*.

INTERNATIONAL STANDARD

ITU-T RECOMMENDATION

**INFORMATION TECHNOLOGY – MESSAGE HANDLING SYSTEMS (MHS) –
MESSAGE TRANSFER SYSTEM: ABSTRACT SERVICE DEFINITION
AND PROCEDURES**

TECHNICAL CORRIGENDUM 2 AND CORRIGENDUM 3

1 Subclause 8.1.1.1.2

*In 8.1.1.1.2 fifth paragraph "If strong-authentication ...", append "or **certificate-selector**".*

*In 8.1.1.1.2 final paragraph first sentence append "and, optionally, additional certificates which provide a certification-path for the initiator's certificate". Insert after the second sentence "If the initiator is an MTS-user, the **initiator-certificate** shall contain the **OR-address** of the initiator in the *x400Address* component in its subject alternative name field (see 12.3.2.1 of ITU-T Rec. X.509 | ISO/IEC 9594-8), unless the security-policy provides an alternative binding of the certificate to the MTS-user. If the initiator is the MTS, the **initiator-certificate** shall contain the **MTA-name** of the initiator in an *mta-name* (see A.5.1 of ITU-T Rec. X.402 | ISO/IEC 10021-2) in the *otherName* component in its subject alternative name field, unless the security-policy provides an alternative binding of the certificate to the initiating MTA.". In the final sentence, delete "via the Change-credentials abstract-operation, or" and append "and, where the initiator has more than one certificate, a **certificate-selector** may be supplied to identify the certificate using any certificate selection criteria specified for certificate match (see 12.7.2 of ITU-T Rec. X.509 | ISO/IEC 9594-8)".*

2 Subclause 8.1.1.2.2

*In 8.1.1.2.2 fifth paragraph "If strong-authentication ...", append to the first sentence "and, optionally, a **responder-certificate** or **certificate-selector**".*

In 8.1.1.2.2 append the following paragraph:

The **responder-certificate** is a **certificate** of the responder of the association, generated by a trusted source (e.g. a certification-authority) and, optionally, additional certificates which provide a certification-path for the responder's certificate. It may be supplied by the responder of the association, if the **responder-bind-token** is an **asymmetric-token**. If the responder is an MTS-user, the **responder-certificate** shall contain the **OR-address** of the responder in the *x400Address* component in its subject alternative name field (see 12.3.2.1 of ITU-T Rec. X.509 | ISO/IEC 9594-8), unless the security-policy provides an alternative binding of the certificate to the MTS-user. If the responder is the MTS, the **responder-certificate** shall contain the **MTA-name** of the responder in an *mta-name* (see A.5.1 of ITU-T Rec. X.402 | ISO/IEC 10021-2) in the *otherName* component in its subject alternative name field, unless the security-policy provides an alternative binding of the certificate to the responding MTA. The **responder-certificate** may be used to convey a verified copy of the public-asymmetric-encryption-key (**subject-public-key**) of the responder of the association. The responder's public-asymmetric-encryption-key may be used by the initiator to validate the **responder-bind-token**. If the initiator is known to have, or have access to, the responder's **certificate** (e.g. via the Directory), the **responder-certificate** may be omitted and, where the responder has more than one certificate, a **certificate-selector** may be supplied to identify the certificate using any certificate selection criteria specified for certificate match (see 12.7.2 of ITU-T Rec. X.509 | ISO/IEC 9594-8).

3 Subclause 8.2.1.1.1.26

*In 8.2.1.1.1.26 penultimate paragraph replace "the message-token provides for non-repudiation-of-origin of the message content" by "the **message-token** may provide non-repudiation-of-origin of the message **content** subject to availability of an appropriate Public Key infrastructure".*

4 Subclause 8.2.1.1.1.28

*In 8.2.1.1.1.28 third paragraph after "to provide for non-repudiation-of-origin of the message **content**" insert "subject to availability of an appropriate Public Key infrastructure".*

5 Subclause 8.2.1.1.2.4

*In 8.2.1.1.2.4 penultimate paragraph after "An asymmetric **proof-of-submission** may also provide for Non Repudiation of Submission" insert "subject to availability of an appropriate Public Key infrastructure".*

6 Subclause 8.3.1.1.2.2

*In 8.3.1.1.2.2 penultimate paragraph after "An asymmetric **proof-of-delivery** may also provide for Non Repudiation of Delivery" insert "subject to availability of an appropriate Public Key infrastructure".*

7 Subclause 8.4.1.2

*In 8.4.1.2 insert "simple-authentication" before each occurrence of "**credentials**" in the first paragraph.*

8 Subclause 8.4.1.2.1.1 (standards.iteh.ai)

Delete the third paragraph of 8.4.1.2.1.1.

9 Subclause 8.4.1.2.1.2 <http://standards.iteh.ai/catalog/standards/sist/3e2ae622-579d-48b4-92fd-ba0c2032df1e/iso-iec-10021-4-1997-cor-2-2000>

Delete "(i.e. simple or strong)" from the second paragraph of 8.4.1.2.1.2.

10 Subclause 8.5.8

*In 8.5.8 replace the bullet on "**recipient-name**" by:*

recipient-name: either the **OR-address-and-or-directory-name** of the intended-recipient of the **token**; or, for strong authentication in an MTA-bind, the **MTA-name** and optionally the **global-domain-identifier** of the peer MTA (i.e. the recipient of the bind-token); or, for strong authentication in an MTS-bind, the **MTA-name** and optionally the **global-domain-identifier** of the MTA where the token is generated by the MTS-user, or the **OR-address-and-optional-directory-name** of the MTS-user where the token is generated by the MTS; or, for strong authentication in an MS-bind, the **OR-address-and-optional-directory-name** of the MS-user (whether the token is generated by the MS or by the MS-user);

11 Figure 2

In Figure 2 (Part 1 of 29), before "-- Object Identifiers" insert:

-- IPM Information Objects

IPMPerRecipientEnvelopeExtensions

```
----  
FROM IPMSInformationObjects { joint-iso-itu-t mhs(6) ipms(1) modules(0)  
information-objects(2) version-1997(1) }
```

In Figure 2 (Part 4 of 29), replace the productions for **InitiatorCredentials** and **ResponderCredentials** by:

```
InitiatorCredentials ::= Credentials

ResponderCredentials ::= Credentials

Credentials ::= CHOICE {
    simple Password,
    strong [0] StrongCredentials,
    ... /
    protected [1] ProtectedPassword }
```

In Figure 2 (Part 4 of 29), replace the production for **StrongCredentials** by:

```
StrongCredentials ::= SET {
    bind-token [0] Token,
    certificate [1] Certificates OPTIONAL,
    ... /
    certificate-selector [2] CertificateAssertion OPTIONAL }
```

In Figure 2 (Part 9 of 29), replace the production for **ChangeCredentialsArgument** by:

```
ChangeCredentialsArgument ::= SET {
    old-credentials [0] Credentials (WITH COMPONENTS { simple } ),
    new-credentials [1] Credentials (WITH COMPONENTS { simple } ) }
```

In Figure 2 (Part 10 of 29), delete the production for **Credentials**.

In Figure 2 (Part 11 of 29), in the production for **PerRecipientMessageSubmissionExtensions**, insert the line "**IPMPerRecipientEnvelopeExtensions** |" before "**PrivateExtensions**,".

In Figure 2 (Part 13 of 29), in the production for **MessageDeliveryExtensions**, insert the line "**IPMPerRecipientEnvelopeExtensions** |" before "**PrivateExtensions**,".

12 Subclause 12.1.1.1.2 [ISO/IEC 10021-4:1997/Cor 2:2000](https://standards.iteh.ai/catalog/standards/sist/3e2ae622-579d-48b4-92fd-ba0c2032dffe/iso-iec-10021-4:1997/cor-2:2000)

In 12.1.1.1.2 fourth paragraph "If strong-authentication ...", append "or **certificate-selector**".

In 12.1.1.1.2 final paragraph first sentence append "and, optionally, additional certificates which provide a certification-path for the initiator's certificate". Insert after the second sentence "The **initiator-certificate** shall contain the **MTA-name** of the initiator in an *mta-name* (see A.5.1 of ITU-T Rec. X.402 | ISO/IEC 10021-2) in the *otherName* component in its subject alternative name field (see 12.3.2.1 of ITU-T Rec. X.509 | ISO/IEC 9594-8), unless the security-policy provides an alternative binding of the certificate to the initiating MTA.". In the final sentence append "and, where the initiator has more than one certificate, a **certificate-selector** may be supplied to identify the certificate using any certificate selection criteria specified for certificate match (see 12.7.2 of ITU-T Rec. X.509 | ISO/IEC 9594-8)".

13 Subclause 12.1.1.1.2.2

In 12.1.1.1.2.2 fourth paragraph "If strong-authentication ...", append to the first sentence "and, optionally, a **responder-certificate** or **certificate-selector**".

In 12.1.1.1.2.2 append the following paragraph:

The **responder-certificate** is a **certificate** of the responder of the association, generated by a trusted source (e.g. a certification-authority) and, optionally, additional certificates which provide a certification-path for the responder's certificate. It may be supplied by the responder of the association, if the **responder-bind-token** is an **asymmetric-token**. The **responder-certificate** shall contain the **MTA-name** of the responder in an *mta-name* (see A.5.1 of ITU-T Rec. X.402 | ISO/IEC 10021-2) in the *otherName* component in its subject alternative name field (see 12.3.2.1 of ITU-T Rec. X.509 | ISO/IEC 9594-8), unless the security-policy provides an alternative binding of the certificate to the responding MTA. The **responder-certificate** may be used to convey a verified copy of the public-asymmetric-encryption-key (**subject-public-key**) of the responder of the association. The responder's public-asymmetric-encryption-key may be used by the initiator to validate the **responder-bind-token**. If the initiator is known to have, or have access to, the responder's **certificate** (e.g. via

the Directory), the **responder-certificate** may be omitted and, where the responder has more than one certificate, a **certificate-selector** may be supplied to identify the certificate using any certificate selection criteria specified for certificate match (see 12.7.2 of ITU-T Rec. X.509 | ISO/IEC 9594-8).

14 **Figure 4**

In Figure 4 (Part 1 of 7), before "-- Object Identifiers" insert:


-- IPM Information Objects

```
IPMPerRecipientEnvelopeExtensions
----
FROM IPMSInformationObjects { joint-iso-itu-t mhs(6) ipms(1) modules(0)
information-objects(2) version-1997(1) }
```

In Figure 4 (Part 3 of 7), in the production for PerRecipientMessageTransferExtensions, insert the line "IPMPerRecipientEnvelopeExtensions |" before "PrivateExtensions,".

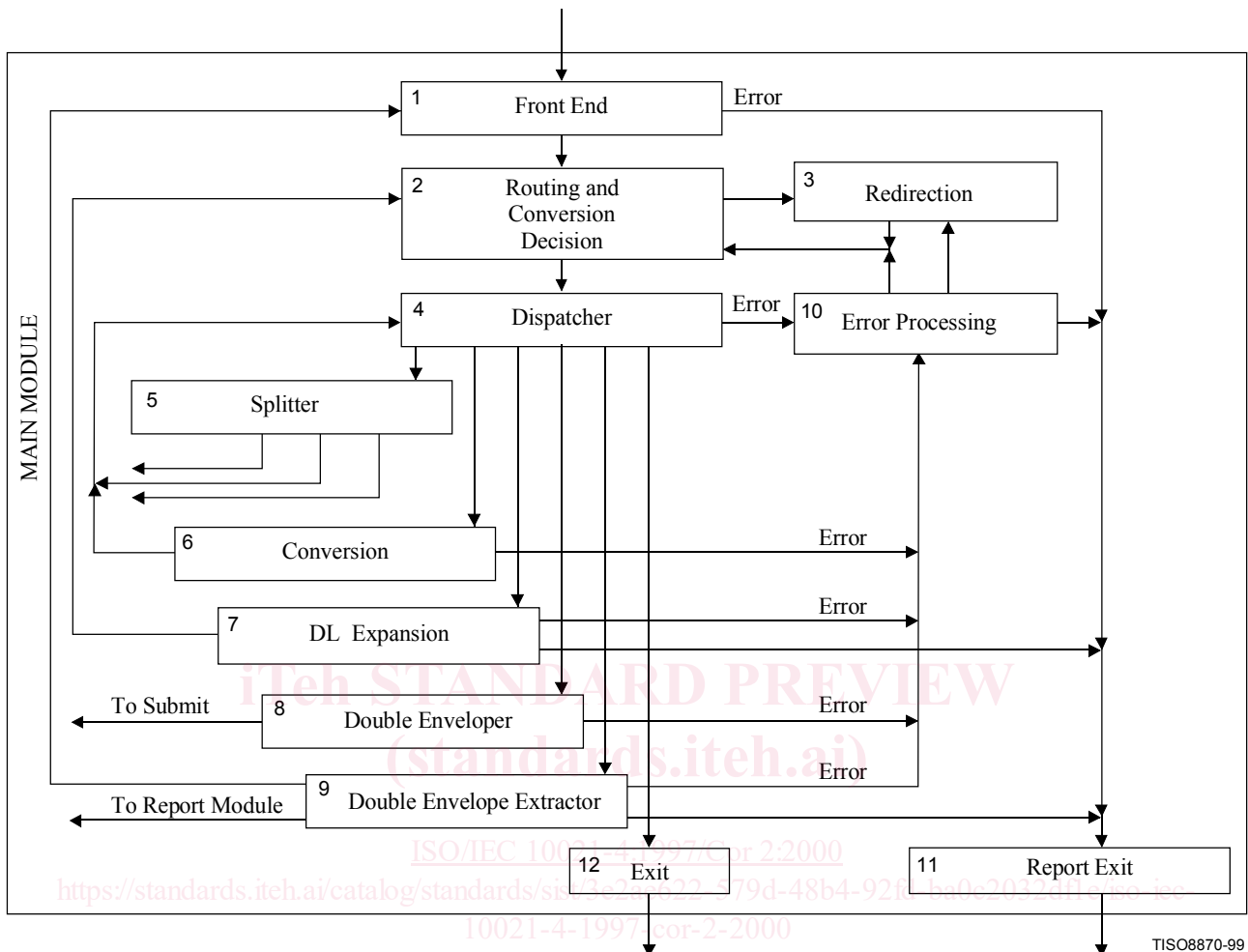
15 **Figure 7**

Replace Figure 7 by:



16 **Figure 8**

Replace Figure 8 by:



NOTE – Numbers in this figure refer to the numbered steps in the control procedures logic (see 14.3.1.4).

17 **Subclause 14.3.1.4**

In 14.3.1.4 insert new steps 8) and 9), and renumber subsequent steps accordingly:

8) The Double-enveloper procedure is called if the routing instruction requires the message to be embedded within an **inner-envelope content-type**.

In the case of a successful return the procedure terminates, as the MTA has no further processing to perform on the original message.

In the case of an unsuccessful return, processing continues at step 10 (Error-handler).

9) The Double-envelope-extractor procedure is called if the routing instruction is to extract the inner envelope from the **content**.

Upon successful return of an extracted message or probe, processing of the extracted message or probe resumes at step 1. Upon successful return of an extracted report, processing of the extracted report continues as specified in 14.4.1. In addition in each case, processing of the report instructions on the original message continues at step 11.

Upon an unsuccessful return, processing continues at step 10 (Error-handler).

18 Subclause 14.3.4.4

In 14.3.4.4 renumber steps 6) and 7) as 7) and 8), and insert new step 6):

6) If the recipient **OR-name** identifies a double-envelope-extractor at this MTA and the **content-type** of the message is **inner-envelope**, then the procedure returns a routing instruction to extract the inner envelope from the **content**. The procedure then terminates.

Insert a new second paragraph in the former step 7) now renumbered 8):

If the security-policy specifies that a double envelope is required for the identified next hop and the **content-type** of the message is not **inner-envelope**, then the procedure returns a routing instruction to embed the current message within the **content** of a new message using the procedure specified in 14.3.13. The procedure then terminates.

19 Subclause 14.3.12.4

In 14.3.12.4 bullet 4) b), append to the second sentence ", and terminal-type set to the value g3-facsimile".

Insert a new bullet 4) c):

- c) telex-delivery: Values of **country-name**, **administration-domain-name**, and optionally **private-domain-name** are configured. The **OR-address** is constructed from the configured components and a **network-address** obtained from the values of the **telexNumber** and **countryCode** components of the *telexNumber* Directory attribute, a **terminal-identifier** obtained from the value of the answerback component of the *telexNumber* Directory attribute, and **terminal-type** set to the value *telex*. This is considered to satisfy the **telex-delivery** method.

Insert new subclauses 14.3.13 and 14.3.14, as follows:

<https://standards.iteh.ai/catalog/standards/sist/3e2ae622-579d-48b4-92fd-ba0c2032df1e/iso-iec-10021-4-1997-cor-2-2000>

14.3.13 Double-enveloper Procedure

This procedure takes a message, probe or report, and places the entire object in the content of a new message which is addressed to a remote double-envelope-extractor, and submitted as a new message which has an inner-envelope content-type.

14.3.13.1 Arguments

- 1) A message, probe or report which is to be wrapped in an outer-envelope.
- 2) The **OR-name** of the remote double-envelope-extractor.
- 3) The **OR-name** of this double-enveloper.
- 4) The security services to be applied to protect the inner-envelope content and either specific algorithm information or algorithm preferences for these (for content-confidentiality, message-token-encrypted-data, message-token-signed-data, and message-origin-authentication-check).

14.3.13.2 Results

None, as the MTA has no further processing to perform on the original message.

NOTE – There are two output events from this procedure: one is submission of a new message containing the inner-envelope, and the second is a record of sufficient information to enable the double-enveloper to construct a non-delivery report on the original message in the event that it receives a non-delivery report on the new message.

14.3.13.3 Errors

An indication of a security-error if a requested service could not be provided.

NOTE – The occurrence of such a security-error may indicate a configuration error (where a configured algorithm, or the MTA's private-key for it, is unavailable), or an error in the certificate of the double envelope extractor.

14.3.13.4 Procedure Description

The entire MTS-APDU containing the subject message, probe or report, is placed in the content of a new message, whose originator is the **OR-name** of this double-enveloper and whose recipient is the **OR-name** of the remote double-envelope-extractor. The originator-report-request for this recipient is set to report, and the content-type is set to inner-envelope.

If algorithm preferences are specified for the requested security services and the directory-name is present within the **OR-name** of the remote double-envelope-extractor, then that Directory entry is read to obtain its Supported Algorithms and User Certificate attribute. The algorithm highest in the preference order which is supported by both this MTA and by the remote double-envelope-extractor is selected for each requested security service (i.e. content-confidentiality, message-token-encrypted-data, message-token-signed-data, and message-origin-authentication-check). The algorithm-information contains an algorithm-identifier, and, optionally, information to select an appropriate Certificate for that algorithm for the originator or recipient or both (depending on the requirements of the algorithm). Certificate-selector information is required only if the Directory entry may contain more than one Certificate for the identified algorithm. If the directory-name is not present, then the highest preference is selected, and local configuration of the remote double-envelope-extractor's public encryption key will be required.

The content is encrypted using the selected (or configured) content-confidentiality-algorithm which may be an asymmetric algorithm, or if this is a symmetric algorithm then a random content-confidentiality-key is generated and used to encrypt the content, and a message-token created with this key encrypted using the selected (or configured) message-token-encryption-algorithm (which must be an asymmetric algorithm) and signed using the selected (or configured) message-token-signature-algorithm (which must be a signature algorithm). The public key that is used with the asymmetric encryption algorithm is found by using the algorithm-identifier and recipient-certificate-selector to select an appropriate Certificate from the Directory entry.

If message-origin-authentication is specified, then a message-origin-authentication-check is computed containing a signature of the encrypted content using the selected (or configured) algorithm together with the private key of this MTA corresponding to its Certificate identified by originator-certificate-selector.

The new message containing the inner-envelope is submitted, and a record is made of its message-submission-identifier together with sufficient information to enable the double-enveloper to construct a non-delivery report on the original message in the event that it receives a non-delivery report on the new message.

14.3.14 Double-envelope-extractor Procedure

This procedure takes a message which has an inner-envelope content-type and extracts from its content a message, probe or report which the MTA then processes as if it had been transferred normally.

14.3.14.1 Arguments

A message which has an inner-envelope content-type.

14.3.14.2 Results

A message, probe or report.

14.3.14.3 Errors

An indication of a security-error if verification of a security argument failed.

In response to a probe, or to a message with a content-type other than inner-envelope, a report generation instruction unable-to-transfer unrecognised-OR-name.

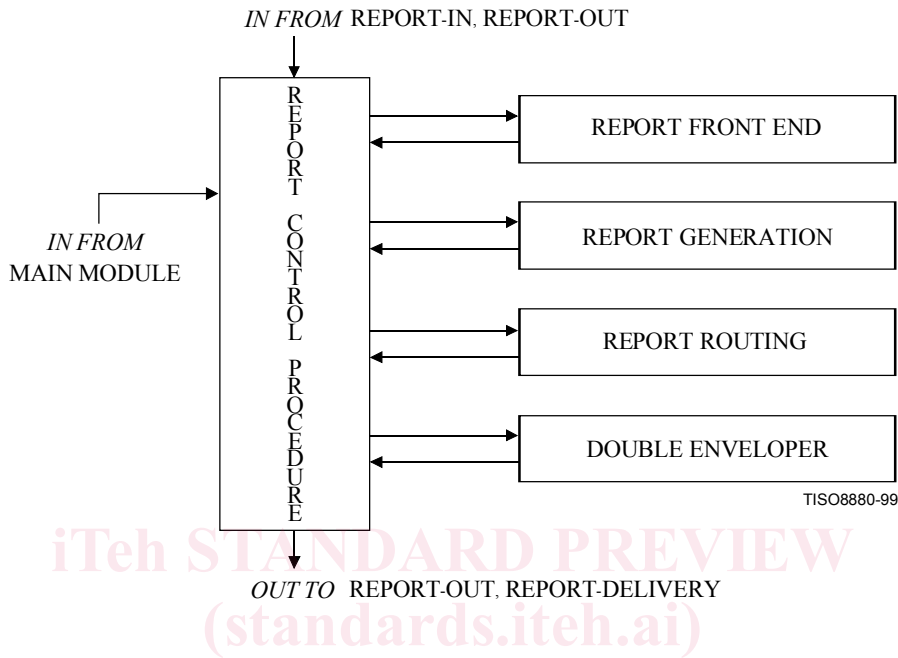
14.3.14.4 Procedure Description

The message-delivery procedure (see 14.7.1) is followed (as appropriate), including generation of a report instruction where requested.

If message-origin-authentication-check is present, then this is verified. The content is decrypted, and the message, probe or report is extracted and passed to the front-end (or report-front-end) procedure.

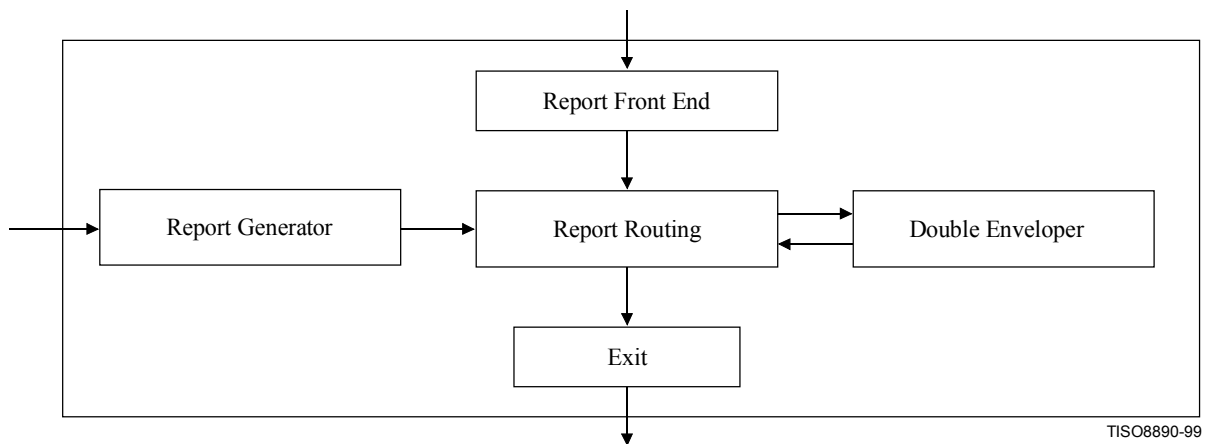
20 **Figure 10**

Replace Figure 10 by:



21 **Figure 11**

Replace Figure 11 by:
<https://standards.iteh.ai/catalog/standards/sist/3e2ae622-579d-48b4-92fd-ba0c2032dffe/iso-iec-10021-4-1997-cor-2-2000>



22 **Subclause 14.4.4.4**

In 14.4.4.4, insert a new second paragraph in step 1) a):

If the security-policy specifies that a double envelope is required for the identified next hop, then the procedure returns an instruction to embed the report within the **content** of a new message using the procedure specified in 14.3.13. The procedure then terminates.