

ETSI TS 186 002-3 V1.3.1 (2010-06)

Technical Specification

**Telecommunications and Internet Converged Services and
Protocols for Advanced Networking (TISPAN);
Interworking between Session Initiation Protocol (SIP) and
Bearer Independent Call Control Protocol (BICC) or
ISDN User Part (ISUP);
Part 3: Test Suite Structure and Test Purposes (TSS&TP)
for Profile C**

iTeh STANDARD PREVIEW
(standards.iteh.ai)

Full standard:
<https://standards.iteh.ai/catalog/standards/sist/0ff6b37f-a72c-48cc-9051-72c9ebaf1b5d/etsi-ts-186-002-3-v1.3.1-2010-06>



Reference

RTS/TISPAN-06059-3-NGN-R1

Keywords

BICC, ISUP, SIP, testing, TSS&TP

ETSI

650 Route des Lucioles
F-06921 Sophia Antipolis Cedex - FRANCE

Tel.: +33 4 92 94 42 00 Fax: +33 4 93 65 47 16

Siret N° 348 623 562 00017 - NAF 742 C
Association à but non lucratif enregistrée à la
Sous-Préfecture de Grasse (06) N° 7803/88

Important notice

Individual copies of the present document can be downloaded from:

<http://www.etsi.org>

The present document may be made available in more than one electronic version or in print. In any case of existing or perceived difference in contents between such versions, the reference version is the Portable Document Format (PDF). In case of dispute, the reference shall be the printing on ETSI printers of the PDF version kept on a specific network drive within ETSI Secretariat.

Users of the present document should be aware that the document may be subject to revision or change of status. Information on the current status of this and other ETSI documents is available at

<http://portal.etsi.org/tb/status/status.asp>

If you find errors in the present document, please send your comment to one of the following services:

http://portal.etsi.org/chaicor/ETSI_support.asp

Copyright Notification

No part may be reproduced except as authorized by written permission.
The copyright and the foregoing restriction extend to reproduction in all media.

© European Telecommunications Standards Institute 2010.
All rights reserved.

DECT™, **PLUGTESTS™**, **UMTS™**, **TIPHON™**, the TIPHON logo and the ETSI logo are Trade Marks of ETSI registered for the benefit of its Members.

3GPP™ is a Trade Mark of ETSI registered for the benefit of its Members and of the 3GPP Organizational Partners.

LTE™ is a Trade Mark of ETSI currently being registered

for the benefit of its Members and of the 3GPP Organizational Partners.

GSM® and the GSM logo are Trade Marks registered and owned by the GSM Association.

Contents

Intellectual Property Rights	5
Foreword.....	5
1 Scope	6
2 References	6
2.1 Normative references	6
2.2 Informative references.....	7
3 Definitions and abbreviations.....	7
3.1 Definitions.....	7
3.1.1 SIP Profile C for interworking between SIP with MIME encoding of ISUP and BICC/ISUP.....	8
3.2 Abbreviations	10
4 Test Suite Structure (TSS).....	13
4.1 Interworking from SIP to BICC/ISUP (outgoing call)	13
4.2 Interworking from BICC/ISUP to SIP (incoming call)	13
4.3 Supplementary services supported by encapsulation	14
4.4 Interworking SIP-I/ISDN basic call (outgoing).....	14
4.5 Interworking SIP-I/ISDN basic call (incoming).....	14
4.6 Interworking SIP-I/ISDN Supplementary Services.....	15
5 Test Purposes (TP)	15
5.1 Introduction	15
5.1.1 Test Purpose (TP) naming convention.....	15
5.1.2 Source of test purpose definition	15
5.1.3 Test purpose structure	15
5.2 Test purposes for the basic call	16
5.2.1 Interworking from SIP-I to ISUP (outgoing call).....	16
5.2.1.1 Sending of the Initial Address Message (IAM).....	16
5.2.1.2 Sending of the Subsequent Address Message (SAM)	50
5.2.1.3 Sending of COT	51
5.2.1.4 Receipt of the Address Complete Message (ACM)	52
5.2.1.5 Receipt of the Call progress message (CPG)	53
5.2.1.6 Receipt of the Answer message (ANM).....	55
5.2.1.7 Receipt of the Connect message (CON).....	56
5.2.1.8 Receipt of the REL message	56
5.2.1.9 Autonomous release at I-IWU.....	61
5.2.1.10 Receipt of the Release message BYE / CANCEL.....	65
5.2.1.11 Receipt of Reset circuit message (RSC), Circuit group reset message (GRS) or Circuit group blocking message (CGB) with the indication hardware failure oriented	66
5.2.1.12 Receipt of the Suspend message (SUS) network initiated	72
5.2.1.13 Receipt of the RESume message (RES) network initiated.....	73
5.2.1.14 Receipt of Confusion message	73
5.2.1.15 Segmentation.....	74
5.2.2 Interworking from ISUP to SIP-I.....	74
5.2.2.1 Sending of the INVITE message.....	74
5.2.2.2 Receipt of the SAM message after INVITE has been send.....	96
5.2.2.3 Sending of the ACM message	112
5.2.2.4 Sending of the CPG message	122
5.2.2.5 Sending of the ANM message.....	123
5.2.2.6 Sending of the CON message.....	124
5.2.2.7 Receipt of the Release message (REL)	124
5.2.2.8 Sending of a REL message (REL) / receipt of a backward BYE	128
5.2.2.9 Autonomous release at O-IWU	132
5.2.2.9.1 Receipt of Reset Circuit message (RSC)	132
5.2.2.9.2 Receipt of Circuit group reset message (GRS).....	135
5.2.2.9.3 Receipt of Circuit group blocking message (CGB).....	139

5.2.2.10	Receipt of Confusion message	144
5.2.2.11	Receipt of "Suspend" or "Resume" message.....	144
5.2.2.12	Receipt of a Blocking message	145
5.2.2.13	Receipt of a user part test message.....	147
5.2.2.14	Segmentation.....	148
5.3	Test purposes for the Supplementary Services	148
5.3.1	Calling Line Identification Presentation (CLIP).....	148
5.3.2	Calling Line Identification Restriction (CLIR).....	164
5.3.3	Connected line identification presentation (COLP).....	174
5.3.4	Connected Line Identification Restriction (COLR).....	186
5.3.5	Terminal Portability (TP).....	192
5.3.6	SUB-addressing (SUB).....	194
5.3.7	Malicious Call Identification (MCID)	196
5.3.8	Call hold (HOLD).....	202
5.3.9	Call Waiting (CW).....	211
5.3.10	Call Diversion (CFB, CFNR, CFU, CD)	214
5.3.11	CONF.....	229
5.3.12	ECT.....	239
5.3.13	3PTY.....	256
5.3.14	User-to-user service	269
5.3.14.1	User-to-user service 1	269
5.3.14.2	User-to-user service 2	274
5.3.14.3	User-to-user service 3	277
Annex A (informative):	Bibliography	283
Annex B (informative):	Change history	284
History		285

iTeh STANDARD PREVIEW
 (standards.iteh.ai)
 Full standard:
<https://standards.iteh.ai/catalog/standards/sis/0ff6b37f-a72c-48cc-9051-72c9ebaf1b5d/etsi-ts-186-002-3-v1.3.1-2010-06>

Intellectual Property Rights

IPRs essential or potentially essential to the present document may have been declared to ETSI. The information pertaining to these essential IPRs, if any, is publicly available for **ETSI members and non-members**, and can be found in ETSI SR 000 314: "*Intellectual Property Rights (IPRs); Essential, or potentially Essential, IPRs notified to ETSI in respect of ETSI standards*", which is available from the ETSI Secretariat. Latest updates are available on the ETSI Web server (<http://webapp.etsi.org/IPR/home.asp>).

Pursuant to the ETSI IPR Policy, no investigation, including IPR searches, has been carried out by ETSI. No guarantee can be given as to the existence of other IPRs not referenced in ETSI SR 000 314 (or the updates on the ETSI Web server) which are, or may be, or may become, essential to the present document.

Foreword

This Technical Specification (TS) has been produced by ETSI Technical Committee Telecommunications and Internet converged Services and Protocols for Advanced Networking (TISPAN).

The present document is part 3 of a multi-part deliverable covering the Interworking between Session Initiation Protocol (SIP) and Bearer Independent Call Control Protocol (BICC) or ISDN User Part (ISUP), as identified below:

- Part 1: "Protocol Implementation Conformance Statement (PICS)";
- Part 2: "Test Suite Structure and Test Purposes (TSS&TP) for Profile A and B";
- Part 3: "Test Suite Structure and Test Purposes (TSS&TP) for Profile C";**
- Part 4: "Abstract Test Suite (ATS) and partial Protocol Implementation eXtra Information for Testing (PIXIT) for Profiles A and B";
- Part 5: "Abstract Test Suite (ATS) and partial Protocol Implementation eXtra Information for Testing (PIXIT) for Profile C".

1 Scope

The present document specifies the network Test Suite Structure and Test Purposes (TSS and TP) Interworking between Session Initiation Protocol (SIP) and Bearer Independent Call Control Protocol (BICCP) or ISDN User Part (ISUP) for the Profile C (SIP-I) described in the ITU-T Recommendation Q.1912.5 [1] and EN 383 001 [2].

.A further part of the present document specifies the Abstract Test Suite (ATS) and partial Protocol Implementation eXtra Information for Testing (PIXIT) proforma based on the present document.

2 References

References are either specific (identified by date of publication and/or edition number or version number) or non-specific. For specific references, only the cited version applies. For non-specific references, the latest version of the reference document (including any amendments) applies.

Referenced documents which are not found to be publicly available in the expected location might be found at <http://docbox.etsi.org/Reference>.

NOTE: While any hyperlinks included in this clause were valid at the time of publication ETSI cannot guarantee their long term validity.

2.1 Normative references

The following referenced documents are necessary for the application of the present document.

- [1] ITU-T Recommendation Q.1912.5: "Interworking between Session Initiation Protocol (SIP) and Bearer Independent Call Control protocol or ISDN User Part".
- [2] ETSI EN 383 001: "Telecommunications and Internet converged Services and Protocols for Advanced Networking (TISPAN); Interworking between Session Initiation Protocol (SIP) and Bearer Independent Call Control (BICC) Protocol or ISDN User Part (ISUP) [ITU-T Recommendation Q.1912.5, modified]".
- [3] ITU-T Recommendation Q.850 (1998): "Usage of cause and location in the Digital Subscriber Signalling System No. 1 and the Signalling System No. 7 ISDN User Part".
- [4] IETF RFC 3261 (2002): "SIP: Session Initiation Protocol".
- [5] IETF RFC 3312 (2002): "Integration of Resource Management and Session Initiation Protocol (SIP)".
- [6] ISO/IEC 9646-1 (1994): "Information technology - Open Systems Interconnection - Conformance testing methodology and framework - Part 1: General concepts".
- [7] ISO/IEC 9646-3 (1992): "Information technology - Open Systems Interconnection - Conformance testing methodology and framework - Part 3: The Tree and Tabular Combined Notation (TTCN)".
- [8] ISO/IEC 9646-7 (1995): "Information technology - Open Systems Interconnection - Conformance testing methodology and framework - Part 7: Implementation Conformance Statements".
- [9] ITU-T Recommendation E.164: "The international public telecommunication numbering plan".
- [10] IETF RFC 3311 (2002): "The Session Initiation Protocol (SIP) UPDATE Method".
- [11] ITU-T Recommendation Q.1902.4: "Bearer Independent Call Control protocol (Capability Set 2): Basic call procedures".

2.2 Informative references

The following referenced documents are not necessary for the application of the present document but they assist the user with regard to a particular subject area.

- [i.1] ITU-T Recommendation Q.730: "ISDN user part supplementary services".
- [i.2] ITU-T Recommendation Q.731: "Stage 3 description for the number identification supplementary services using SS No.7".
- [i.3] ITU-T Recommendation Q.731.7: "Malicious call identification (MCID)".
- [i.4] ITU-T Recommendation Q.732: "Call diversion services".
- [i.5] ITU-T Recommendation Q.732.7: "Explicit Call Transfer".
- [i.6] ITU-T Recommendation Q.733: "Stage 3 description for call completion supplementary services using Signalling System No. 7: Terminal portability (TP)".
- [i.7] ITU-T Recommendation Q.734: "Stage 3 description for multiparty supplementary services using Signalling System No. 7 : Conference calling".
- [i.8] ITU-T Recommendation Q.734.2: "Three-party service".
- [i.9] ITU-T Recommendation Q.735: "Closed user group (CUG)".
- [i.10] ITU-T Recommendation Q.737: "User-to-user signalling (UUS)".
- [i.11] ITU-T Recommendation Q.784: "ISUP basic call test specification".
- [i.12] ITU-T Recommendations Q.764: "Signalling System No. 7 - ISDN User Part signalling procedures".

3 Definitions and abbreviations

3.1 Definitions

For the purposes of the present document, the following terms and definitions apply:

- terms defined in SIP/ISUP interworking reference specification;
- terms defined in ISDN layer 3 reference specification;
- terms defined in ISDN User Part (ISUP) reference specification terms defined in ISO/IEC 9646-1 [6], ISO/IEC 9646-3 [7] and in ISO/IEC 9646-7 [8].

Abstract Test Case (ATC): complete and independent specification of the actions required to achieve a specific test purpose, defined at the level of abstraction of a particular Abstract Test Method, starting in a stable testing state and ending in a stable testing state

Abstract Test Method (ATM): description of how an SUT is to be tested, given at an appropriate level of abstraction to make the description independent of any particular realization of a Means Of Testing, but with enough detail to enable abstract test cases to be specified for this method

Abstract Test Suite (ATS): test suite composed of abstract test cases

Implementation Under Test (SUT): implementation of one or more OSI protocols in an adjacent user/provider relationship, being part of a real open system which is to be studied by testing

Means of Testing (MOT): combination of equipment and procedures that can perform the derivation, selection, parameterization and execution of test cases, in conformance with a reference standardized ATS, and can produce a conformance log

PICS proforma: document, in the form of a questionnaire, which when completed for an implementation or system becomes the PICS

PIXIT proforma: document, in the form of a questionnaire, which when completed for the SUT becomes the PIXIT

Point of Control and Observation (PCO): point within a testing environment where the occurrence of test events is to be controlled and observed, as defined in an Abstract Test Method

pre-test condition: setting or state in the SUT which cannot be achieved by providing stimulus from the test environment

Protocol Implementation Conformance Statement (PICS): statement made by the supplier of a protocol claimed to conform to a given specification, stating which capabilities have been implemented

Protocol Implementation eXtra Information for Testing (PIXIT): statement made by a supplier or implementor of an SUT (protocol) which contains or references all of the information related to the SUT and its testing environment, which will enable the test laboratory to run an appropriate test suite against the SUT

SIP number: number conforming to the numbering and structure specified in ITU-T Recommendation E.164 [9]

System Under Test (SUT): real open system in which the SUT resides

user: access protocol entity at the user side of the user-network interface where a T reference point or coincident S and T reference point applies

3.1.1 SIP Profile C for interworking between SIP with MIME encoding of ISUP and BICC/ISUP

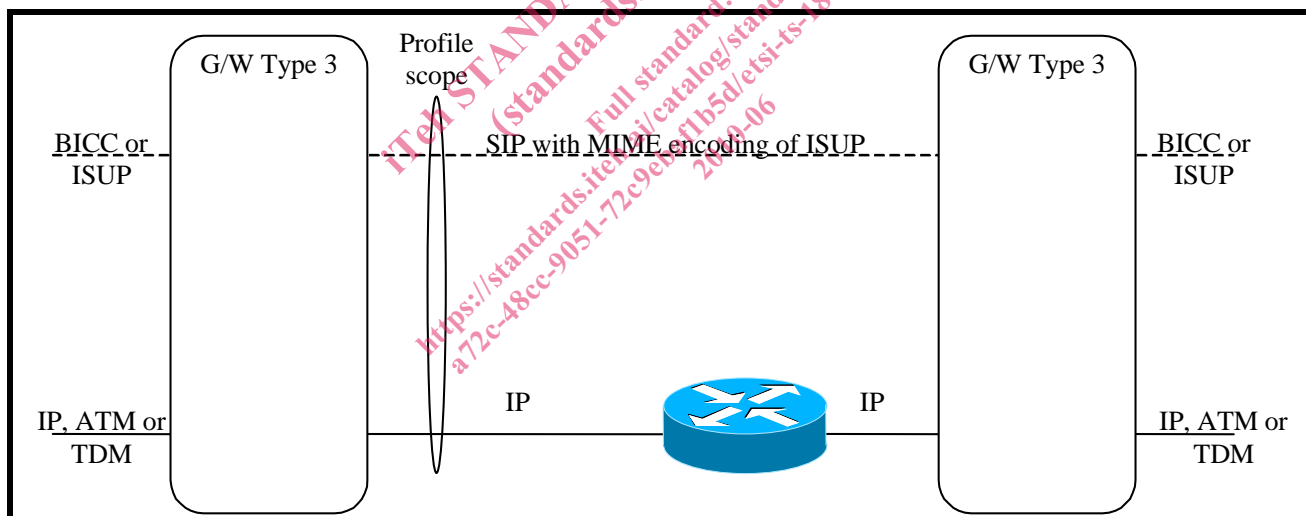


Figure 1: Profile scope for SIP with MIME encoding of ISUP interworking with BICC/ISUP with type 3 gateways

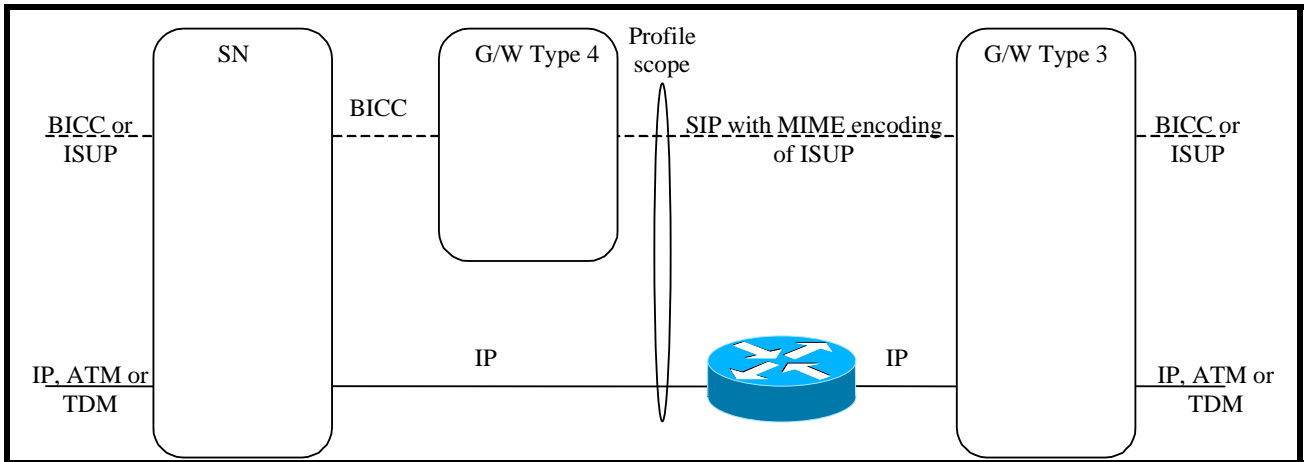


Figure 2: Profile scope for SIP, with MIME encoding of ISUP interworking with BICC/ISUP with type 3 and 4 gateways




Figure 3: Profile scope for SIP with MIME encoding of ISUP interworking with BICC/ISUP with type 3 gateways

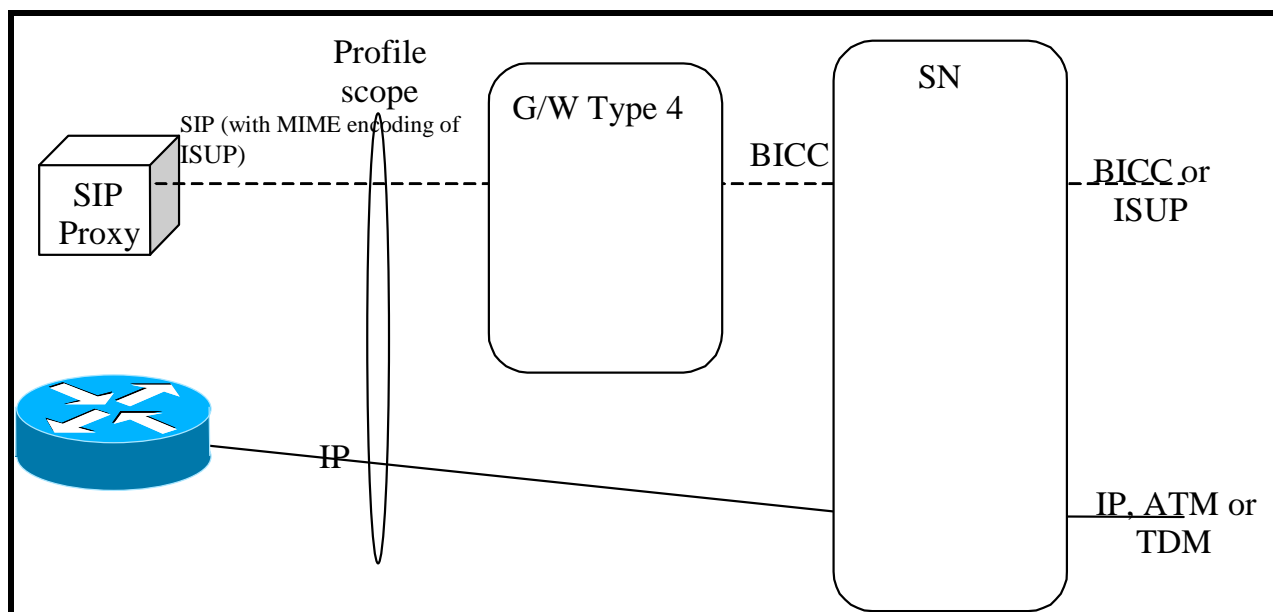


Figure 4: Profile scope for SIP, with MIME encoding of ISUP interworking with BICC/ISUP with type 4 gateway

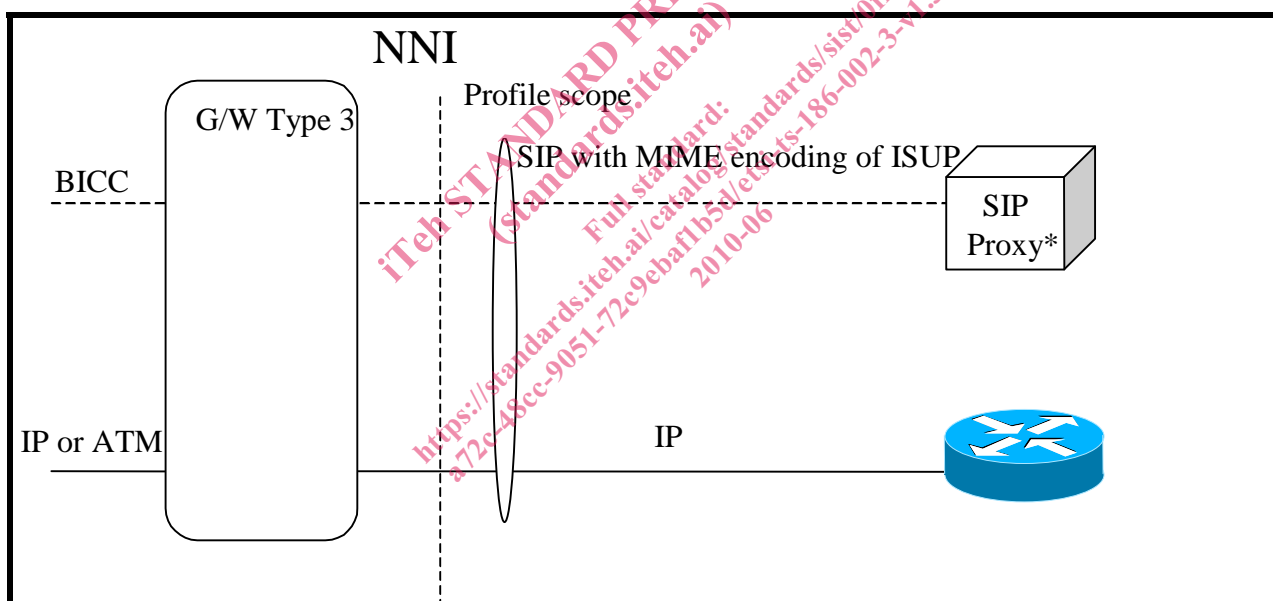


Figure 5: Profile scope for SIP, with MIME encoding of ISUP interworking with BICC/ISUP with type 3 gateway

3.2 Abbreviations

For the purposes of the present document, the following abbreviations apply:

3PTY	Three-Party
ACM	Address Complete Message
ANM	ANswer Message
ASP	Abstract Service Primitive
ATC	Abstract Test Case
ATM	Abstract Test Method
ATP	Access Transport Parameter
ATS	Abstract Test Suite
AVP	Attribute-Value Pairs

BC	Bearer Capability
BCI	Backward Call Indicators
BICC	Bearer Independent Call Control protocol
BICCP	Bearer Independent Call Control Protocol
BLA	BLocking Acknowledgement message
BLO	BLocking message
CC	Country Code
CCBS	Completion of Communication to Busy Subscriber
CD	Call Deflection
CDIV	Call DIVersion
CFB	Call Forwarding Busy
CFN	ConFusioN message
CFNR	Communications Forwarding No Reply
CFU	Call Forwarding Unconditional
CGB	Circuit Group Blocking
CGBA	Circuit Group Blocking Acknowledgement message
CGU	Circuit Group Unblocking message
CGUA	Circuit Group Unblocking Acknowledgement message
CLIP	Calling Line Identification Presentation
CLIR	Calling Line Identification Restriction
COL	COnnected Line
COLP	COnnected Line identification Presentation
COLR	COnnected Line identification Restriction
CON	CONnect message
CONF	CONFerence calling
COT	COntinuity message
CPG	Call Progress Message
CPS	Calling Party's Category
CTNb	ConnecTed Number
CUG	Closed User Group
CW	Call Waiting
DISC	DISConnect message
DLE	Destination Local Exchange
DSS1	Digital Subscriber System no. 1
ECT	Explicit Call transfer
FAA	FACility Accepted message
FAC	FACility message
FAR	FACility Request message
FCI	Forward Call Indicators
FRJ	Facility ReJect message
GRA	circuit Group Reset Acknowledgement message
GRS	Group ReSet
HLC	High Layer Compatibility
HOLD	Call HOLD
IA	Incomming Access
IAM	Initial Address Message
ICB	Incomming Call Barred
IDR	IDentification Request message
I-IWU	Incoming InterWorking Unit
I-MGCF	Incoming Media Gateway Control Function
IRS	IDentification ResponSe message
ISDN	Integrated Services Digital Network
ISUP	ISDN User Part
ITU	International Telecommunication Union
IUT	Implementation Under Test
LOP	LOop Prevention message
MCID	Malicious Call IDentification
MGCF	Media Gateway Control Function
MIME	Multi-purpose Internet Mail Extension
MOT	Means Of Testing
NCI	Nature of Connection Indicators
NDC	National Destination Code

OA	Outgoing Access
OBCI	Optional Backward Call Indicators
O-IWU	Outgoing InterWorking Unit
OLE	Originating Local Exchange
O-MGCF	Outgoing Media Gateway Control Function
OSI	Open Systems Interconnection
PCMA	Pulse Code Modulation A-law
PCMU	Pulse Code Modulation μ -law
PCO	Point of Control and Observation
PICS	Protocol Implementation Conformance Statement
PIXIT	Protocol Implementation eXtra Information for Testing
PT	Pay load Type
PTC	Parallel Test Component
REL	RELease message
RES	RESUME
RLC	ReLease Complete message
RSC	ReSet Circuit
RTP	Real Time Protocol
SAM	Subsequent Address Message
SDP	Session Description Protocol
SGM	SeGmentation Message
SIP	Session Initiation Protocol
SIP-I	Session Initiation Protocol with encapsulated ISUP
SN	Subscriber Number
SS	Supplementary Services
SUB	SUBaddressing
SUS	SUSPEND
SUT	System Under Test
TMR	Transmission Medium Requirement
TON	Type Of Number
TP	Test Purpose
TSS	Test Suite Structure
UNI	User-Network Interface
UPA	User Part Available message
UPT	User Part Test message
URI	Uniform Resource Identifier
USI	User Service Information parameter
USR	User-to User message
UUS	User to User Signalling

4 Test Suite Structure (TSS)

4.1 Interworking from SIP to BICC/ISUP (outgoing call)

SIP -ISUP basic call		
	Sending of the Initial Address Message (IAM)	TP101xxx
	Sending of the Subsequent Address Message (SAM)	TP102xxx
	Sending of COT	TP103xxx
	Receipt of the Address Complete Message (ACM)	TP104xxx
	Receipt of the Call Progress Message (CPG)	TP105xxx
	Receipt of the ANswer Message (ANM)	TP106xxx
	Receipt of the CONnect message (CON)	TP107xxx
	Receipt of the RELease message (REL)	TP108xxx
	Autonomous release at I-IWU	TP109xxx
	Receipt of the BYE, CANCEL message / sending of a REL message	TP110xxx
	Receipt of ReSet Circuit message (RSC), circuit Group ReSet message (GRS) or Circuit Group Blocking message (CGB) with the indication hardware failure oriented	TP111xxx
	Receipt of the SUSPEND Message (SUS)	TP112xxx
	Receipt of the RESUME Message (RES)	TP113xxx

4.2 Interworking from BICC/ISUP to SIP (incoming call)

ISUP-SIP basic call		
	Sending of the INVITE message	TP301xxx
	Receipt of the Subsequent Address Message (SAM)	TP302xxx
	Sending of the Address Complete Message (ACM)	TP303xxx
	Sending of the Call Progress Message (CPG)	TP304xxx
	Sending of the ANswer Message (ANM)	TP305xxx
	Sending of the CONnect message (CON)	TP306xxx
	Receipt of the RELease message (REL)	TP307xxx
	Sending of the RELease Message (REL)	TP308xxx
	Receipt of ReSet Circuit message (RSC), circuit Group ReSet message (GRS) or Circuit Group Blocking message (CGB) with the indication hardware failure oriented	TP309xxx
	Receipt of Confusion message	TP310xxx
	Receipt of <i>Suspend</i> message	TP311xxx
	Receipt of a Blocking message	TP312xxx
	Receipt of a user part test message	TP313xxx
	Segmentation	TP314xxx