

---

---

**Small craft — Electrical devices —  
Lightning-protection systems**

*Petits navires — Dispositifs électriques — Dispositifs de protection  
contre la foudre*

**iTeh STANDARD PREVIEW**  
**(standards.iteh.ai)**

[ISO 10134:2003](https://standards.iteh.ai/catalog/standards/sist/458a81b5-45eb-4bad-b67f-f894eca9ed3d/iso-10134-2003)

[https://standards.iteh.ai/catalog/standards/sist/458a81b5-45eb-4bad-b67f-  
f894eca9ed3d/iso-10134-2003](https://standards.iteh.ai/catalog/standards/sist/458a81b5-45eb-4bad-b67f-f894eca9ed3d/iso-10134-2003)



**PDF disclaimer**

This PDF file may contain embedded typefaces. In accordance with Adobe's licensing policy, this file may be printed or viewed but shall not be edited unless the typefaces which are embedded are licensed to and installed on the computer performing the editing. In downloading this file, parties accept therein the responsibility of not infringing Adobe's licensing policy. The ISO Central Secretariat accepts no liability in this area.

Adobe is a trademark of Adobe Systems Incorporated.

Details of the software products used to create this PDF file can be found in the General Info relative to the file; the PDF-creation parameters were optimized for printing. Every care has been taken to ensure that the file is suitable for use by ISO member bodies. In the unlikely event that a problem relating to it is found, please inform the Central Secretariat at the address given below.

**iTeh STANDARD PREVIEW**  
**(standards.iteh.ai)**

[ISO 10134:2003](https://standards.iteh.ai/catalog/standards/sist/458a81b5-45eb-4bad-b67f-f894eca9ed3d/iso-10134-2003)

<https://standards.iteh.ai/catalog/standards/sist/458a81b5-45eb-4bad-b67f-f894eca9ed3d/iso-10134-2003>

© ISO 2003

All rights reserved. Unless otherwise specified, no part of this publication may be reproduced or utilized in any form or by any means, electronic or mechanical, including photocopying and microfilm, without permission in writing from either ISO at the address below or ISO's member body in the country of the requester.

ISO copyright office  
Case postale 56 • CH-1211 Geneva 20  
Tel. + 41 22 749 01 11  
Fax + 41 22 749 09 47  
E-mail [copyright@iso.org](mailto:copyright@iso.org)  
Web [www.iso.org](http://www.iso.org)

Published in Switzerland

## Contents

Page

|  |    |
|--|----|
| Foreword.....  | iv |
| 1 Scope.....   | 1  |
| 2 Terms and definitions.....                         | 1  |
| 3 General requirements.....                          | 2  |
| 4 Materials.....                                     | 2  |
| 4.1 Corrosion resistance.....                        | 2  |
| 4.2 Wire conductors.....                             | 2  |
| 5 Installation.....                                  | 3  |
| 5.1 General precautionary measure.....               | 3  |
| 5.2 Conductive joints.....                           | 3  |
| 5.3 Height of lightning-protective mast.....         | 3  |
| 5.4 Alternatives to a lightning-protective mast..... | 5  |
| 5.5 Interconnection of metallic masses.....          | 6  |
| 5.6 Exterior bodies of metal.....                    | 6  |
| 5.7 Interior bodies of metal.....                    | 6  |
| 5.8 Exterior/interior bodies of metal.....           | 6  |
| 5.9 Lightning ground.....                            | 7  |
| 6 Vessels with metal hulls.....                      | 7  |
| 7 Sailing craft with non-metallic hulls.....         | 7  |
| 8 Engine-powered craft with non-metallic hulls.....  | 7  |
| Annex A (normative) Owner's manual.....              | 8  |
| Bibliography.....                                    | 9  |

## Foreword

ISO (the International Organization for Standardization) is a worldwide federation of national standards bodies (ISO member bodies). The work of preparing International Standards is normally carried out through ISO technical committees. Each member body interested in a subject for which a technical committee has been established has the right to be represented on that committee. International organizations, governmental and non-governmental, in liaison with ISO, also take part in the work. ISO collaborates closely with the International Electrotechnical Commission (IEC) on all matters of electrotechnical standardization.

International Standards are drafted in accordance with the rules given in the ISO/IEC Directives, Part 2.

The main task of technical committees is to prepare International Standards. Draft International Standards adopted by the technical committees are circulated to the member bodies for voting. Publication as an International Standard requires approval by at least 75 % of the member bodies casting a vote.

Attention is drawn to the possibility that some of the elements of this document may be the subject of patent rights. ISO shall not be held responsible for identifying any or all such patent rights.

ISO 10134 was prepared by Technical Committee ISO/TC 188, *Small craft*.

This second edition cancels and replaces the first edition (ISO 10134:1993), which has been technically revised.

ITEH STANDARD PREVIEW

(standards.iteh.ai)

ISO 10134:2003

<https://standards.iteh.ai/catalog/standards/sist/458a81b5-45eb-4bad-b67f-f894eca9ed3d/iso-10134-2003>

# Small craft — Electrical devices — Lightning-protection systems

## 1 Scope

This International Standard establishes guidelines for the design, construction and installation of lightning-protection systems fitted on small craft of hull length up to 24 m.

**NOTE** The probability of a lightning strike varies with geographic location and time of year, but when the conditions that create an electrical discharge between clouds and the earth exist, there is nothing that can be done to prevent the lightning discharge. Craft can be struck in open water or when tied to the dock. The presence of a lightning-protection system on a craft cannot provide complete protection from equipment damage or personal injury and such protection is not implied in this International Standard.

## 2 Terms and definitions

For the purposes of this document, the following terms and definitions apply.

### 2.1

#### **air gap**

interruption of a conductive path by a small air space not exceeding 2 mm in order to prevent the passage of low-voltage current without interrupting the flow of lightning current

### 2.2

#### **air terminal**

uppermost part of the lightning-protection system, intended to dissipate the charge or start the lightning ground process

### 2.3

#### **lightning ground plate**

#### **lightning ground strip**

means to conduct the electrical current from a boat's conductive elements to the water in which the boat floats

### 2.4

#### **lightning-protective mast**

conductive structure or means for electrical connection of an air terminal to the lightning ground plate

### 2.5

#### **side flash**

an arc-over discharge that occurs from the lightning-protection system to any metal object

### 2.6

#### **lightning bonding conductor**

conductor intended to be used for potential equalization between metal bodies and the lightning-protection system

### 2.7

#### **lightning grounding conductor**

conductor installed to connect the air terminal or the lightning-protective mast to the lightning ground plate

## 2.8

### protection zone

zone below a grounded air terminal, mast or overhead ground wire which is substantially immune to direct strokes of lightning

NOTE 1 Complete protection from equipment damage or personal injury is not implied.

NOTE 2 A lightning-protection system offers no protection when the boat is out of water and is not intended to afford protection if any part of the boat comes in contact with power lines while afloat or ashore.

## 3 General requirements

3.1 Protection of persons and small craft from lightning is dependent upon a combination of design and maintenance of equipment and on personnel behaviour. The basic guides contained in this International Standard shall be considered and used in designing and installing a lightning-protection system. However, in view of the wide variation in structural design of boats and the unpredictable nature of lightning, specific recommendations cannot be made to cover all cases.

3.2 To provide an adequate lightning grounding conductor or lightning-protective mast, the entire circuit from the top of the lightning-protective mast to the lightning ground plate shall have a mechanical strength and a conductivity not less than that of a 21 mm<sup>2</sup> copper conductor, and the path to ground followed by the conductor shall be essentially straight. Additional recommendations may be found in IEC 60092-352<sup>[2]</sup>.

3.3 If there are large metal objects such as tanks, engines, deck winches, stoves, etc. within 2 m of any lightning grounding conductor, there will be a strong tendency for sparks or side flashes to jump from the grounding conductor to the metal object at the closest point. To prevent damage from such side flashes, an interconnecting lightning bonding conductor at least equivalent to 13 mm<sup>2</sup> copper (see 4.2.1) shall be provided at all places where they are likely to occur. Additional recommendations may be found in IEC 60092-352<sup>[2]</sup>.

3.4 Large metallic objects which are not part of the electrical system of the craft and which are not already grounded due to their own functional or other requirements, may be grounded directly to the lightning ground plate, provided that it is not practical to interconnect with the lightning grounding conductor or lightning bonding conductor as discussed in 3.2 and 5.4.

3.5 Where a lightning-protection system is installed on a craft, the owner's manual shall include the information specified in Annex A.

## 4 Materials

### 4.1 Corrosion resistance

The material used in a lightning-protective system shall be resistant to corrosion. If, as in certain installations, it is impractical to avoid a junction of dissimilar metals, the corrosion effects can be reduced by the use of suitable platings or special connectors that are galvanically compatible with both metals which are available for such purposes.

### 4.2 Wire conductors

4.2.1 Wire conductors shall be of stranded copper of cross-sectional area not less than 13 mm<sup>2</sup>, or their conductivity shall be equal to or greater than that of 13 mm<sup>2</sup> copper wire. Additional recommendations may be found in IEC 60092-352<sup>[2]</sup>.

4.2.2 The size of any strand of a bare copper wire shall be not less than 0,71 mm<sup>2</sup>. Insulated copper wires shall have at least 19 strands.

4.2.3 The thickness of metal ribbon or strip shall be equal to or greater than 1 mm.

## 5 Installation

### 5.1 General precautionary measure

To minimize side flashes and the induction of high voltage to the craft wiring, lightning conductors in proximity to the craft wiring shall not be routed in parallel to the craft wiring.

### 5.2 Conductive joints

Conductive joints shall be made and supported so as not to damage the conductors and to provide a conductivity equal to that of the conductor.

### 5.3 Height of lightning-protective mast

**5.3.1** A lightning-protective mast shall be of a height to provide the desired zone of protection in accordance with 5.3.2 to 5.3.4.

**5.3.2** For a mast height not exceeding 15 m above the water, the base radius is approximately equal to the mast height,  $h$  (see Figure 1).

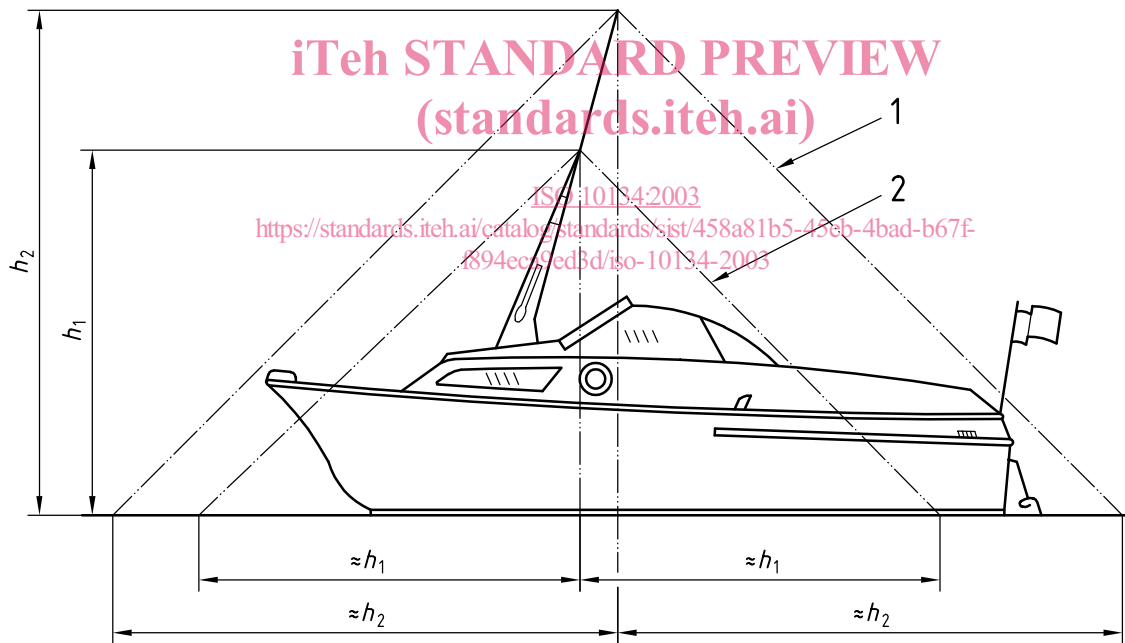
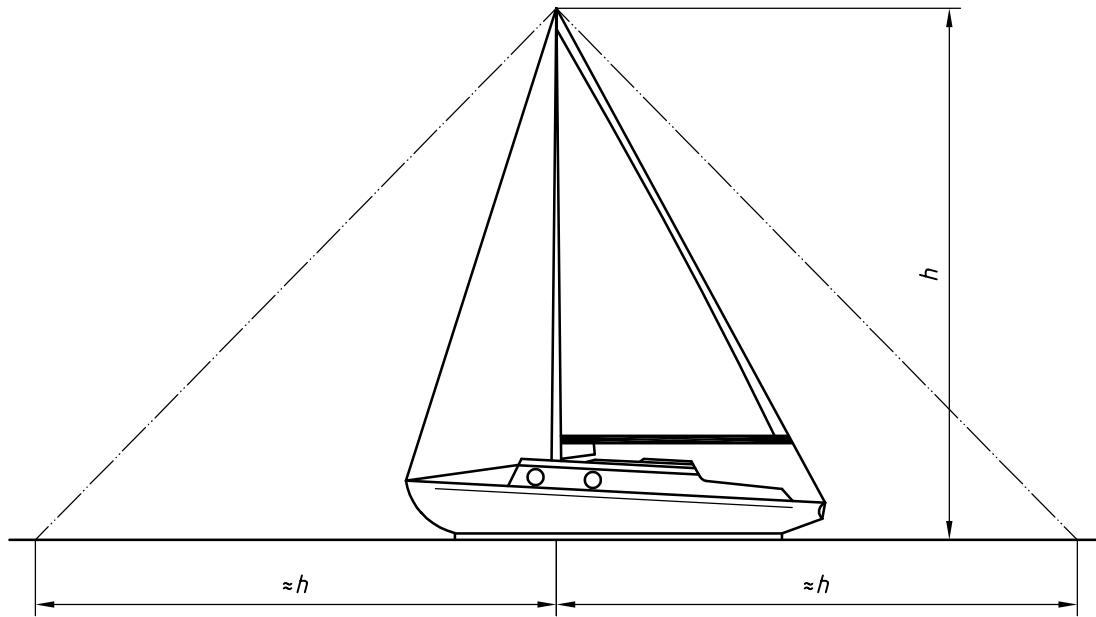
**5.3.3** For mast heights over 15 m, the zone of protection is based on the striking distance of the lightning stroke.

Since the lightning stroke may strike any grounded object within the striking distance of the point from which final breakdown to ground occurs, the zone of protection is defined by a circular arc (see Figure 2).

The radius of the arc is the striking distance (30 m). The arc passes through the top of the mast and is tangent to the water. If more than one mast is used, the zone of protection is defined by arcs to all masts.

**5.3.4** Additional lightning-protective means shall be erected to form overlapping zones of protection to protect a craft of which the size renders the use of a single mast impractical.

**NOTE** The protection zone afforded by any configuration of masts or other elevated, conductive and grounded objects can readily be determined graphically. Increasing the height of a mast above the striking distance will not increase the protection zone.

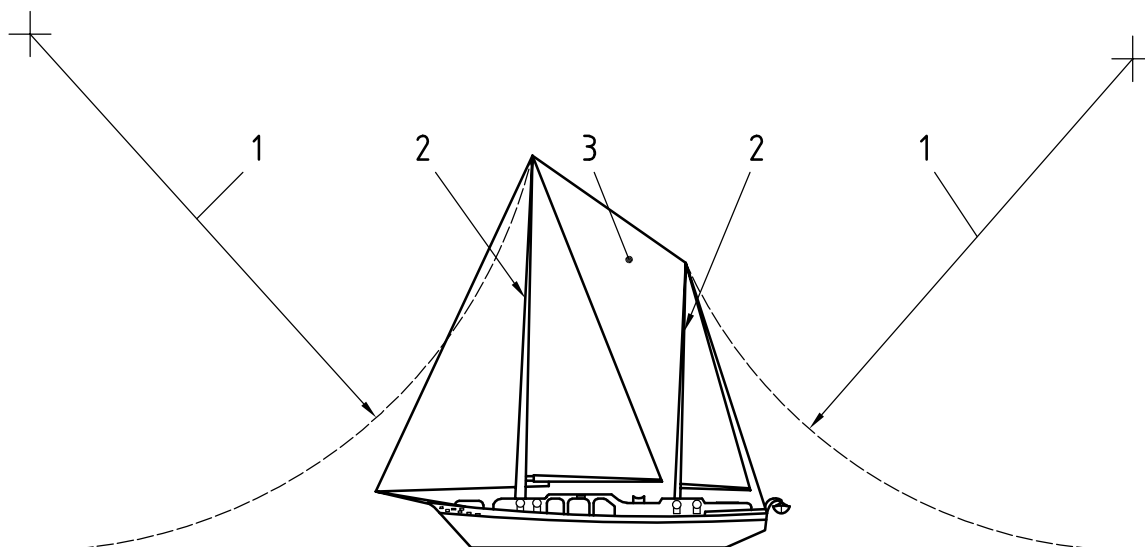


**Key**

- $h$  mast height
- 1 protection zone with solid antenna extending the height of the lightning-protective mast to protect the entire craft
- 2 protection zone with lightning-protective mast only

**Figure 1 — Craft with a mast not exceeding 15 m above water**



**Key**

- 1 R 30 m (see 5.3.3)
- 2 masts in excess of 15 m
- 3 protection zone inside area outlined by dashed lines

**Figure 2 — Craft with mast(s) in excess of 15 m above water**

## 5.4 Alternatives to a lightning-protective mast

**5.4.1** If the mast is of non-conducting material, the associated lightning or grounding conductor shall

- a) be essentially straight,
- b) be securely fastened to the mast,
- c) extend at least 150 mm above the mast,
- d) terminate in an air terminal, and
- e) be led as directly as practicable to the grounding connection as described in 3.2.

**5.4.2** A radio antenna or outrigger may serve as a lightning-protective mast, if it meets the requirements of 3.2.

**NOTE 1** Non-conducting antenna masts with spirally wrapped conductors are not considered suitable for lightning-protection purposes.

**NOTE 2** Because a loading coil presents a high impedance to the flow of lightning current, the portion of an antenna above the bottom of a loading coil is not effective as a lightning-protective mast.

**NOTE 3** Although they are partially conductive, carbon fibre materials are regarded as non-conductive (non-metallic) for the purpose of this International Standard.

**5.4.3** Small craft without a permanent mast may be protected by means of a temporary lightning-protective mast that may be erected when lightning conditions are observed.

**5.4.3.1** The base of the temporary lightning-protective mast shall be located as close to the geometric centre of the craft as possible but can be offset if necessary, providing the protection zone will cover the entire craft when in place.