

---

---

**Laminate floor coverings —  
Determination of thickness swelling after  
partial immersion in water**

*Revêtements de sol stratifiés — Détermination du gonflement en  
épaisseur après immersion partielle dans l'eau*

**iTeh STANDARD PREVIEW**  
**(standards.iteh.ai)**

[ISO 24336:2005](https://standards.iteh.ai/catalog/standards/sist/e0449906-aced-44c4-bb40-becbf0c2b66d/iso-24336-2005)

[https://standards.iteh.ai/catalog/standards/sist/e0449906-aced-44c4-bb40-  
becbf0c2b66d/iso-24336-2005](https://standards.iteh.ai/catalog/standards/sist/e0449906-aced-44c4-bb40-becbf0c2b66d/iso-24336-2005)



**PDF disclaimer**

This PDF file may contain embedded typefaces. In accordance with Adobe's licensing policy, this file may be printed or viewed but shall not be edited unless the typefaces which are embedded are licensed to and installed on the computer performing the editing. In downloading this file, parties accept therein the responsibility of not infringing Adobe's licensing policy. The ISO Central Secretariat accepts no liability in this area.

Adobe is a trademark of Adobe Systems Incorporated.

Details of the software products used to create this PDF file can be found in the General Info relative to the file; the PDF-creation parameters were optimized for printing. Every care has been taken to ensure that the file is suitable for use by ISO member bodies. In the unlikely event that a problem relating to it is found, please inform the Central Secretariat at the address given below.

**iTeh STANDARD PREVIEW**  
**(standards.iteh.ai)**

[ISO 24336:2005](https://standards.iteh.ai/catalog/standards/sist/e0449906-aced-44c4-bb40-becbf0c2b66d/iso-24336-2005)

<https://standards.iteh.ai/catalog/standards/sist/e0449906-aced-44c4-bb40-becbf0c2b66d/iso-24336-2005>

© ISO 2005

All rights reserved. Unless otherwise specified, no part of this publication may be reproduced or utilized in any form or by any means, electronic or mechanical, including photocopying and microfilm, without permission in writing from either ISO at the address below or ISO's member body in the country of the requester.

ISO copyright office  
Case postale 56 • CH-1211 Geneva 20  
Tel. + 41 22 749 01 11  
Fax + 41 22 749 09 47  
E-mail [copyright@iso.org](mailto:copyright@iso.org)  
Web [www.iso.org](http://www.iso.org)

Published in Switzerland

## Foreword

ISO (the International Organization for Standardization) is a worldwide federation of national standards bodies (ISO member bodies). The work of preparing International Standards is normally carried out through ISO technical committees. Each member body interested in a subject for which a technical committee has been established has the right to be represented on that committee. International organizations, governmental and non-governmental, in liaison with ISO, also take part in the work. ISO collaborates closely with the International Electrotechnical Commission (IEC) on all matters of electrotechnical standardization.

International Standards are drafted in accordance with the rules given in the ISO/IEC Directives, Part 2.

The main task of technical committees is to prepare International Standards. Draft International Standards adopted by the technical committees are circulated to the member bodies for voting. Publication as an International Standard requires approval by at least 75 % of the member bodies casting a vote.

Attention is drawn to the possibility that some of the elements of this document may be the subject of patent rights. ISO shall not be held responsible for identifying any or all such patent rights.

ISO 24336 was prepared by Technical Committee ISO/TC 219, *Floor coverings*.

## iTeh STANDARD PREVIEW (standards.iteh.ai)

[ISO 24336:2005](https://standards.iteh.ai/catalog/standards/sist/e0449906-aced-44c4-bb40-becbf0c2b66d/iso-24336-2005)

<https://standards.iteh.ai/catalog/standards/sist/e0449906-aced-44c4-bb40-becbf0c2b66d/iso-24336-2005>

**iTeh STANDARD PREVIEW**  
**(standards.iteh.ai)**

ISO 24336:2005

<https://standards.iteh.ai/catalog/standards/sist/e0449906-aced-44c4-bb40-becbf0c2b66d/iso-24336-2005>

# Laminate floor coverings — Determination of thickness swelling after partial immersion in water

## 1 Scope

This International Standard specifies a test method for the determination of thickness swelling of laminate floor-covering elements after partial immersion in water. The testing is destructive and is mainly intended to evaluate the behaviour of the laminate floor-covering element in contact with water. Possible pre-attached soft backing material, sub-layers or any other material integrated at the underside of the floor-covering element are not included in the test and should therefore be removed before testing.

## 2 Normative references

The following referenced documents are indispensable for the application of this document. For dated references, only the edition cited applies. For undated references, the latest edition of the referenced document (including any amendments) applies.

EN 13329:2000, *Laminate floor coverings — Specifications, requirements and test methods*

## 3 Principle

[ISO 24336:2005](https://standards.iteh.ai/catalog/standards/sist/e0449906-aced-44c4-bb40-becbf0c2b66d/iso-24336-2005)

<https://standards.iteh.ai/catalog/standards/sist/e0449906-aced-44c4-bb40-becbf0c2b66d/iso-24336-2005>

Samples of laminate floor-covering elements are partially immersed (50 mm) in water, at 20 °C, during 24 h. The resulting thickness swelling is determined.

## 4 Sampling

### 4.1 Cutting the test specimens

Cut four test specimens, measuring  $(150 \pm 1)$  mm  $\times$   $(50 \pm 1)$  mm out of a laminate floor-covering element. Take two samples in the direction parallel to one edge of the element, and two samples in the direction perpendicular to this first direction. Divide the element virtually into two equal parts, along both directions of the element. Take both sets of samples from each half of the element, in both directions. Take the samples, if possible, at least 20 mm away from both edges of the element. If this is impossible for some of the samples, the distance from the edge might be less than 20 mm, but in any case, the joint profile shall be cut away completely [see Figure 1a)]. If the width direction of the laminate floor-covering element is less than 150 mm, without taking into account the joint profile, all four test specimens may be taken in the length direction if possible [see Figure 1b)]. In the case that this is also impossible, the maximum number of samples shall be taken out of one floor-covering element [see Figure 1c)].

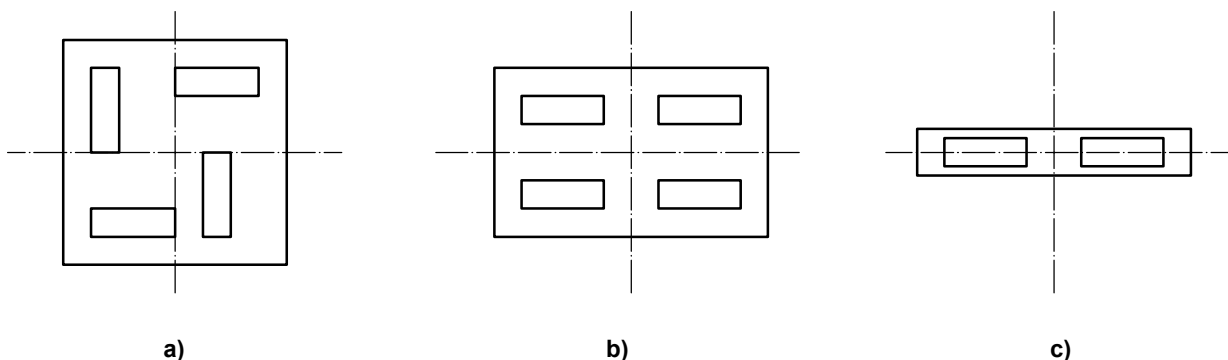
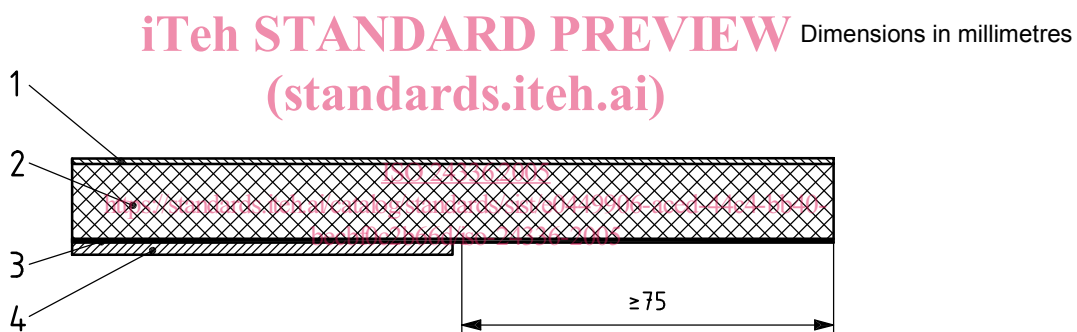


Figure 1 — Different options for sampling of specimens

### 4.2 Preparation of the test specimens

Before testing or conditioning of the test specimens, any pre-attached soft backing material, sub-layer or any other material integrated at the underside of the floor-covering element shall be removed. Normally all laminate floor coverings contain a backing (balancing) layer, according to the definition in EN 13329. This backing layer shall be kept. Other pre-attached material is removed using a sharp knife or other sharp edge, either completely or at least to a minimum distance of 75 mm from the lower edge of the specimen (see drawing of a longitudinal cross-section through a specimen in Figure 2). Take particular care to remove any glue or adhesive used to bond the pre-attached material to the backing.



#### Key

- 1 surface layer
- 2 substrate (core)
- 3 backing
- 4 pre-attached material

Figure 2 — Removal of pre-attached material from a specimen

## 5 Conditioning

Test specimens are measured in the received state.

For type approval or verification purposes, the test specimens shall be stabilized to a constant mass in an atmosphere of  $(23 \pm 2) ^\circ\text{C}$  and  $(50 \pm 5) \%$  relative humidity. Constant mass is considered to be reached when the results of two successive weighing operations, carried out at an interval of 24 h, do not differ by more than 0,1 % of the mass of the test specimens.

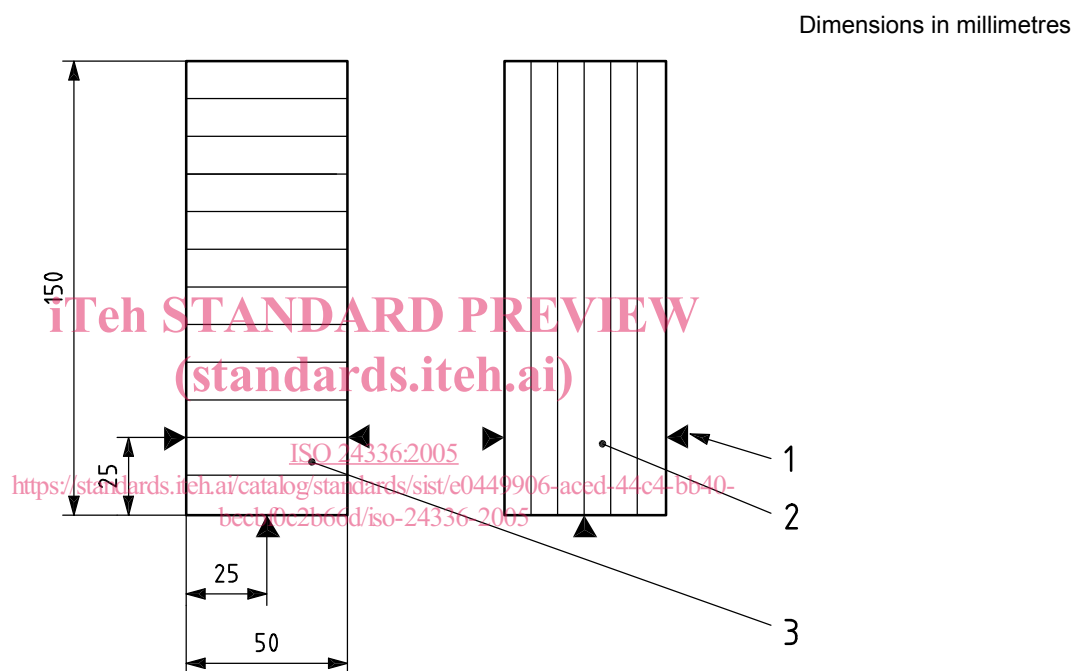
## 6 Apparatus

**6.1 Water bath**, large enough to ensure a constant water level, and built to be capable of maintaining the water temperature at  $(20 \pm 1) ^\circ\text{C}$  during the testing time.

**6.2 Micrometer**, with flat and parallel circular measuring surfaces of diameter at least 5 mm, with an accuracy of  $\pm 0,05$  mm.

## 7 Test procedure

Determine the initial thickness ( $t_{in}$ ) of the test specimens perpendicular to the extreme edges at the points as indicated in Figure 3. Measure the thickness of the part of the sample that is going to be put under water and, if relevant, has had its pre-attached material removed.



### Key

- 1 measuring point
- 2 samples taken in the length direction
- 3 samples taken in the width direction

**Figure 3 — The six measuring points indicated by ▲**

Place the available test specimens in the water bath as illustrated in Figure 4. Remove the test specimens after  $24 \text{ h} \pm 15 \text{ min}$ , and dry them immediately with a towel. Within 5 min after the removal from the water bath, determine the final thickness ( $t_{\text{fin}}$ ) of the test specimens at the measuring points where the initial thickness has been determined.

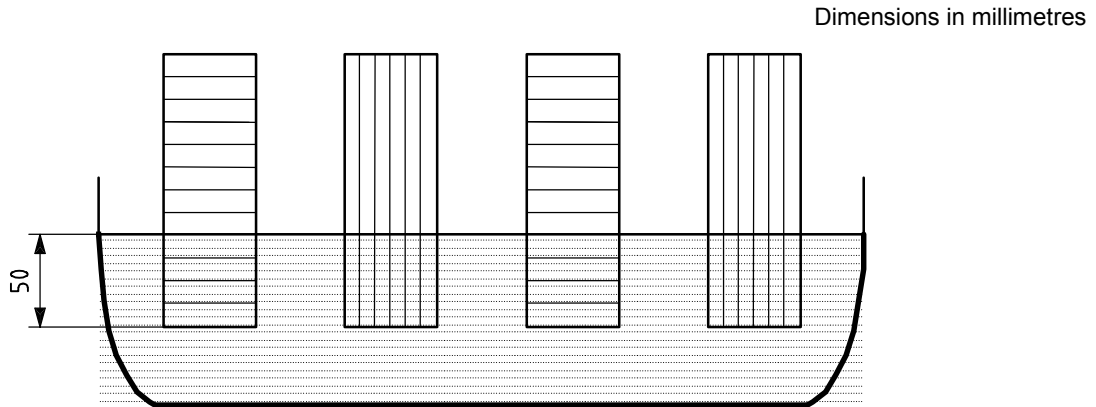


Figure 4 — The four specimens in the water bath

## 8 Calculation and expression of results

Record all values and determine the differences between initial and corresponding final thickness values. Calculate, for each pair of values, the thickness swelling in percent according to the formula:

$$\frac{(t_{\text{fin}} - t_{\text{in}}) \times 100}{t_{\text{in}}}$$

ISO 24336:2005  
<https://standards.iteh.ai/catalog/standards/sist/e0449906-aced-44c4-bb40-becbf0c2b66d/iso-24336-2005>

where

$t_{\text{in}}$  is the initial thickness, in millimetres:

$t_{\text{fin}}$  is the final thickness, in millimetres.

Express the average thickness swelling as the result, using the individual thickness swelling results from the measuring points, in percent to the nearest 0,1 %.

## 9 Precision

The precision of the method is not known. When interlaboratory data become available, the precision statement will be added in subsequent revisions of this International Standard.

## 10 Test report

The test report shall contain at least the following information:

- reference to this International Standard (ISO 24336);
- name and address of the laboratory that performed the test;
- name and address of the company requesting the test;



- d) name (brand, if any) and the type of the laminate floor covering tested;
- e) sampling procedure and date of delivery of the test specimens;
- f) date and period of the test(s);
- g) climatic conditions applied to the test specimens prior to testing;
- h) climatic conditions within the test room during the test;
- i) test result(s) expressed in percent rounded to the nearest 0,1 %;
- j) any deviations from this International Standard which might have affected the test results.

**iTeh STANDARD PREVIEW**  
**(standards.iteh.ai)**

[ISO 24336:2005](https://standards.iteh.ai/catalog/standards/sist/e0449906-aced-44c4-bb40-becbf0c2b66d/iso-24336-2005)

<https://standards.iteh.ai/catalog/standards/sist/e0449906-aced-44c4-bb40-becbf0c2b66d/iso-24336-2005>