



# Standard Test Method for Determination of Benzene and Toluene in Finished Motor and Aviation Gasoline by Gas Chromatography<sup>1</sup>

This standard is issued under the fixed designation D 3606; the number immediately following the designation indicates the year of original adoption or, in the case of revision, the year of last revision. A number in parentheses indicates the year of last reapproval. A superscript epsilon ( $\epsilon$ ) indicates an editorial change since the last revision or reapproval.

## 1. Scope\*

1.1 This test method covers the determination of benzene and toluene in finished motor and aviation gasolines by gas chromatography.

1.2 Benzene can be determined between the levels of 0.1 and 5 volume % and toluene can be determined between the levels of 2 and 20 volume %.

1.3 The precision for this test method was determined using conventional gasoline as well as gasolines containing oxygenates (ethers such as methyl *tert*-butyl ether, ethyl *tert*-butylether and *tert*-amylmethylether).

1.4 It has been determined that this test method is not applicable to gasolines containing ethanol. Methanol may also cause interference.

1.5 The values stated in SI units are to be regarded as the standard. The values given in parentheses are for information only.

1.6 *This standard does not purport to address all of the safety concerns, if any, associated with its use. It is the responsibility of the user of this standard to establish appropriate safety and health practices and determine the applicability of regulatory limitations prior to use.*

## 2. Referenced Documents

2.1 *ASTM Standards:*<sup>2</sup>

D 4057 Practice for Manual Sampling of Petroleum and Petroleum Products

E 694 Specification for Laboratory Glass Volumetric Apparatus

E 969 Specification for Glass Volumetric (Transfer) Pipets  
E 1044 Specification for Glass Serological Pipets (General Purpose and Kahn)  
E 1293 Specification for Glass Measuring Pipets

## 3. Summary of Test Method

3.1 An internal standard, methyl ethyl ketone (MEK), is added to the sample which is then introduced into a gas chromatograph equipped with two columns connected in series. The sample passes first through a column packed with a nonpolar phase such as dimethylpolysiloxane (8.1.1) which separates the components according to boiling point. After octane has eluted, the flow through the nonpolar column is reversed, flushing out the components heavier than octane. The octane and lighter components then pass through a column packed with a highly polar phase such as 1,2,3-tris(2-cyanoethoxy) propane (8.1.2) which separates the aromatic and nonaromatic compounds. The eluted components are detected by a thermal conductivity detector. The detector response is recorded, the peak areas are measured, and the concentration of each component is calculated with reference to the internal standard.

## 4. Significance and Use

4.1 Benzene is classed as a toxic material. A knowledge of the concentration of this compound can be an aid in evaluating the possible health hazard to persons handling and using the gasoline. This test method is not intended to evaluate such hazards.

## 5. Apparatus

5.1 *Chromatograph*—Any chromatographic instrument that has a backflush system and thermal conductivity detector, and that can be operated at the conditions given in Table 1, can be employed. Two backflush systems are shown. Fig. 1 is a pressure system and Fig. 2 is a switching valve system. Either one can be used.

5.2 *Columns:*

<sup>1</sup>This test method is under the jurisdiction of ASTM Committee D02 on Petroleum Products and Lubricants and is the direct responsibility of Subcommittee D02.04 on Hydrocarbon Analysis.

Current edition approved Nov. 1, 2004. Published November 2004. Originally approved in 1977. Last previous edition approved in 2004 as D 3606–04.

<sup>2</sup>For referenced ASTM standards, visit the ASTM website, www.astm.org, or contact ASTM Customer Service at service@astm.org. For *Annual Book of ASTM Standards* volume information, refer to the standard's Document Summary page on the ASTM website.

\*A Summary of Changes section appears at the end of this standard.

**TABLE 1 Instrument Parameters**

Detector	thermal conductivity
Columns:	two, stainless steel
Length, m	(A) 0.8; (B) 4.6
Outside diameter, mm	3.2
Stationary phase	(A) dimethylpolysiloxane, 10 mass % (B) TCEP, 20 mass %
Support	(A) Chromosorb W, 60 to 80-mesh (B) Chromosorb P, 80 to 100-mesh
Reference column	Any column or restriction may be used.
Temperature:	
Sample inlet system, °C	200
Detector, °C	200
Column, °C	145
Carrier Gas:	helium
Linear Gas Rate, cm/s	6
Volume flow rate, cm <sup>3</sup> /min	approximately 30
Column head pressure, kPa (psi)	approximately 200 (30)
Recorder range, mV	0 to 1
Chart speed, cm/min	1
Sample size, µL	2
Total cycle time, min	8
Backflush, min	approximately 0.75 <sup>A</sup>

<sup>A</sup> This back flush time must be determined for each column system.

5.2.1 *Column A*—One 0.8-m (2.5-ft) by 3.2-mm (1/8-in.) outside diameter stainless steel column packed with 10 mass % dimethylpolysiloxane (for example, OV-101) on Chromosorb W, 60 to 80 mesh.

5.2.2 *Column B*—One 4.6-m (15-ft) by 3.2-mm outside diameter stainless steel column packed with 20 mass % TCEP on Chromosorb P, 80 to 100 mesh.

5.3 *Recorder*, a strip chart recorder. An electronic integrating device or a computer capable of graphical presentation of the chromatogram. The electronic integrating device or computer must be capable of measuring 0.1 volume % MEK with satisfactory signal-to-noise. If a strip chart recorder is to be used, a 0 to 1-mV range recording potentiometer with a response time of 2 s or less and a maximum noise level of  $\pm 0.3$  % of full scale is recommended. The detector strip chart recorder combination must produce a 4-mm deflection for a 2-µL sample containing 0.1 volume % MEK when operated at maximum sensitivity.

5.4 *Microsyringe*, 5-µL capacity.

5.5 *Volumetric Pipets, Class A*, 0.5, 1, 5, 10, 15, and 20-mL capacities (see Specification E 694 and E 969).

5.6 *Measuring Pipets*, 1 and 2-mL capacities calibrated in 0.01 mL; 5-mL calibrated in 0.1-mL, for use in dispensing volumes of benzene and toluene not covered by the volumetric pipets (see Specification E 1044 and E 1293) during preparation of standard samples (see 11.1).

NOTE 1—Other volume dispensing equipment capable of delivering the specified volumes within the stated tolerance limits may be used as an alternative to the requirements stated in 5.5 and 5.6.

5.7 *Flasks*, volumetric, 25 and 100-mL capacity.

5.8 *Vibrator*, electric.

5.9 *Vacuum Source*.

5.10 *Evaporator*, vacuum, rotary.

5.11 *Flask*, boiling, round-bottom, short-neck, with 2<sup>4</sup>/<sub>40</sub> standard taper joint, 500-mL capacity. Suitable for use with evaporator (5.10).

5.12 *Lamp*, infrared.

5.13 *Burets*, automatic, with integral reservoir, 25-mL capacity.

## 6. Materials

6.1 *Carrier Gas*—Helium, 99.99 % pure. (**Warning**—Compressed gas under high pressure.)

6.2 *Support*—Crushed firebrick, acid-washed, 60 to 80-mesh and 80 to 100-mesh.

6.3 *Liquid Phases*—1,2,3-Tris(2-cyanoethoxy) propane (TCEP) and methyl silicone.<sup>3</sup>

6.4 *Solvents*:

6.4.1 *Methanol*, reagent grade. (**Warning**—Flammable. Vapor harmful. Can be fatal or cause blindness if swallowed or inhaled.)

6.4.2 *Chloroform*, reagent grade. (**Warning**—Can be fatal if swallowed. Harmful if inhaled.)

6.4.3 *Methylene Chloride*, for cleaning columns. (**Warning**—Harmful if inhaled. High concentrations can cause unconsciousness or death.)

6.4.4 *Acetone*, for cleaning columns. (**Warning**—Extremely flammable. Vapors can cause flash fires.)

6.5 *Internal Standard*:

6.5.1 *Methyl Ethyl Ketone (MEK)*, 99.5% minimum purity. (**Warning**—Flammable. Vapor can be harmful.)

6.6 *Calibration Standards*:

6.6.1 *Benzene*, 99<sup>+</sup> mol %. (**Warning**—Poison. Carcinogen. Harmful or fatal if swallowed. Extremely flammable. Vapors can cause flash fires.)

6.6.2 *Isooctane (2,2,4-trimethyl pentane)*, 99<sup>+</sup> mol %. (**Warning**—Extremely flammable. Harmful if inhaled.)

6.6.3 *Toluene*, (**Warning**—Flammable. Vapor harmful.)

6.6.4 *n-Nonane*, 99<sup>+</sup> mol %. (**Warning**—Flammable. Vapor harmful.)

## 7. Sampling

7.1 *Gasoline*—(**Warning**—Extremely flammable. Vapors harmful if inhaled.) Samples to be analyzed by this test method shall be obtained using the procedures outlined in Practice D 4057.

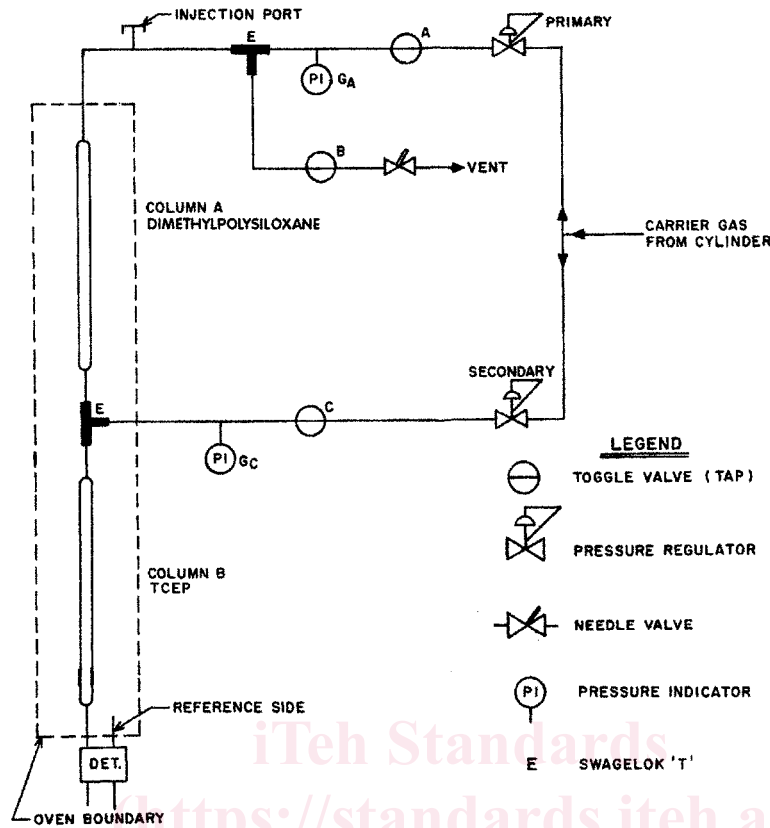
## 8. Preparation of Column Packings

8.1 Prepare two packing materials (one packing material consists of 10 mass % dimethylpolysiloxane on Chromosorb W; the other, 20 mass % TCEP on Chromosorb P) in accordance with the following procedures:

8.1.1 *Dimethylpolysiloxane Packing*—Weigh 45 g of the Chromosorb W, 60 to 80 mesh and pour into the 500-mL flask (5.10). Dissolve 5 g of the dimethylpolysiloxane in approximately 50 mL of chloroform. (**Warning**—Can be fatal if swallowed. Harmful if inhaled.) Pour the methyl silicone-chloroform solution into the flask containing the Chromosorb W. Attach the flask to the evaporator (5.9), connect the vacuum, and start the motor. Turn on the infrared lamp and allow the packing to mix thoroughly until dry.

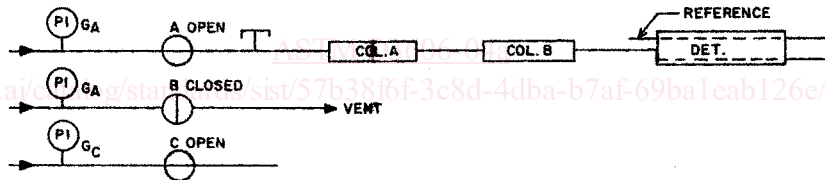
<sup>3</sup> Packed column liquid phases such as OV 101 are considered to be of the dimethylpolysiloxane type. Other equivalent phases can also be used. Consult with the column manufacturer or phase supplier for information.

A. PIPING AND INSTRUMENTATION



B. FLOW SWITCHING SYSTEM

1. FORWARD FLOW



2. BACKFLUSH

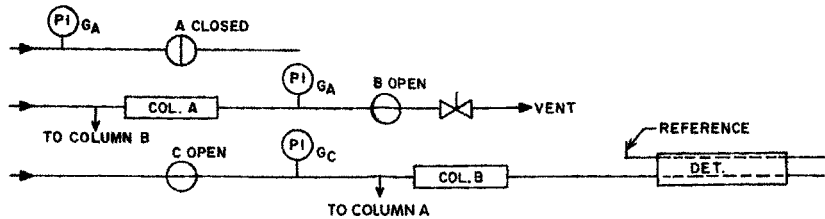


FIG. 1 Pressure Backflush

8.1.2 *1,2,3-Tris(2-cyanoethoxy) Propane (TCEP) Packing*—Weigh 80 g of Chromosorb P, 80 to 100 mesh and pour into the 500-mL flask (5.10). Dissolve 20 g of TCEP in 200 mL of methanol and pour into the flask containing the Chromosorb P. Attach the flask to the evaporator (5.9), connect the vacuum, and start the motor. Turn on the infrared lamp and allow the packing to mix thoroughly until dry. (Do not heat the packing over 180°C.)

9. Preparation of Column

9.1 *Cleaning Column*—Clean the stainless steel tubing as follows. Attach a metal funnel to one end of the steel tubing. Hold or mount the stainless steel tubing in an upright position and place a drain beaker under the outlet end of the tubing. Pour about 50 mL of methylene chloride (**Warning**—Harmful if inhaled. High concentrations can cause unconsciousness or