



# SLOVENSKI STANDARD

## SIST EN 374-2:2015

01-februar-2015

Nadomešča:  
SIST EN 374-2:2003

---

### Varovalne rokavice za zaščito pred kemikalijami in mikroorganizmi - 2. del: Ugotavljanje odpornosti proti penetraciji

Protective gloves against chemicals and micro-organisms - Part 2: Determination of resistance to penetration

Schutzhandschuhe gegen Chemikalien und Mikroorganismen - Teil 2 : Bestimmung des Widerstandes gegen Penetration

Gants de protection contre les produits chimiques et les micro-organismes - Partie 2 : Détermination de la résistance à la pénétration

Ta slovenski standard je istoveten z: **EN 374-2:2014**

---

#### **ICS:**

13.340.40 Varovanje dlani in rok Hand and arm protection

**SIST EN 374-2:2015** en,fr,de

**iTeh STANDARD PREVIEW**  
**(standards.iteh.ai)**

[SIST EN 374-2:2015](#)

<https://standards.iteh.ai/catalog/standards/sist/5e231005-6e97-4157-9d79-68a371369f0d/sist-en-374-2-2015>

EUROPEAN STANDARD

EN 374-2

NORME EUROPÉENNE

EUROPÄISCHE NORM

December 2014

ICS 13.340.40

Supersedes EN 374-2:2003

English Version

## Protective gloves against dangerous chemicals and micro-organisms - Part 2: Determination of resistance to penetration

Gants de protection contre les produits chimiques et les micro-organismes dangereux - Partie 2 : Détermination de la résistance à la pénétration

Schutzhandschuhe gegen gefährliche Chemikalien und Mikroorganismen - Teil 2: Bestimmung des Widerstandes gegen Penetration

This European Standard was approved by CEN on 22 November 2014.

CEN members are bound to comply with the CEN/CENELEC Internal Regulations which stipulate the conditions for giving this European Standard the status of a national standard without any alteration. Up-to-date lists and bibliographical references concerning such national standards may be obtained on application to the CEN-CENELEC Management Centre or to any CEN member.

This European Standard exists in three official versions (English, French, German). A version in any other language made by translation under the responsibility of a CEN member into its own language and notified to the CEN-CENELEC Management Centre has the same status as the official versions.

CEN members are the national standards bodies of Austria, Belgium, Bulgaria, Croatia, Cyprus, Czech Republic, Denmark, Estonia, Finland, Former Yugoslav Republic of Macedonia, France, Germany, Greece, Hungary, Iceland, Ireland, Italy, Latvia, Lithuania, Luxembourg, Malta, Netherlands, Norway, Poland, Portugal, Romania, Slovakia, Slovenia, Spain, Sweden, Switzerland, Turkey and United Kingdom.

[SIST EN 374-2:2015](https://standards.iteh.ai/catalog/standards/sist/5e231005-6e97-4157-9d79-68a371369f0d/sist-en-374-2-2015)

<https://standards.iteh.ai/catalog/standards/sist/5e231005-6e97-4157-9d79-68a371369f0d/sist-en-374-2-2015>



EUROPEAN COMMITTEE FOR STANDARDIZATION  
COMITÉ EUROPÉEN DE NORMALISATION  
EUROPÄISCHES KOMITEE FÜR NORMUNG

CEN-CENELEC Management Centre: Avenue Marnix 17, B-1000 Brussels

<b>Contents</b>	<b>Page</b>
Foreword.....	3
1 Scope .....	4
2 Normative references .....	4
3 Terms and definitions .....	4
4 Principle of tests .....	4
4.1 Air leak test.....	4
4.2 Water leak test.....	4
4.3 Remarks .....	4
5 Sampling .....	4
6 Apparatus .....	5
6.1 Air leak test.....	5
6.2 Water leak test.....	6
7 Procedure .....	8
7.1 General.....	8
7.2 Air leak test.....	8
7.3 Water leak test.....	9
8 Test report .....	9
Annex A (informative) Informative annex to be used for quality assurance during production.....	10

[SIST EN 374-2:2015](https://standards.iteh.ai/catalog/standards/sist/5e231005-6e97-4157-9d79-68a371369f0d/sist-en-374-2-2015)  
<https://standards.iteh.ai/catalog/standards/sist/5e231005-6e97-4157-9d79-68a371369f0d/sist-en-374-2-2015>

## Foreword

This document (EN 374-2:2014) has been prepared by Technical Committee CEN/TC 162 "Protective clothing including hand and arm protection and lifejackets", the secretariat of which is held by DIN.

This European Standard shall be given the status of a national standard, either by publication of an identical text or by endorsement, at the latest by June 2015, and conflicting national standards shall be withdrawn at the latest by June 2015.

This document supersedes EN 374-2:2003.

Attention is drawn to the possibility that some of the elements of this document may be the subject of patent rights. CEN [and/or CENELEC] shall not be held responsible for identifying any or all such patent rights.

This document has been prepared under a mandate given to CEN by the European Commission and the European Free Trade Association.

The major changes in comparison to EN 374-2:2003 are:

- reference to EN 374-3 changed to EN 16523-1;
- no classification concerning effective barrier to micro-biological hazards by resistance to penetration;
- clearer wording in test principles and test report;
- informative Annex A (AQL) not be tested for the purpose of production control only, e. g. by the manufacturer or auditing organization.

EN 374 consists of the following parts under the general title, *Protective gloves against chemicals and micro-organisms*:

- Part 1: *Terminology and performance requirements*
- Part 2: *Determination of resistance to penetration*
- Part 3: *Determination of resistance to permeation by chemicals*
- Part 4: *Determination of resistance to degradation by chemicals*
- Part 5: *Terminology and performance requirements for micro-organisms risks*

According to the CEN-CENELEC Internal Regulations, the national standards organizations of the following countries are bound to implement this European Standard: Austria, Belgium, Bulgaria, Croatia, Cyprus, Czech Republic, Denmark, Estonia, Finland, Former Yugoslav Republic of Macedonia, France, Germany, Greece, Hungary, Iceland, Ireland, Italy, Latvia, Lithuania, Luxembourg, Malta, Netherlands, Norway, Poland, Portugal, Romania, Slovakia, Slovenia, Spain, Sweden, Switzerland, Turkey and the United Kingdom.

**EN 374-2:2014 (E)****1 Scope**

This European Standard specifies a test method for the penetration resistance of gloves that protect against dangerous chemicals and/or micro-organisms.

**2 Normative references**

The following documents, in whole or in part, are normatively referenced in this document and are indispensable for its application. For dated references, only the edition cited applies. For undated references, the latest edition of the referenced document (including any amendments) applies.

EN 374-1, *Protective gloves against chemicals and micro-organisms - Part 1: Terminology and performance requirements*

ISO 2859 (all parts), *Sampling procedures and tables for inspection by attributes*

**3 Terms and definitions**

For the purposes of this document the terms and definitions given in EN 374-1 apply.

**4 Principle of tests****4.1 Air leak test**

A glove is immersed in water, and its interior is pressurised with air. A leak is detected by a stream of air bubbles from the surface of the glove.

**4.2 Water leak test**

A glove is filled with water. A leak is detected by the appearance of water droplets on the outside of the glove.

**4.3 Remarks**

The air leak procedure is not suitable for all gloves. For example parts of some gloves may be overinflated while other parts of the same gloves can only be partially inflated. If the air leak test proves unsuitable, then only the water penetration test is carried out.

For both methods disregard leaks within the area of 40 mm from the edge of the liquid proof area.

**5 Sampling**

For the purpose of testing, the test sample will be one glove of each size, with an overall minimum of 4 samples per performed test.

For certain reasons some gloves cannot be tested, e.g. non-homogenous overinflating of the samples or thickness of the liners disables the fitting on the mandrel.

If one sample fails the penetration test, the test shall be reported as having failed.

For the purpose of production control, e. g. by the manufacturer or auditing organisation, see Annex A.

## 6 Apparatus

### 6.1 Air leak test

**6.1.1** A circular fixing mandrel, tapered with an appropriate diameter range to effect an airtight seal with the glove to be tested. It should be capable of rotation through 180°.

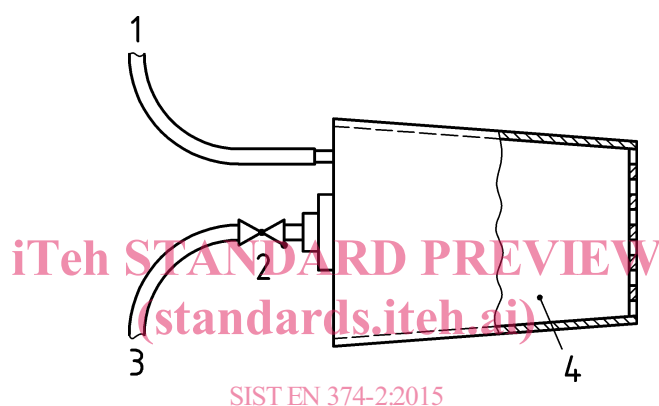
**6.1.2** Means of air inflation.

**6.1.3** Water tank.

**6.1.4** Pressure gauge reading 0 kPa to 10 kPa.

**6.1.5** Means of regulating the desired pressure.

Figure 1 and Figure 2 show an example of a suitable apparatus.



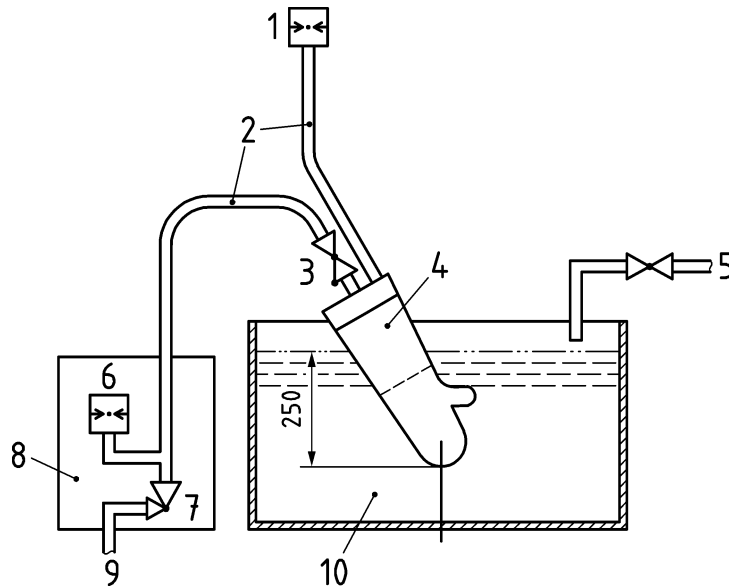
SIST EN 374-2:2015

<https://standards.iteh.ai/catalog/standards/sist/5e231005-6e97-4157-9d79-68a371369f0d/sist-en-374-2-2015>

#### Key

- 1 To pressure gauge
- 2 Non-return valve
- 3 To instrument panel
- 4 Circular fixing mandrel

**Figure 1 — Enlarged detail of the circular fixing mandrel**

**Key**

- |                           |                         |
|---------------------------|-------------------------|
| 1 Pressure gauge          | 6 Pressure gauge        |
| 2 Flexible pipes          | 7 Pressure regulator    |
| 3 Non return valve        | 8 Instrument panel      |
| 4 Circular fixing mandrel | 9 Compressed air supply |
| 5 Water supply            | 10 Tank                 |

**Figure 2 — Typical arrangement of air pressure testing apparatus**

[SIST EN 374-2:2015](https://standards.iteh.ai/catalog/standards/sist/5e231005-6e97-4157-9d79-68a371369f0d/sist-en-374-2-2015)

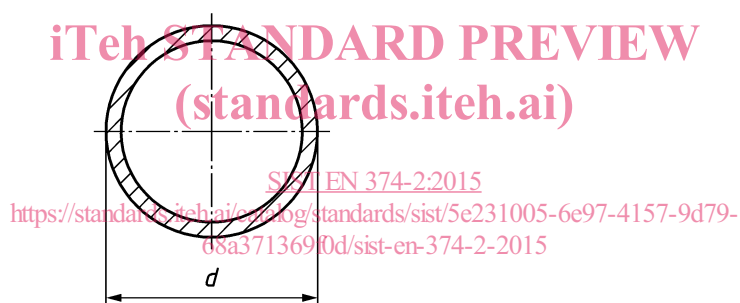
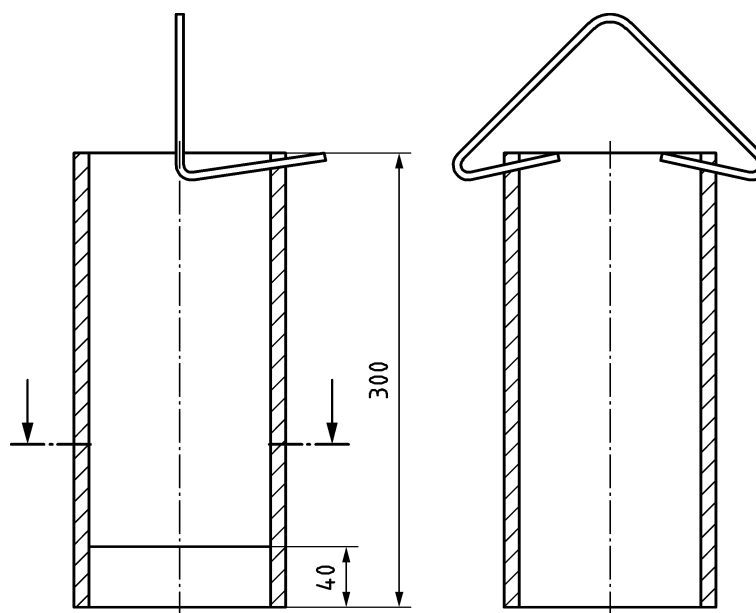
<https://standards.iteh.ai/catalog/standards/sist/5e231005-6e97-4157-9d79-68a371369f0d/sist-en-374-2-2015>

## 6.2 Water leak test

**6.2.1** A clear open ended plastic tube is fitted with a hook at the upper end. The tube measures 380 mm in length and has a diameter wide enough to fit the gloves under test. It has a mark 40 mm from the lower end (see Figure 3).



Dimensions in millimetres



**Figure 3 — Filltube with a hook**

**6.2.2** Elastic strapping with a "touch and close" fastener or other fastening material.

**6.2.3** Stand with horizontal rod for hanging the hook end of the tube (see Figure 4). The supported rod shall be capable of taking the weight of the total number of gloves that will be suspended at any one time.

**6.2.4** A device capable of delivering a minimum of 1 000 ml water.

**6.2.5** An alternative means of holding the glove may be used. The apparatus shall be capable of securing the glove on a mandrel, with a diameter appropriate to fit the glove, so that it can be filled with water to within 40 mm from the edge of the liquid proof area. It shall be capable of holding water in excess of that required to fill the glove.