



**SLOVENSKI STANDARD**  
**SIST EN 302 636-5-1 V1.2.1:2014**  
**01-oktober-2014**

---

**Inteligentni transportni sistemi (ITS) - Komunikacije med vozili - Geomreženje - 5.  
del: Transportni protokoli - 1. poddel: Osnovni transportni protokol**

Intelligent Transport Systems (ITS) - Vehicular Communications - GeoNetworking - Part  
5: Transport Protocols - Sub-part 1: Basic Transport Protocol

**iTeh STANDARD PREVIEW**  
**(standards.iteh.ai)**

Ta slovenski standard je istoveten z: **EN 302 636-5-1 Version 1.2.1**

SIST EN 302 636-5-1 V1.2.1:2014  
<https://standards.iteh.ai/catalog/standards/sist/d1462017-fbb1-4082-98c9-010aebc3a841/sist-en-302-636-5-1-v1-2-1-2014>

---

**ICS:**

|           |  |   |
|-----------|--|---|
| 35.240.60 | Uporabniške rešitve IT v<br>transportu in trgovini | IT applications in transport<br>and trade |
|-----------|--|---|

**SIST EN 302 636-5-1 V1.2.1:2014**      **en**

**iTeh STANDARD PREVIEW**  
**(standards.iteh.ai)**

[SIST EN 302 636-5-1 V1.2.1:2014](https://standards.iteh.ai/catalog/standards/sist/d1462017-f6bf-4082-98c9-010aebc3a841/sist-en-302-636-5-1-v1-2-1-2014)

<https://standards.iteh.ai/catalog/standards/sist/d1462017-f6bf-4082-98c9-010aebc3a841/sist-en-302-636-5-1-v1-2-1-2014>

# ETSI EN 302 636-5-1 V1.2.1 (2014-08)



**Intelligent Transport Systems (ITS);  
Vehicular Communications;  
(GeoNetworking);  
Part 5: Transport Protocols;  
Sub-part 1: Basic Transport Protocol**

SIST EN 302 636-5-1 V1.2.1:2014  
010aebc3a841/sist-en-302-636-5-1-v1-2-1-2014

## Reference

---

REN/ITS-0030036

## Keywords

---

addressing, autonomic networking, ITS, network,  
protocol**ETSI**

---

650 Route des Lucioles  
F-06921 Sophia Antipolis Cedex - FRANCE

Tel.: +33 4 92 94 42 00 Fax: +33 4 93 65 47 16

Siret N° 348 623 562 00017 - NAF 742 C  
Association à but non lucratif enregistrée à la  
Sous-Préfecture de Grasse (06) N° 7803/88

**iTeh STANDARD PREVIEW**  
**(standards.iteh.ai)**

SIST EN 302 636-5-1 V1.2.1:2014

<https://standards.iteh.ai/catalog/standards/sist/d1462017-f6bf-4082-98c9-010aebc3a847/sist-en-302-636-5-1-v1-2-1-2014>

**Important notice**

The present document can be downloaded from:

<http://www.etsi.org>

The present document may be made available in electronic versions and/or in print. The content of any electronic and/or print versions of the present document shall not be modified without the prior written authorization of ETSI. In case of any existing or perceived difference in contents between such versions and/or in print, the only prevailing document is the print of the Portable Document Format (PDF) version kept on a specific network drive within ETSI Secretariat.

Users of the present document should be aware that the document may be subject to revision or change of status. Information on the current status of this and other ETSI documents is available at

<http://portal.etsi.org/tb/status/status.asp>

If you find errors in the present document, please send your comment to one of the following services:

[http://portal.etsi.org/chaircor/ETSI\\_support.asp](http://portal.etsi.org/chaircor/ETSI_support.asp)

---

**Copyright Notification**

No part may be reproduced or utilized in any form or by any means, electronic or mechanical, including photocopying and microfilm except as authorized by written permission of ETSI.

The content of the PDF version shall not be modified without the written authorization of ETSI.

The copyright and the foregoing restriction extend to reproduction in all media.

© European Telecommunications Standards Institute 2014.

All rights reserved.

**DECT™**, **PLUGTESTS™**, **UMTS™** and the ETSI logo are Trade Marks of ETSI registered for the benefit of its Members. **3GPP™** and **LTE™** are Trade Marks of ETSI registered for the benefit of its Members and of the 3GPP Organizational Partners.

**GSM®** and the GSM logo are Trade Marks registered and owned by the GSM Association.

# Contents

|   |           |
|---|-----------|
| Intellectual Property Rights .....                            | 4         |
| Foreword.....   | 4         |
| Modal verbs terminology.....                                  | 4         |
| Introduction .....  | 4         |
| 1 Scope .....   | 6         |
| 2 References .....  | 6         |
| 2.1 Normative references .....                                | 6         |
| 2.2 Informative references.....                               | 6         |
| 3 Definitions and abbreviations.....                          | 7         |
| 3.1 Definitions.....  | 7         |
| 3.2 Abbreviations .....                                       | 7         |
| 4 Services provided by the Basic Transport Protocol .....     | 8         |
| 5 Format convention.....                                      | 8         |
| 6 BTP packet structure .....                                  | 9         |
| 7 BTP header .....  | 9         |
| 7.1 Overview .....  | 9         |
| 7.2 BTP-A header.....   | 10        |
| 7.2.1 Structure of the BTP-A header.....                      | 10        |
| 7.2.2 Fields of the BTP-A header.....                         | 10        |
| 7.3 BTP-B header.....   | 10        |
| 7.3.1 Structure of the BTP-B header.....                      | 10        |
| 7.3.2 Fields of the BTP-B header.....                         | 11        |
| 8 Protocol operations.....                                    | 11        |
| 8.1 General .....   | 11        |
| 8.2 Source operations .....                                   | 11        |
| 8.3 Destination operations.....                               | 12        |
| <b>Annex A (informative): BTP data services.....</b>          | <b>13</b> |
| A.1 General .....   | 13        |
| A.2 BTP-Data.request .....                                    | 13        |
| A.3 BTP-Data.indication.....                                  | 14        |
| <b>Annex B (normative): Well-known BTP port numbers .....</b> | <b>16</b> |
| <b>Annex C (informative): Bibliography.....</b>               | <b>17</b> |
| History .....   | 18        |

---

## Intellectual Property Rights

IPRs essential or potentially essential to the present document may have been declared to ETSI. The information pertaining to these essential IPRs, if any, is publicly available for **ETSI members and non-members**, and can be found in ETSI SR 000 314: "*Intellectual Property Rights (IPRs); Essential, or potentially Essential, IPRs notified to ETSI in respect of ETSI standards*", which is available from the ETSI Secretariat. Latest updates are available on the ETSI Web server (<http://ipr.etsi.org>).

Pursuant to the ETSI IPR Policy, no investigation, including IPR searches, has been carried out by ETSI. No guarantee can be given as to the existence of other IPRs not referenced in ETSI SR 000 314 (or the updates on the ETSI Web server) which are, or may be, or may become, essential to the present document.

---

## Foreword

This European Standard (EN) has been produced by ETSI Technical Committee Intelligent Transport Systems (ITS).

The present document is part 5, sub-part 1 of a multi-part deliverable. Full details of the entire series can be found in ETSI EN 302 636-1 [2].

| National transposition dates   |                 |
|--|-----------------|
| Date of adoption of this EN:   | 14 July 2014    |
| Date of latest announcement of this EN (doa):  | 31 October 2014 |
| Date of latest publication of new National Standard or endorsement of this EN (dop/e): | 30 April 2015   |
| Date of withdrawal of any conflicting National Standard (dow):                         | 30 April 2016   |

---

## Modal verbs terminology

In the present document "**shall**", "**shall not**", "**should**", "**should not**", "**may**", "**may not**", "**need**", "**need not**", "**will**", "**will not**", "**can**" and "**cannot**" are to be interpreted as described in clause 3.2 of the [ETSI Drafting Rules](#) (Verbal forms for the expression of provisions).

"**must**" and "**must not**" are **NOT** allowed in ETSI deliverables except when used in direct citation.

---

## Introduction

The Basic Transport Protocol (BTP) provides an end-to-end, connection-less transport service in the ITS ad hoc network. Its main purpose is the multiplexing of messages from different processes at the ITS facilities layer, e.g. CAM and DENM from the cooperative awareness basic service and the distributed environmental notification basic service, for the transmission of packets via the GeoNetworking protocol as well as the de-multiplexing at the destination. BTP enables protocol entities at the ITS facilities layer to access services of the GeoNetworking protocol and to pass protocol control information between the ITS facilities layer and the GeoNetworking protocol.

Message multiplexing/demultiplexing is based on ports, an ITS station-internal 16 bit address. A port represents a communication endpoint that identifies the ITS station protocol entity at the source (source port) or the destination (destination port). The usage of ports is similar to the two-stage packet transport in the IP protocol suite, where the IP provides the routing of packets from source to destination and the transport protocol, such as UDP, multiplexes/demultiplexes messages from/to application processes. In the case of BTP, the GeoNetworking protocol transports the packets among the ITS stations and the BTP protocol delivers the packets to the entities at the ITS facilities layer. BTP also adopts the concept of "well-known ports" from the IP protocol suite that assigns fixed ports to specific ITS facilities layer protocols. The definition of the ports, however, is beyond the scope of the present document.

BTP is a lightweight protocol: It has a 4-byte protocol header and requires minimal processing. It provides an unreliable transport of packets, i.e. packets can arrive out-of-order, appear duplicated or can be lost. The design of BTP assumes that entities using the protocol are either tolerant against the unreliable packet transport or provide appropriate mechanisms for reliable communication in their protocols.

## iTeh STANDARD PREVIEW (standards.iteh.ai)

[SIST EN 302 636-5-1 V1.2.1:2014](https://standards.iteh.ai/catalog/standards/sist/d1462017-f6bf-4082-98c9-010aebc3a841/sist-en-302-636-5-1-v1-2-1-2014)

<https://standards.iteh.ai/catalog/standards/sist/d1462017-f6bf-4082-98c9-010aebc3a841/sist-en-302-636-5-1-v1-2-1-2014>

---

## 1 Scope

The present document specifies the Basic Transport Protocol (BTP) for the transport of packets among ITS stations. It resides on top of the GeoNetworking protocol specified in ETSI EN 302 636-4-1 [5] and ETSI TS 102 636-4-2 [i.2] and below the ITS-S facilities layer. It provides an end-to-end, connection-less and unreliable transport service.

---

## 2 References

References are either specific (identified by date of publication and/or edition number or version number) or non-specific. For specific references, only the cited version applies. For non-specific references, the latest version of the reference document (including any amendments) applies.

Referenced documents which are not found to be publicly available in the expected location might be found at <http://docbox.etsi.org/Reference>.

NOTE: While any hyperlinks included in this clause were valid at the time of publication, ETSI cannot guarantee their long term validity.

### 2.1 Normative references

The following referenced documents are necessary for the application of the present document.

- [1] ETSI EN 302 665: "Intelligent Transport Systems (ITS); Communications Architecture".
- [2] ETSI EN 302 636-1: "Intelligent Transport Systems (ITS); Vehicular Communications; GeoNetworking; Part 1: Requirements".
- [3] ETSI EN 302 636-2: "Intelligent Transport Systems (ITS); Vehicular Communications; GeoNetworking; Part 2: Scenarios".
- [4] ETSI TS 102 636-3: "Intelligent Transport Systems (ITS); Vehicular Communications; GeoNetworking; Part 3: Network architecture".
- [5] ETSI EN 302 636-4-1: "Intelligent Transport Systems (ITS); Vehicular Communications; GeoNetworking; Part 4: Geographical addressing and forwarding for point-to-point and point-to-multipoint communications; Sub-part 1: Media-Independent Functionality".

### 2.2 Informative references

The following referenced documents are not necessary for the application of the present document but they assist the user with regard to a particular subject area.

- [i.1] ETSI EN 302 663: "Intelligent Transport Systems (ITS); Access layer specification for Intelligent Transport Systems operating in the 5 GHz frequency band".
- [i.2] ETSI TS 102 636-4-2: "Intelligent Transport Systems (ITS); Vehicular Communications; GeoNetworking; Part 4: Geographical addressing and forwarding for point-to-point and point-to-multipoint communications; Sub-part 2: Media-dependent functionalities for ITS-G5".
- [i.3] ETSI EN 302 637-2: "Intelligent Transport Systems (ITS); Vehicular Communications; Basic Set of Applications; Part 2: Specification of Cooperative Awareness Basic Service".
- [i.4] ETSI EN 302 637-3: "Intelligent Transport Systems (ITS); Vehicular Communications; Basic Set of Applications; Part 3: Specifications of Decentralized Environmental Notification Basic Service".
- [i.5] ETSI TS 102 890-2: "Intelligent Transport Systems (ITS); Facilities layer function; Part 2: Services announcement specification".



- [i.6] IETF RFC 768: "User Datagram Protocol".
- [i.7] ISO/IEC 8802-2: "Information technology - Telecommunications and information exchange between systems - Local and metropolitan area networks - Specific requirements; Part 2: Logical Link Control".
- [i.8] ISO EN 17419: "Intelligent Transport Systems - Cooperative Systems - Classification and management of ITS applications in a global context".
- [i.9] ISO TS 19091: "Intelligent transport systems - Cooperative Systems - SPAT (Signal Phase and Timing) message, MAP (Intersection topology) message harmonization and profile to SAE J2735".

---

## 3 Definitions and abbreviations

### 3.1 Definitions

For the purposes of the present document, the terms and definitions given in ETSI EN 302 665 [1], ETSI TS 102 636-3 [4] and the following apply:

**BTP-PDU:** protocol Protocol Data Unit exchanged between BTP peer entities

**destination:** receiving BTP entity in the ITS station

**destination port:** port at which the destination is expected to listen for a BTP packet

**GN-PDU:** protocol Data Unit exchanged between peer entities of the GeoNetworking protocol

**ITS-FPCI:** protocol Control Information passed from the ITS Facilities layer to the BTP

**port:** ITS station-internal address that identifies a protocol entity at the ITS facilities layer and represents an endpoint of a logical connection

**source:** originating BTP entity in the ITS station

**source port:** port identifying the originating protocol entity at the ITS facilities layer

NOTE: Such an entity may be listening for a reply BTP packet.

### 3.2 Abbreviations

For the purposes of the present document, the abbreviations given in ETSI EN 302 665 [1], ETSI TS 102 636-3 [4] and the following apply:

|          |  |
|----------|--|
| BTP      | Basic Transport Protocol   |
| BTP-PDU  | Basic Transport Protocol Protocol Data Unit  |
| BTP-SAP  | Basic Transport Protocol Service Access Point  |
| GN-PDU   | GeoNetworking protocol PDU exchanged between peer entities of the GeoNetworking protocol |
| GN-SAP   | GeoNetworking Service Access Point   |
| ITS-FPCI | ITS Facility layer Protocol Control Information  |
| ITS-FPDU | ITS Facilities layer Protocol Data Unit  |
| ITS-FSDU | ITS Facilities layer Service Data Unit   |
| LLC      | Logical Link Control   |
| PCI      | Protocol Control Information   |

## 4 Services provided by the Basic Transport Protocol

The Basic Transport Protocol (BTP) provides an end-to-end, connection-less transport service in the ITS ad hoc network (ETSI TS 102 636-3 [4]). Similar to UDP (RFC 768 [i.6]), it offers a minimal transport service, i.e. the non-guaranteed delivery of BTP-PDUs among BTP entities. It also allows protocol entities at the ITS facilities layer to directly access the services provided by the GeoNetworking protocol.

The BTP shall meet the requirements specified in ETSI EN 302 636-1 [2] and support the use cases defined in ETSI EN 302 636-2 [3].

The BTP provides services to ITS facilities layer protocol entities (figure 1), such as cooperative awareness basic service (ETSI EN 302 637-2 [i.3]) and DEN basic service (ETSI EN 302 637-3 [i.4]). The services are provided via the BTP-SAP using service primitives of different types that carry parameters, i.e. Protocol Control Information (ITS-FPCI), and the PDU of the upper protocol entity, i.e. ITS-FPDU. In order to provide its packet transport services, BTP uses the services of the GeoNetworking protocol (ETSI EN 302 636-4-1 [5]).

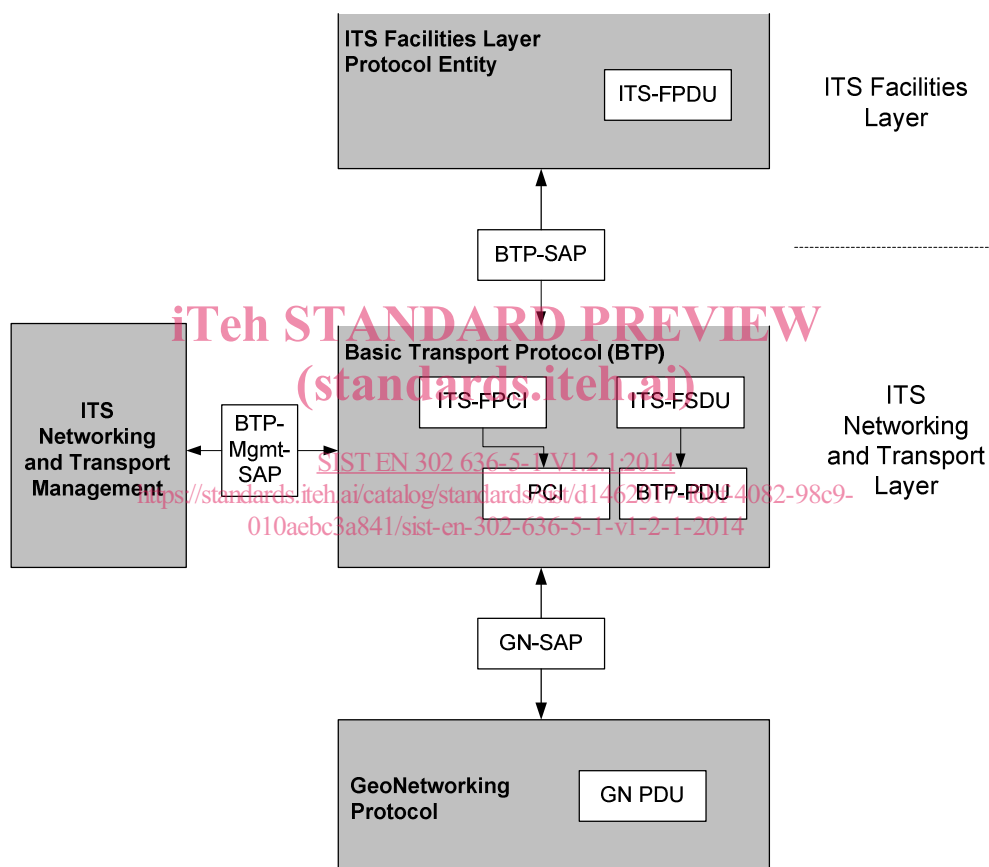


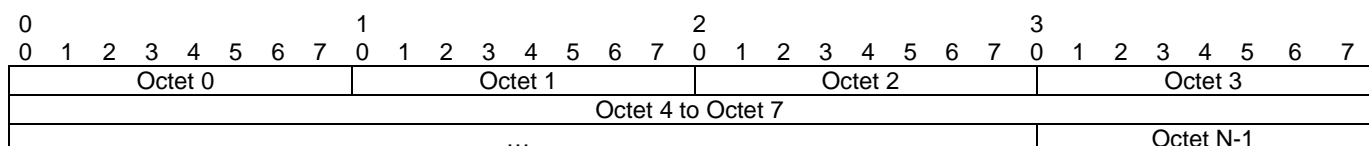
Figure 1: SAPs, SDUs and PDUs relevant for the BTP

The present document specifies the following SAPs:

- BTP-SAP between BTP and the ITS facilities layer; and
- BTP-Mgmt-SAP between the BTP and the ITS Network and Transport Management.

## 5 Format convention

The basic convention for the specification of packet formats is illustrated in figure 2. The bits are grouped into octets. The bits of an octet are always shown horizontally and are numbered from 0 to 7. Up to 4 octets are shown horizontally; multiple sets of 4 octets are grouped vertically. Octets are numbered from 0 to N-1.



**Figure 2: Format convention**

When (a part of) an octet represents a numeric quantity, the leftmost bit in the diagram is the most significant bit. Similarly when a numeric value spans multiple octet fields the leftmost field is the most significant (i.e. Big Endian or Network Byte Order).

EXAMPLE: The decimal value 199 is represented as shown below:

|   |   |   |   |   |   |   |   |
|---|---|---|---|---|---|---|---|
| 0 | 1 | 2 | 3 | 4 | 5 | 6 | 7 |
| 1 | 1 | 0 | 0 | 0 | 1 | 1 | 1 |

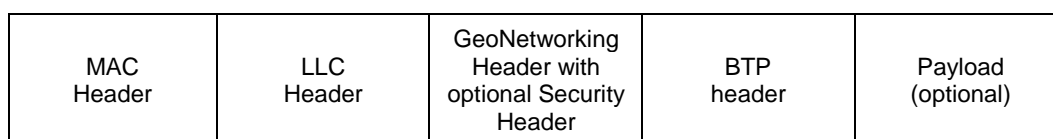
## 6 BTP packet structure

As specified in ETSI TS 102 636-3 [4], the BTP is used in the GeoNetwork protocol stack (ETSI TS 102 636-3 [4], clause 7.3.2).

A BTP packet shall be comprised of the protocol headers and the payload as depicted in figure 3:

- The MAC header is the header of the MAC protocol of the ITS access technology. The MAC protocol can add additional protocol elements, such as a trailer for the MAC FCS as in ITS-G5 (ETSI EN 302 663 [i.1]).
- The LLC header is the header of 802.2 LLC/SNAP specified in ISO/IEC 8802-2 [i.7].
- The GeoNetworking header is the header of the GeoNetworking packet with an optional security header as defined in ETSI EN 302 636-4-1 [5] and extended for media-dependent GeoNetworking functionality, such as for ITS-G5, specified in ETSI TS 102 636-4-2 [i.2].
- The BTP header is the header of the Basic Transport Protocol as defined in the present document.
- The payload represents the user data that is created by upper protocol entities, i.e. the ITS-FSDU, and passed to the BTP entity for transmission.

NOTE: The general packet structure is shown as seen by the MAC protocol of the ITS access technology layer.



**Figure 3: BTP packet structure**

## 7 BTP header

### 7.1 Overview

BTP defines two protocol headers:

- BTP-A for interactive packet transport; and
- BTP-B for non-interactive packet transport.

The headers are distinguished by the *Next Header* field in the GeoNetworking header (ETSI EN 302 636-4-1 [5]) as illustrated in table 1.