



**SLOVENSKI STANDARD**  
**kSIST FprEN 16290-2:2013**

**01-september-2013**

---

**Steklena embalaža - Grla z navojem za steklenice pod tlakom - 2. del: Nevračljiva steklena grla MCA 7,5 R**

Glass packaging - Screw finishes for pressure capsules - Part 2: One way glass MCA 7,5 R finish

Verpackungen aus Glas - Schraubmundstücke für Flaschen mit Innendruck - Teil 2: Einweg- MCA 7,5 R-Mundstück

Emballage en verre - Bagues à vis pour capsules à pression - Partie 2: Bague MCA 7,5 R pour verre perdu

**Ta slovenski standard je istoveten z: FprEN 16290-2**

---

**ICS:**

55.100      Steklenice. Lonci. Kozarci      Bottles. Pots. Jars

**kSIST FprEN 16290-2:2013**

**en,fr,de**



EUROPEAN STANDARD  
NORME EUROPÉENNE  
EUROPÄISCHE NORM

**FINAL DRAFT**  
**FprEN 16290-2**

July 2013

---

ICS 55.100

English Version

## Glass packaging - Screw finishes for pressure capsules - Part 2: One way glass MCA 7,5 R finish

Emballage en verre - Bagues à vis pour capsules à  
pression - Partie 2: Bague MCA 7,5 R pour verre perdu

Verpackungen aus Glas - Schraubmundstücke für  
Flaschen mit Innendruck - Teil 2: Einweg-MCA 7,5 R-(Glas-  
)Mundstück

This draft European Standard is submitted to CEN members for unique acceptance procedure. It has been drawn up by the Technical Committee CEN/TC 261.

If this draft becomes a European Standard, CEN members are bound to comply with the CEN/CENELEC Internal Regulations which stipulate the conditions for giving this European Standard the status of a national standard without any alteration.

This draft European Standard was established by CEN in three official versions (English, French, German). A version in any other language made by translation under the responsibility of a CEN member into its own language and notified to the CEN-CENELEC Management Centre has the same status as the official versions.

CEN members are the national standards bodies of Austria, Belgium, Bulgaria, Croatia, Cyprus, Czech Republic, Denmark, Estonia, Finland, Former Yugoslav Republic of Macedonia, France, Germany, Greece, Hungary, Iceland, Ireland, Italy, Latvia, Lithuania, Luxembourg, Malta, Netherlands, Norway, Poland, Portugal, Romania, Slovakia, Slovenia, Spain, Sweden, Switzerland, Turkey and United Kingdom.

<https://standards.iteh.ai/catalog/standards/sist/430ced39-dc7b-4095-9c71->

Recipients of this draft are invited to submit, with their comments, notification of any relevant patent rights of which they are aware and to provide supporting documentation.

**Warning** : This document is not a European Standard. It is distributed for review and comments. It is subject to change without notice and shall not be referred to as a European Standard.



EUROPEAN COMMITTEE FOR STANDARDIZATION  
COMITÉ EUROPÉEN DE NORMALISATION  
EUROPÄISCHES KOMITEE FÜR NORMUNG

**Management Centre: Avenue Marnix 17, B-1000 Brussels**

<b>Contents</b>	<b>Page</b>
Foreword.....	3
Introduction .....	4
1 <b>Scope</b> .....	5
2 <b>Terms and definitions</b> .....	5
3 <b>Dimensions</b> .....	5
<b>Bibliography</b> .....	10

**iTeh STANDARD PREVIEW**  
**(standards.iteh.ai)**

SIST EN 16290-2:2014

<https://standards.iteh.ai/catalog/standards/sist/430ced39-dc7b-4095-9c71-1f2abf12941e/sist-en-16290-2-2014>

## Foreword

This document (FprEN 16290-2:2013) has been prepared by Technical Committee CEN/TC 261 “Packaging”, the secretariat of which is held by AFNOR.

This document is currently submitted to the Unique Acceptance Procedure.

FprEN 16290, *Glass packaging — Screw finishes for pressure capsules*, consists of the following parts:

- *Part 1: Returnable glass MCA 7,5 R finish*
- *Part 2: One way glass MCA 7,5 R finish*

iTeh STANDARD PREVIEW  
(standards.iteh.ai)

SIST EN 16290-2:2014

<https://standards.iteh.ai/catalog/standards/sist/430ced39-dc7b-4095-9c71-1f2abf12941e/sist-en-16290-2-2014>

## FprEN 16290-2:2013 (E)

### Introduction

This European Standard is based on CE.T.I.E. (International Technical Centre for Bottling and related Packaging) data sheet GME 32.06.<sup>[1]</sup>

Efficient packaging is of great importance for the distribution and the protection of goods. Insufficient or inappropriate packaging can lead to damage or wastage of the contents of the pack.

iTeh STANDARD PREVIEW  
(standards.iteh.ai)

SIST EN 16290-2:2014

<https://standards.iteh.ai/catalog/standards/sist/430ced39-dc7b-4095-9c71-1f2abf12941e/sist-en-16290-2-2014>

## 1 Scope

This European Standard specifies the dimensions of the 28 mm screw finish for glass containers designated MCA 7,5 R finish for one way glass.

## 2 Terms and definitions

For the purposes of this document, the following term and definition applies.

### 2.1

#### MCA

(glass) finish designed for the closure of pressurized or vacuum liquids with a tamper-evident closure (metal or plastic)

## 3 Dimensions

The design and dimensions of the finish shall be as shown in Table 1 and Figure 1, Figure 2, Figure 3, Figure 4 and Figure 5.

**Table 1 — Design and dimensions of the finish**

Pitch	$\beta$	TPI	$\varnothing$ cutter
3,387 mm	2° 12'	7,5	12,5 mm
$\beta$ = Helix angle or angle of fixture to cutter. NOTE TPI = Threads per Inch. One inch is equal to 25,4 mm.			

The Tan  $\beta$  of helix angle for cutter is calculated via the following formula:

$$\tan \beta = \frac{\text{pitch}}{\pi(\text{nominal } T + \text{nominal } E)}$$

where

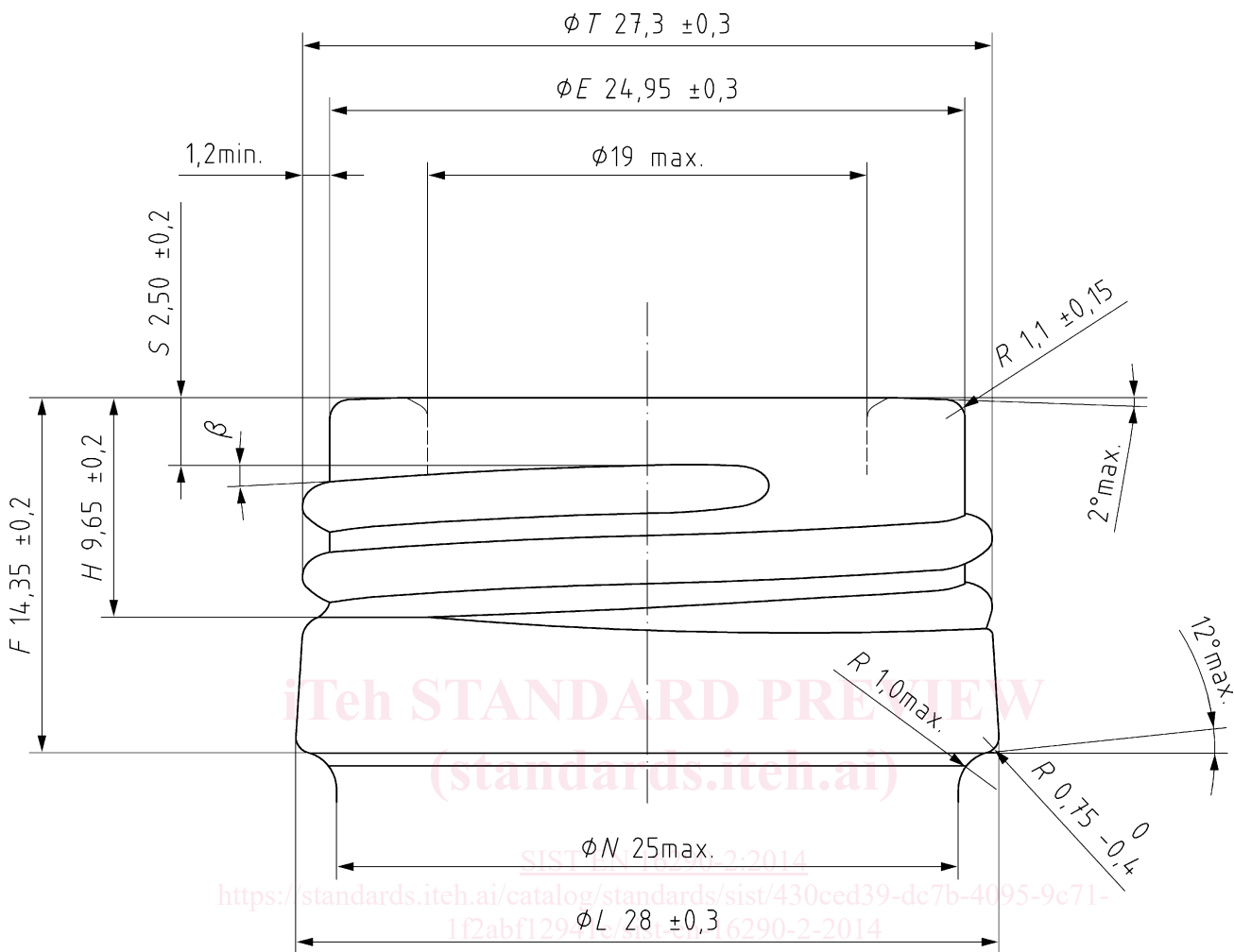
- $T$  is the thread diameter;
- $E$  is the wall diameter of threaded finish.

The average of the maximum and minimum of «  $L$  » diameter is as close as possible to «  $L$  » nominal.

The mean diameter  $L \frac{\text{diameter max} + \text{diameter min}}{2}$  is in the tolerance of  $\pm 0,2$  mm.

Optional: depressed thread at mould parting line (see EN 16292).

Dimensions in millimetres



**Key**

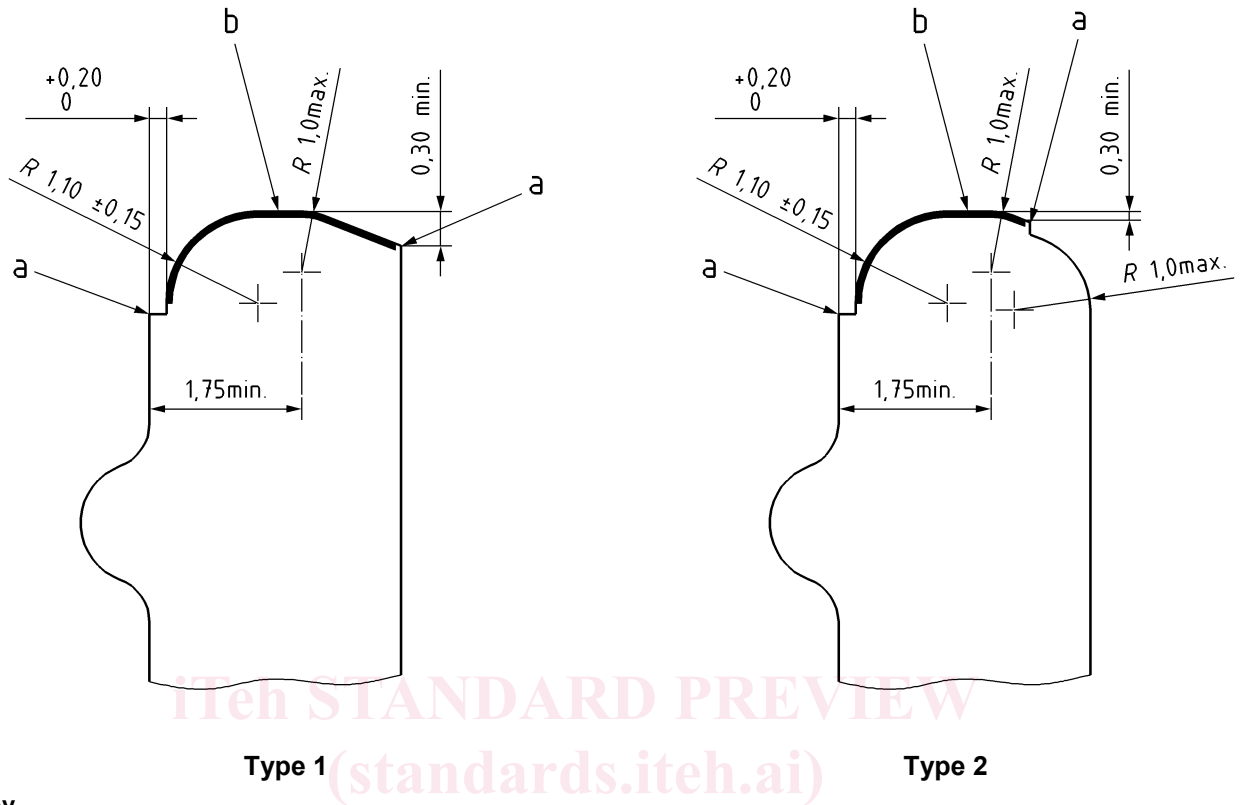
- N* Neck (under bead) diameter
- H* Thread height
- S* Start of thread position from sealing surface to intersection of thread flank
- F* Height of the finish
- L* Locking bead diameter
- T* Thread diameter
- E* Wall diameter of threaded finish

NOTE Bore diameter 19 mm max. for a depth of 3 mm.

**Figure 1 — MCA 7,5 R finish**



Dimensions in millimetres



**Key**

- a Mould parting line
- b Sealing surface

NOTE The sealing surface is smooth and free of any defects and flash.

**Figure 2 — Possible alternative constructions of the bore entrance to suit glass manufacturer**

Dimensions in millimetres  
Minimum through bore  $\varnothing 16,0$

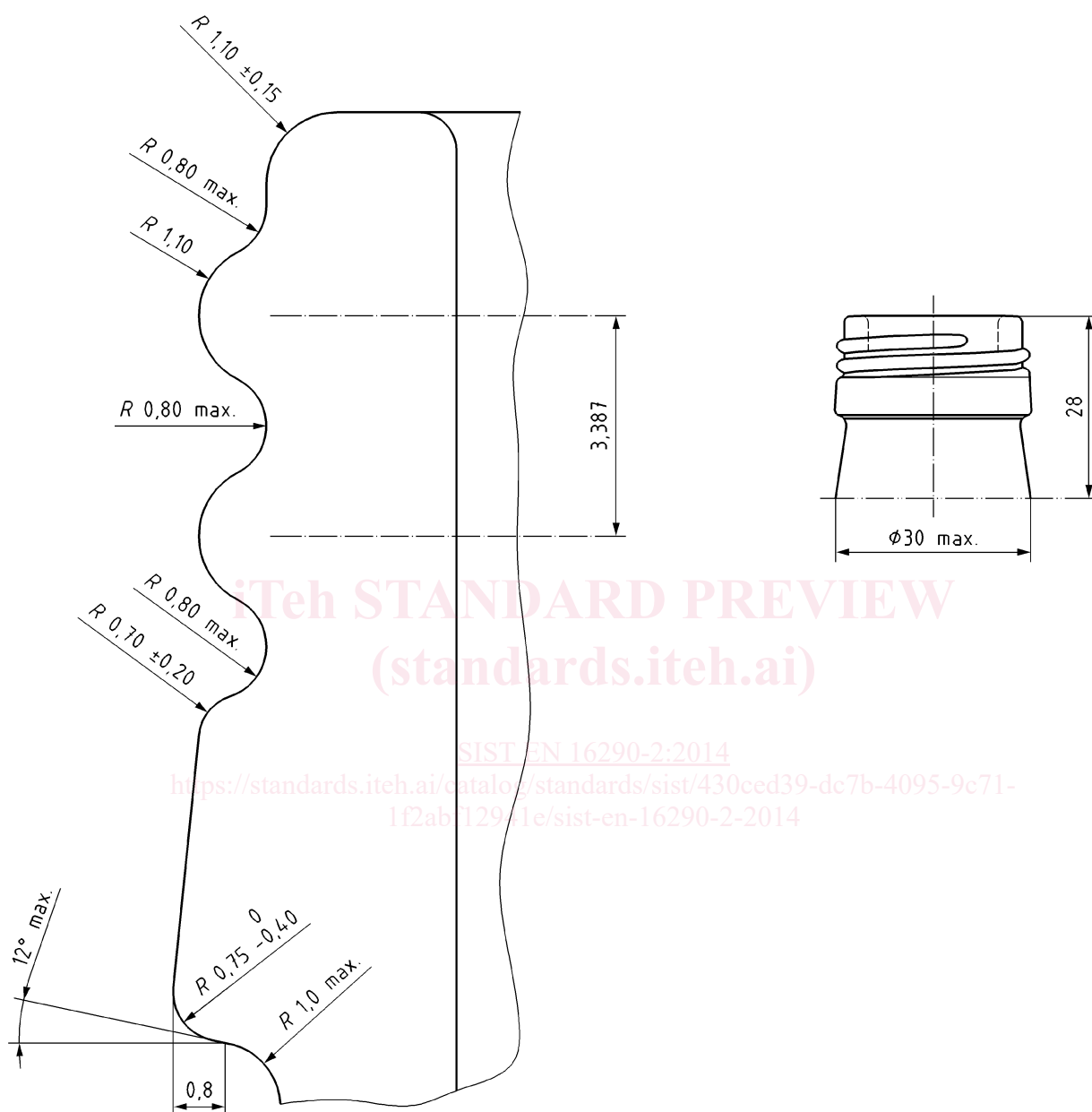


Figure 3 — Detail of the profile