
**Tool holders with cylindrical shank —
Part 4:
Type C with rectangular axial seat**

Porte-outil à queue cylindrique —

Partie 4: Porte-outil axial de type C

iTeh STANDARD PREVIEW
(standards.iteh.ai)

[ISO 10889-4:2004](https://standards.iteh.ai/catalog/standards/sist/c7c4e790-d2d6-4ef2-8916-b92202b90749/iso-10889-4-2004)

<https://standards.iteh.ai/catalog/standards/sist/c7c4e790-d2d6-4ef2-8916-b92202b90749/iso-10889-4-2004>



PDF disclaimer

This PDF file may contain embedded typefaces. In accordance with Adobe's licensing policy, this file may be printed or viewed but shall not be edited unless the typefaces which are embedded are licensed to and installed on the computer performing the editing. In downloading this file, parties accept therein the responsibility of not infringing Adobe's licensing policy. The ISO Central Secretariat accepts no liability in this area.

Adobe is a trademark of Adobe Systems Incorporated.

Details of the software products used to create this PDF file can be found in the General Info relative to the file; the PDF-creation parameters were optimized for printing. Every care has been taken to ensure that the file is suitable for use by ISO member bodies. In the unlikely event that a problem relating to it is found, please inform the Central Secretariat at the address given below.

iTeh STANDARD PREVIEW
(standards.iteh.ai)

[ISO 10889-4:2004](#)

<https://standards.iteh.ai/catalog/standards/sist/c7c4e790-d2d6-4ef2-8916-b92202b90749/iso-10889-4-2004>

© ISO 2004

All rights reserved. Unless otherwise specified, no part of this publication may be reproduced or utilized in any form or by any means, electronic or mechanical, including photocopying and microfilm, without permission in writing from either ISO at the address below or ISO's member body in the country of the requester.

ISO copyright office
Case postale 56 • CH-1211 Geneva 20
Tel. + 41 22 749 01 11
Fax + 41 22 749 09 47
E-mail copyright@iso.org
Web www.iso.org

Published in Switzerland

Foreword

ISO (the International Organization for Standardization) is a worldwide federation of national standards bodies (ISO member bodies). The work of preparing International Standards is normally carried out through ISO technical committees. Each member body interested in a subject for which a technical committee has been established has the right to be represented on that committee. International organizations, governmental and non-governmental, in liaison with ISO, also take part in the work. ISO collaborates closely with the International Electrotechnical Commission (IEC) on all matters of electrotechnical standardization.

International Standards are drafted in accordance with the rules given in the ISO/IEC Directives, Part 2.

The main task of technical committees is to prepare International Standards. Draft International Standards adopted by the technical committees are circulated to the member bodies for voting. Publication as an International Standard requires approval by at least 75 % of the member bodies casting a vote.

Attention is drawn to the possibility that some of the elements of this document may be the subject of patent rights. ISO shall not be held responsible for identifying any or all such patent rights.

ISO 10889-4 was prepared by Technical Committee ISO/TC 29, *Small tools*.

This second edition cancels and replaces the first edition (ISO 10889-4:1997), Table 1 of which has been technically revised.

ISO 10889 consists of the following parts, under the general title *Tool holders with cylindrical shank*:

- Part 1: Cylindrical shank, location bore — Technical delivery conditions
- Part 2: Type A, shanks for tool holders of special designs
- Part 3: Type B with rectangular radial seat
- Part 4: Type C with rectangular axial seat
- Part 5: Type D with more than one rectangular seat
- Part 6: Type E with cylindrical seat
- Part 7: Type F with taper seat
- Part 8: Type Z, accessories

iTeh STANDARD PREVIEW
(standards.iteh.ai)

[ISO 10889-4:2004](https://standards.iteh.ai/catalog/standards/sist/c7c4e790-d2d6-4ef2-8916-b92202b90749/iso-10889-4-2004)

<https://standards.iteh.ai/catalog/standards/sist/c7c4e790-d2d6-4ef2-8916-b92202b90749/iso-10889-4-2004>

Tool holders with cylindrical shank —

Part 4: Type C with rectangular axial seat

1 Scope

ISO 10889 is applicable to tool holders with cylindrical shank for machine tools with non-rotating tools, preferably for turning machines.

This part of ISO 10889 specifies dimensions, designations and complementary technical delivery conditions for tool holders with a rectangular axial seat of types C1 to C4 with cylindrical shank in accordance with ISO 10889-1. For non-standardized tool holders with rectangular axial seat, such as the tool holders shown in the figures, it is advisable to apply the corresponding specifications of this part of ISO 10889.

2 Normative references

The following referenced documents are indispensable for the application of this document. For dated references, only the edition cited applies. For undated references, the latest edition of the referenced document (including any amendments) applies.

ISO 2768-1, *General tolerances — Part 1: Tolerances for linear and angular dimensions without individual tolerance indications*

ISO 2768-2, *General tolerances — Part 2: Geometrical tolerances for features without individual tolerance indications*

ISO 10889-1, *Tool holders with cylindrical shank — Part 1: Cylindrical shank, location bore — Technical delivery conditions*

3 Dimensions

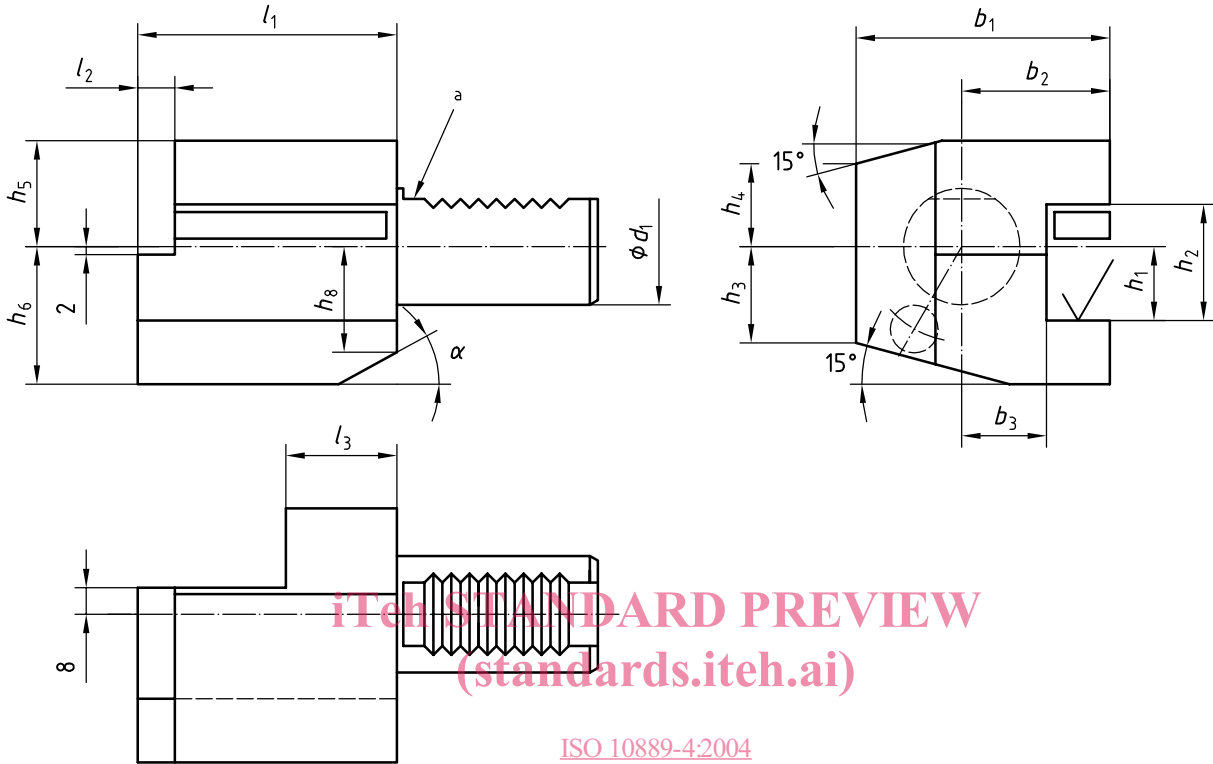
See Figures 1 to 4 and Table 1.

Unspecified details shall be chosen appropriately.

General tolerances: ISO 2768-mH.

Dimensions in millimetres,
surface roughness in micrometres

$$\sqrt{\quad} = \sqrt{\text{Rz } 16}$$

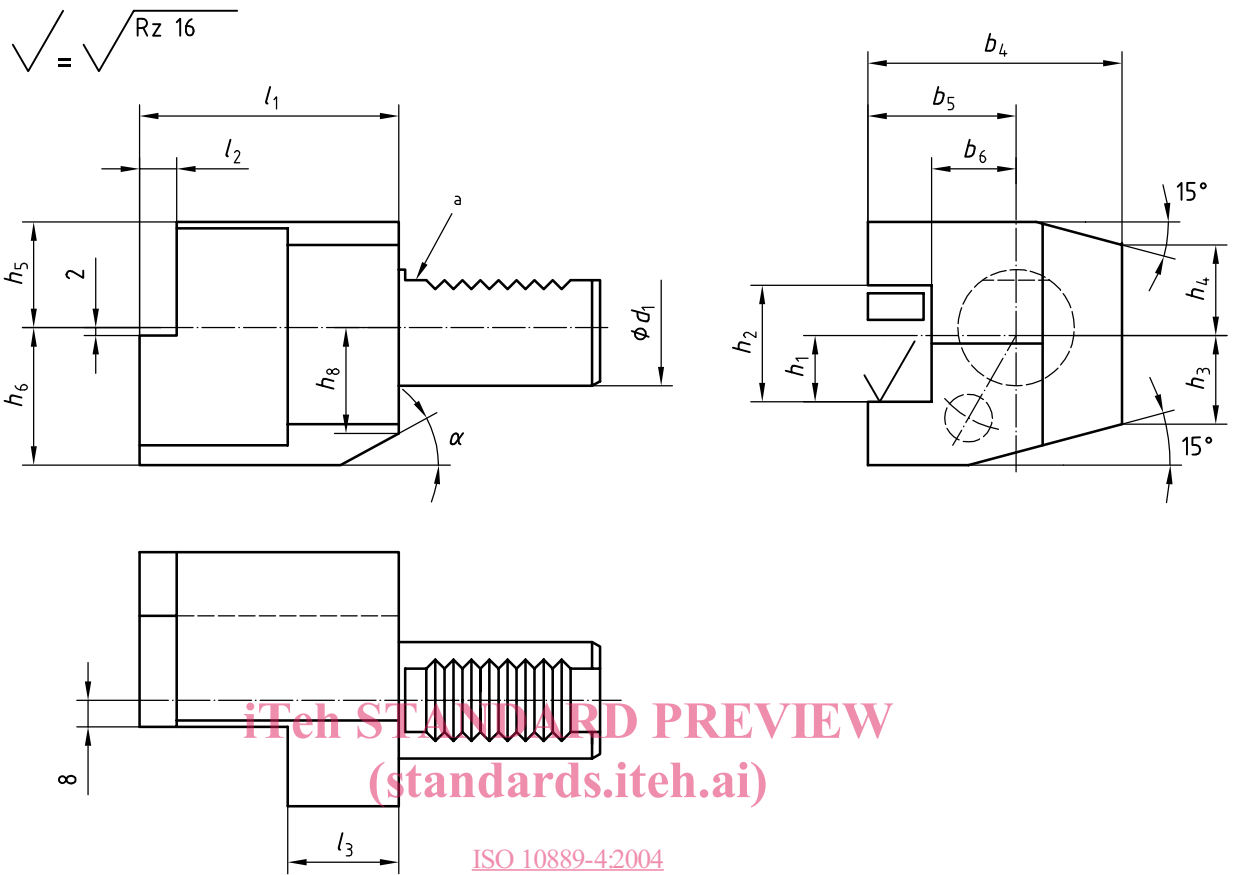


ISO 10889-4:2004
<https://standards.iteh.ai/catalog/standards/sist/c7c4e790-d2d6-4ef2-8916-b92202b90749/iso-10889-4-2004>

a Cylindrical shank in accordance with ISO 10889-1.

Figure 1 — Type C1 tool holder, right-hand

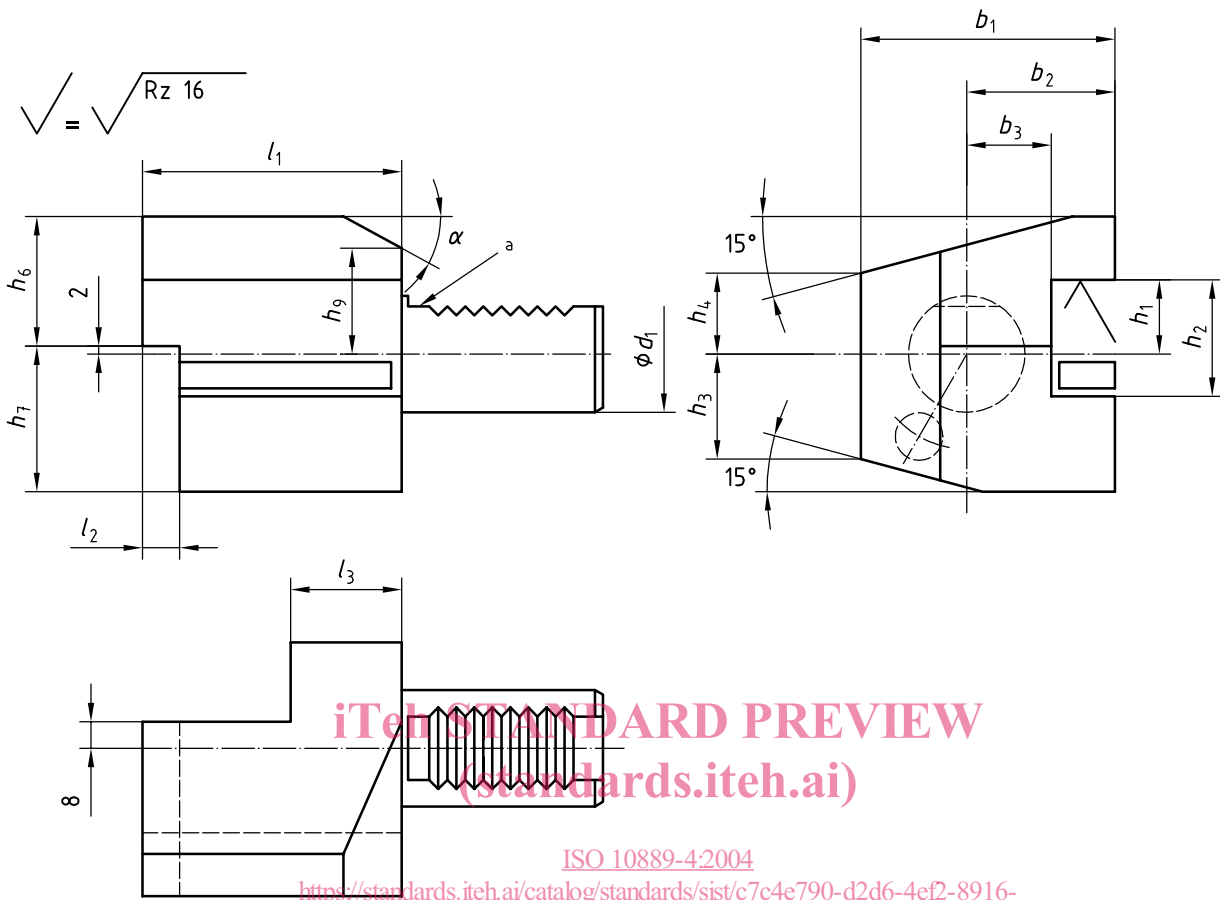
Dimensions in millimetres,
surface roughness in micrometres



a Cylindrical shank in accordance with ISO 10889-1.

Figure 2 — Type C2 tool holder, left-hand

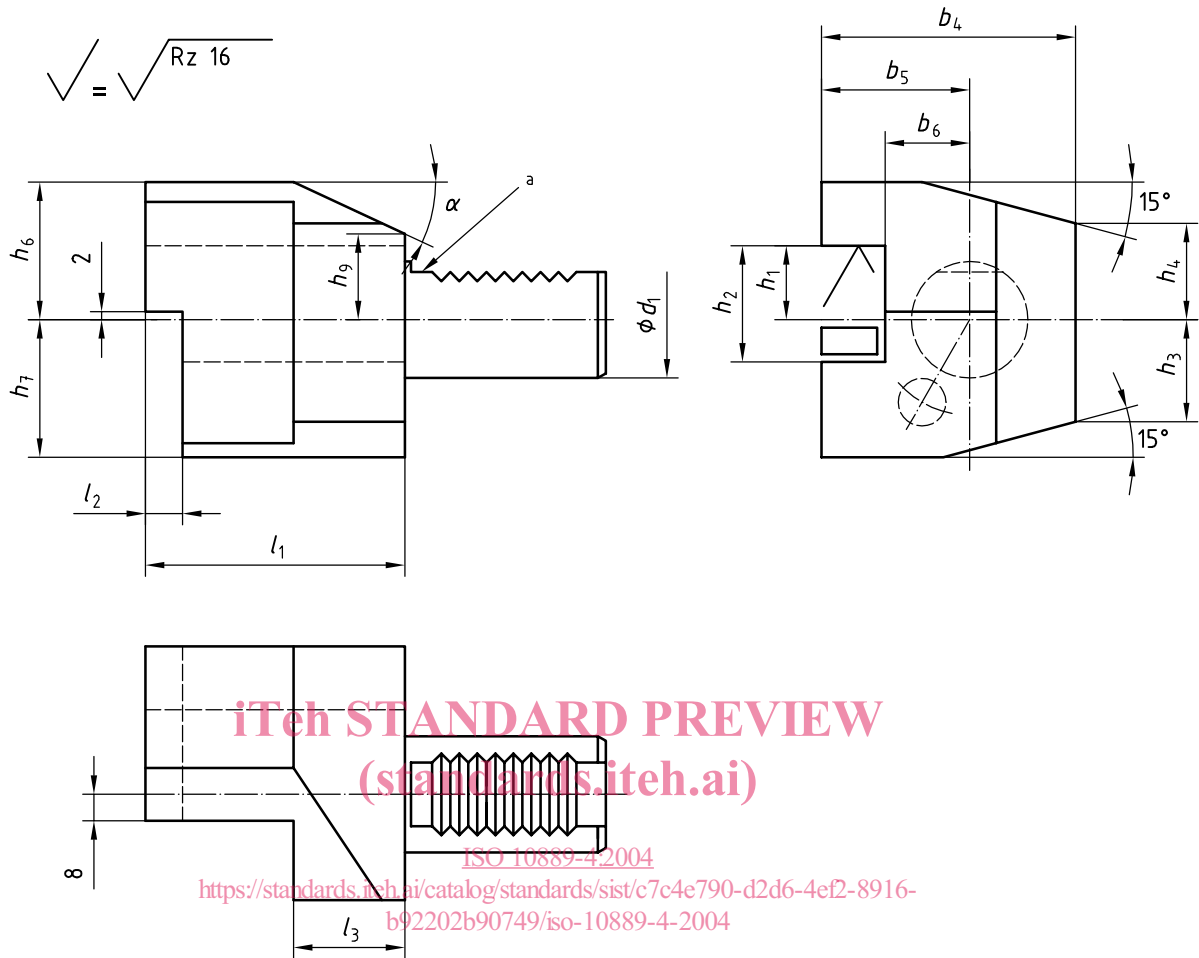
Dimensions in millimetres,
surface roughness in micrometres



^a Cylindrical shank in accordance with ISO 10889-1.

Figure 3 — Type C3 tool holder, overhead, right-hand

Dimensions in millimetres,
surface roughness in micrometres



a Cylindrical shank in accordance with ISO 10889-1.

Figure 4 — Type C4 tool holder, overhead, left-hand