



# SLOVENSKI STANDARD

## SIST ETS 300 468 E2:2005

01-november-2005

---

**Digitalna videoradiodifuzija (DVB) – Specifikacija za servisne informacije (SI) v sistemih DVB**

Digital Video Broadcasting (DVB); Specification for Service Information (SI) in DVB systems

**iTeh STANDARD PREVIEW**  
**(standards.iteh.ai)**

[SIST ETS 300 468 E2:2005](https://standards.iteh.ai/catalog/standards/sist/b9bcea3e-a738-4f4f-8357-5ddff9e5f85a/sist-ets-300-468-e2-2005)

[https://standards.iteh.ai/catalog/standards/sist/b9bcea3e-a738-4f4f-8357-](https://standards.iteh.ai/catalog/standards/sist/b9bcea3e-a738-4f4f-8357-5ddff9e5f85a/sist-ets-300-468-e2-2005)

[5ddff9e5f85a/sist-ets-300-468-e2-2005](https://standards.iteh.ai/catalog/standards/sist/b9bcea3e-a738-4f4f-8357-5ddff9e5f85a/sist-ets-300-468-e2-2005)

**Ta slovenski standard je istoveten z: ETS 300 468 Edition 2**

---

**ICS:**

33.170

Televizijska in radijska  
difuzija

Television and radio  
broadcasting


**SIST ETS 300 468 E2:2005**

**en**

**iTeh STANDARD PREVIEW**  
**(standards.iteh.ai)**

[SIST ETS 300 468 E2:2005](https://standards.iteh.ai/catalog/standards/sist/b9bcea3e-a738-4f4f-8357-5ddf9e5f85a/sist-ets-300-468-e2-2005)

<https://standards.iteh.ai/catalog/standards/sist/b9bcea3e-a738-4f4f-8357-5ddf9e5f85a/sist-ets-300-468-e2-2005>



**E**UROPEAN  
**T**ELECOMMUNICATION  
**S**TANDARD

**ETS 300 468**

January 1997

Second Edition

Source: EBU/CENELEC/ETSI JTC

Reference: RE/JTC-DVB-18

ICS: 33.020

**Key words:** Digital, video, broadcasting, DVB, MPEG, TV, service

European Broadcasting Union



Union Européenne de Radio-Télévision

iTeh STANDARD PREVIEW

(standards.iteh.ai)



SIST Digital Video 2005

<https://standards.iteh.ai/catalog/standards/sist/9bcea3e-a738-44f4f-8357-5ddff9e5f85a/sist-ets-300-468-e2-2005>

Broadcasting

**Digital Video Broadcasting (DVB);  
Specification for Service Information (SI)  
in DVB systems**

**ETSI**

European Telecommunications Standards Institute

**ETSI Secretariat**

**Postal address:** F-06921 Sophia Antipolis CEDEX - FRANCE

**Office address:** 650 Route des Lucioles - Sophia Antipolis - Valbonne - FRANCE

**X.400:** c=fr, a=atlas, p=etsi, s=secretariat - **Internet:** secretariat@etsi.fr

Tel.: +33 4 92 94 42 00 - Fax: +33 4 93 65 47 16

**Copyright Notification:** No part may be reproduced except as authorized by written permission. The copyright and the foregoing restriction extend to reproduction in all media.

© European Telecommunications Standards Institute 1997.

© European Broadcasting Union 1997.

All rights reserved.

## iTeh STANDARD PREVIEW (standards.iteh.ai)

SIST ETS 300 468 E2:2005

<https://standards.iteh.ai/catalog/standards/sist/b9bcea3e-a738-4f4f-8357-5ddff9e5f85a/sist-ets-300-468-e2-2005>

## Contents

Foreword .....	5
1 Scope .....	7
2 Normative references .....	7
3 Definitions and abbreviations .....	8
3.1 Definitions .....	8
3.2 Abbreviations .....	10
4 Service Information (SI) description .....	10
5 The SI tables .....	13
5.1 SI table mechanism .....	13
5.1.1 Explanation .....	13
5.1.2 Mapping of sections into Transport Stream packets .....	14
5.1.3 Coding of PID and table_id fields .....	14
5.1.4 Repetition rates and random access .....	15
5.1.5 Scrambling .....	15
5.2 Table definitions .....	15
5.2.1 Network Information Table (NIT) .....	16
5.2.2 Bouquet Association Table (BAT) .....	17
5.2.3 Service Description Table (SDT) .....	19
5.2.4 Event Information Table (EIT) .....	21
5.2.5 Time and Date Table (TDT) .....	24
5.2.6 Time Offset Table (TOT) .....	24
5.2.7 Running Status Table (RST) .....	25
5.2.8 Stuffing Table (ST) .....	26
6 Descriptors .....	26
6.1 Descriptor identification and location .....	26
6.2 Descriptor coding .....	27
6.2.1 Bouquet name descriptor .....	28
6.2.2 CA identifier descriptor .....	28
6.2.3 Component descriptor .....	28
6.2.4 Content descriptor .....	31
6.2.5 Country availability descriptor .....	34
6.2.6 Delivery system descriptors .....	35
6.2.6.1 Cable delivery system descriptor .....	35
6.2.6.2 Satellite delivery system descriptor .....	36
6.2.7 Extended event descriptor .....	37
6.2.8 Linkage descriptor .....	39
6.2.9 Local time offset descriptor .....	40
6.2.10 Mosaic descriptor .....	41
6.2.11 Multilingual bouquet name descriptor .....	45
6.2.12 Multilingual component descriptor .....	45
6.2.13 Multilingual network name descriptor .....	46
6.2.14 Multilingual service name descriptor .....	47
6.2.15 Near Video On Demand (NVOD) reference descriptor .....	47
6.2.16 Network name descriptor .....	48
6.2.17 Parental rating descriptor .....	49
6.2.18 Private data specifier descriptor .....	49
6.2.19 Short smoothing buffer descriptor .....	50
6.2.20 Service descriptor .....	53
6.2.21 Service list descriptor .....	54
6.2.22 Service move descriptor .....	54
6.2.23 Short event descriptor .....	55

6.2.24	Stream identifier descriptor.....	55
6.2.25	Stuffing descriptor.....	56
6.2.26	Subtitling descriptor.....	56
6.2.27	Telephone descriptor.....	57
6.2.28	Teletext descriptor.....	59
6.2.29	Time shifted event descriptor.....	60
6.2.30	Time shifted service descriptor.....	60
Annex A (normative):	Coding of text characters.....	61
A.1	Control codes.....	61
A.2	Selection of character table.....	61
Annex B (normative):	CRC decoder model.....	68
Annex C (informative):	Conversion between time and date conventions.....	69
Annex D (informative):	Bibliography.....	71
History.....		72

## iTeh STANDARD PREVIEW (standards.iteh.ai)

[SIST ETS 300 468 E2:2005](https://standards.iteh.ai/catalog/standards/sist/b9bcea3e-a738-4f4f-8357-5ddf9e5f85a/sist-ets-300-468-e2-2005)

<https://standards.iteh.ai/catalog/standards/sist/b9bcea3e-a738-4f4f-8357-5ddf9e5f85a/sist-ets-300-468-e2-2005>

## Foreword

This 2nd edition of European Telecommunication Standard (ETS) has been produced by the Joint Technical Committee (JTC) of the European Broadcasting Union (EBU), Comité Européen de Normalisation ELECtrotechnique (CENELEC) and the European Telecommunications Standards Institute (ETSI).

NOTE: The EBU/ETSI JTC was established in 1990 to co-ordinate the drafting of ETSs in the specific field of broadcasting and related fields. Since 1995 the JTC became a tripartite body by including in the Memorandum of Understanding also CENELEC, which is responsible for the standardization of radio and television receivers. The EBU is a professional association of broadcasting organizations whose work includes co-ordination of its Members' activities in the technical, legal, programme-making and programme-exchange domains. The EBU has Active Members in about 60 countries in the European Broadcasting Area; its headquarters is in Geneva\*.

\* European Broadcasting Union  
Case Postale 67  
CH-1218 GRAND SACONNEX (Geneva)  
Switzerland

Tel: +41 22 717 21 11  
Fax: +41 22 717 24 81

## Digital Video Broadcasting (DVB) Project

Founded in September 1993, the DVB Project is a market-led consortium of public and private sector organizations in the television industry. Its aim is to establish the framework for the introduction of MPEG-2 based digital television services. Now comprising over 200 organizations from more than 25 countries around the world, DVB fosters market-led systems, which meet the real needs, and economic circumstances, of the consumer electronics and the broadcast industry.

[SIST ETS 300 468 E2:2005  
https://standards.iteh.ai/catalog/standards/sist/b9bcea3e-a738-4f4f-8357-5ddff9e5f85a/sist-ets-300-468-e2-2005](https://standards.iteh.ai/catalog/standards/sist/b9bcea3e-a738-4f4f-8357-5ddff9e5f85a/sist-ets-300-468-e2-2005)

Transposition dates	
Date of adoption	20 December 1996
Date of latest announcement of this ETS (doa):	30 April 1997
Date of latest publication of new National Standard or endorsement of this ETS (dop/e):	31 October 1997
Date of withdrawal of any conflicting National Standard (dow):	31 October 1997

Blank page

**iTeh STANDARD PREVIEW**  
**(standards.iteh.ai)**

SIST ETS 300 468 E2:2005

<https://standards.iteh.ai/catalog/standards/sist/b9bcea3e-a738-4f4f-8357-5ddf9e5f85a/sist-ets-300-468-e2-2005>



## 1 Scope

This 2nd edition of European Telecommunication Standard (ETS) specifies the Service Information (SI) data which forms a part of Digital Video Broadcasting (DVB) bitstreams, in order that the user can be provided with information to assist in selection of services and/or events within the bitstream, and so that the Integrated Receiver Decoder (IRD) can automatically configure itself for the selected service. SI data for automatic configuration is mostly specified within ISO/IEC 13818-1 [1] as Program Specific Information (PSI). This ETS specifies additional data which complements the PSI by providing data to aid automatic tuning of IRDs, and additional information intended for display to the user. The manner of presentation of the information is not specified in this ETS, and IRD manufacturers have freedom to choose appropriate presentation methods.

It is expected that Electronic Programme Guides (EPGs) will be a feature of Digital TV transmissions. The definition of an EPG is outside the scope of the SI specification, but the data contained within the SI specified here may be used as the basis for an EPG.

Rules of operation for the implementation of ETS 300 468 are specified in ETR 211 [7].

## 2 Normative references

This ETS incorporates by dated and undated reference, provisions from other publications. These normative references are cited at the appropriate places in the text and the publications are listed hereafter. For dated references, subsequent amendments to or revisions of any of these publications apply to this ETS only when incorporated in it by amendment or revision. For undated references the latest edition of the publication referred to applies.

- [1] ISO/IEC 13818-1: "Information Technology - Generic Coding of Moving Pictures and Associated Audio Recommendation H.222.0 (systems)".
- [2] ISO 3166: "Codes for the representation of names of countries".
- [3] ISO 639.2: "Code for the representation of names of languages".
- [4] EBU SPB 492: "Teletext specification (625 line Television Systems)".
- [5] ISO 8859: "Information processing - 8-bit single-byte coded graphic character sets, Latin alphabets".
- [6] ETR 162: "Digital broadcasting systems for television, sound and data services; Allocation of Service Information (SI) codes for Digital Video Broadcasting (DVB) systems".
- [7] ETR 211: "Digital broadcasting systems for television; Guidelines on implementation and usage of service information".
- [8] ISO/IEC 10646-1: "Information Technology - Universal Multiple-Octet Coded Character Set (UCS) - Part 1: Architecture and Basic Multilingual Plane".
- [9] ISO/IEC 6937: "Information Technology - Coded graphic character set for text communication - Latin alphabet".

### 3 Definitions and abbreviations

#### 3.1 Definitions

For the purposes of this ETS, the following definitions apply:

**bouquet:** A collection of services marketed as a single entity.

**broadcaster (SERVICE provider):** An organization which assembles a sequence of events or programmes to be delivered to the viewer based upon a schedule.

**component (ELEMENTARY stream):** One or more entities which together make up an event, e.g. video, audio, teletext.

**Conditional Access (CA) system:** A system to control subscriber access to services, programmes and events e.g. Videoguard, Eurocrypt.

**delivery system:** The physical medium by which one or more multiplexes are transmitted e.g. satellite transponder, wide-band coaxial cable, fibre optics.

**Entitlement Management Messages (EMM):** Are private Conditional Access information which specify the authorization levels or the services of specific decoders. They may be addressed to individual decoder or groups of decoders.

**event:** A grouping of elementary broadcast data streams with a defined start and end time belonging to a common service, e.g. first half of a football match, News Flash, first part of an entertainment show.

**forbidden:** The term "forbidden" when used in the clauses defining the coded bit stream, indicates that the value shall never be used.

**MPEG-2:** Refers to the standard ISO/IEC 13818 [1]. Systems coding is defined in part 1. Video coding is defined in part 2. Audio coding is defined in part 3. <https://standards.iteh.ai/catalog/standards/sist/b9bcea3e-a738-444f-8357->

**multiplex:** A stream of all the digital data carrying one or more services within a single physical channel.

**network:** A collection of MPEG-2 Transport Stream multiplexes transmitted on a single delivery system, e.g. all digital channels on a specific cable system.

**original\_network\_id:** A unique identifier of a network.

**programme:** A concatenation of one or more events under the control of a broadcaster e.g. news show, entertainment show.

**reserved:** The term "reserved" when used in the clause defining the coded bit stream, indicates that the value may be used in the future for ISO defined extensions. Unless otherwise specified within this ETS all "reserved" bits shall be set to "1".

**reserved\_future\_use:** The term "reserved\_future\_use", when used in the clause defining the coded bit stream, indicates that the value may be used in the future for ETSI defined extensions. Unless otherwise specified within this ETS all "reserved\_future\_use" bits shall be set to "1".

**section:** A section is a syntactic structure used for mapping all service information defined in this ETS into ISO/IEC 13818 [1] Transport Stream packets.

**service:** A sequence of programmes under the control of a broadcaster which can be broadcast as part of a schedule.

**service\_id:** A unique identifier of a service within a transport stream.

**Service Information (SI):** Digital data describing the delivery system, content and scheduling/timing of broadcast data streams etc. It includes MPEG-2 PSI together with independently defined extensions.

**sub\_table:** A sub\_table is collection of sections with the same value of table\_id and:

for a NIT: the same table\_id\_extension (network\_id) and version\_number;

for a BAT: the same table\_id\_extension (bouquet\_id) and version\_number;

for a SDT: the same table\_id\_extension (transport\_stream\_id), the same original\_network\_id and version\_number;

for a EIT: the same table\_id\_extension (service\_id), the same transport\_stream\_id, the same original\_network\_id and version\_number.

The table\_id\_extension field is equivalent to the fourth and fifth byte of a section when the section\_syntax\_indicator is set to a value of "1".

**table:** A table is comprised of a number of sub\_tables with the same value of table\_id.

**Transport Stream (TS):** A Transport Stream is a data structure defined in ISO/IEC 13818-1 [1]. It is the basis of the ETSI Digital Video Broadcasting (DVB) standards.

**transport\_stream\_id:** A unique identifier of a transport stream within an original network.

The relationships of some of these definitions are illustrated in the service delivery model in figure 1.

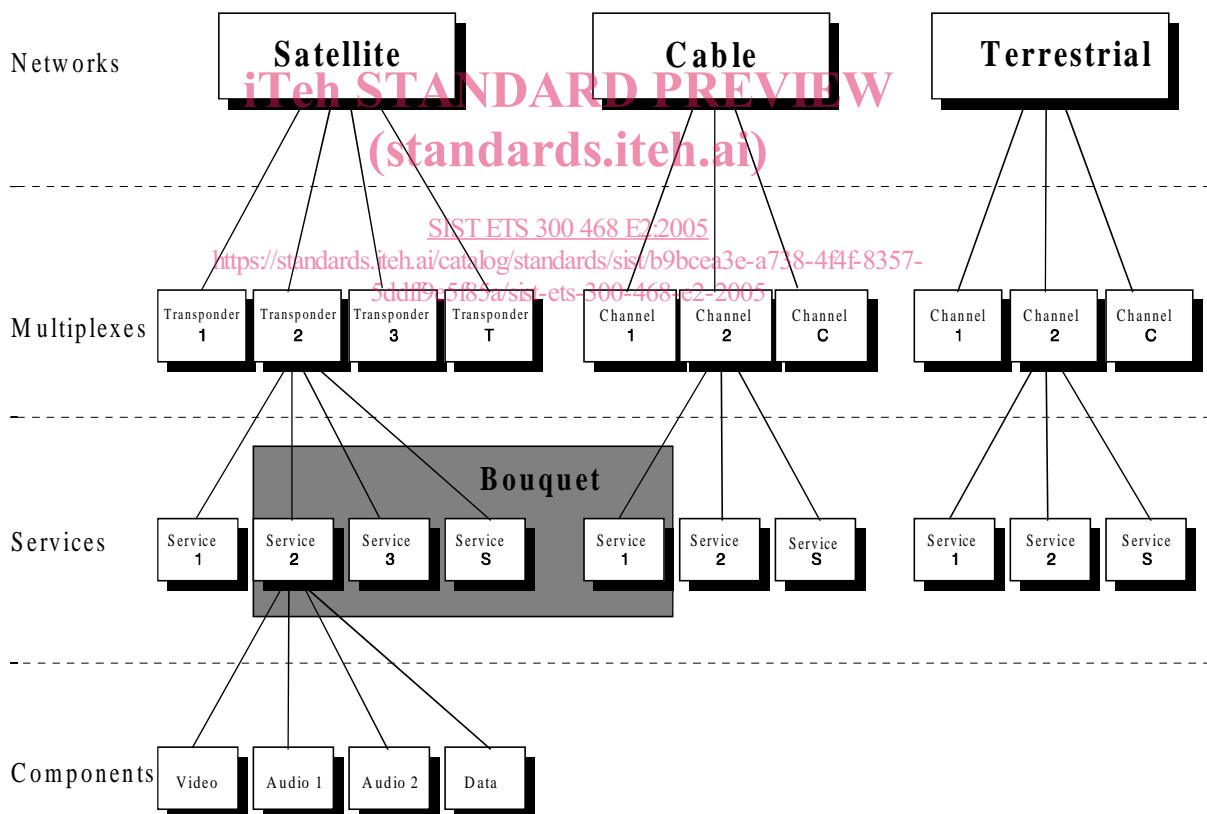


Figure 1: Digital broadcasting, service delivery model

### 3.2 Abbreviations

For the purposes of this ETS, the following abbreviations apply:

BAT	Bouquet Association Table
BCD	Binary Coded Decimal
bslbf	bit string, left bit first
CA	Conditional Access
CAT	Conditional Access Table
CRC	Cyclic Redundancy Check
DVB	Digital Video Broadcasting
EBU	European Broadcasting Union
EIT	Event Information Table
EMM	Entitlement Management Message
EPG	Electronic Programme Guide
ETS	European Telecommunication Standard
ETSI	European Telecommunications Standards Institute
FEC	Forward Error Correction
IEC	International Electrotechnical Commission
IRD	Integrated Receiver Decoder
ISO	International Organization for Standardization
JTC	Joint Technical Committee
LSB	Least Significant Bit
MJD	Modified Julian Date
MPEG	Moving Pictures Expert Group
NIT	Network Information Table
NVOD	Near Video On Demand
PAT	Program Association Table
PID	Packet Identifier
PMT	Program Map Table
PSI	Program Specific Information
PSTN	Public Switched Telephone Network
QAM	Quadrature Amplitude Modulation
QPSK	Quaternary Phase Shift Keying
rpchof	remainder polynomial coefficients, highest order first
RS	Reed Solomon
RST	Running Status Table
SDT	Service Description Table
SI	Service Information
ST	Stuffing Table
TDT	Time and Date Table
TOT	Time Offset Table
TS	Transport Stream
uimsbf	unsigned integer most significant bit first
UTC	Universal Time, Co-ordinated

## 4 Service Information (SI) description

ISO/IEC 13818 [1] specifies SI which is referred to as PSI. The PSI data provides information to enable automatic configuration of the receiver to demultiplex and decode the various streams of programs within the multiplex.

The PSI data is structured as four types of table. The tables are transmitted in sections.

### 1) Program Association Table (PAT):

- for each service in the multiplex, the PAT indicates the location (the PID values of the Transport Stream packets) of the corresponding Program Map Table (PMT). It also gives the location of the Network Information Table (NIT).

- 2) Conditional Access Table (CAT):
  - the CAT provides information on the Conditional Access (CA) systems used in the multiplex; the information is private (not defined within this ETS) and dependent on the CA system, but includes the location of the EMM stream, when applicable.
- 3) Program Map Table (PMT):
  - the PMT identifies and indicates the locations of the streams that make up each service, and the location of the Program Clock Reference fields for a service.
- 4) Network Information Table (NIT):
  - the location of the NIT is defined in this ETS in compliance with ISO/IEC 13818-1 [1] specification, but the data format is outside the scope of ISO/IEC 13818-1 [1]. It is intended to provide information about the physical network. The syntax and semantics of the NIT are defined in this ETS.

In addition to the PSI, data is needed to provide identification of services and events for the user. The coding of this data is defined in this ETS. In contrast with the PAT, CAT, and PMT of the PSI, which give information only for the multiplex in which they are contained (the actual multiplex), the additional information defined within this ETS can also provide information on services and events carried by different multiplexes, and even on other networks. This data is structured as six tables:

- 1) Bouquet Association Table (BAT):
  - the BAT provides information regarding bouquets. As well as giving the name of the bouquet, it provides a list of services for each bouquet.
- 2) Service Description Table (SDT):
  - the SDT contains data describing the services in the system e.g. names of services, the service provider, etc.
- 3) Event Information Table (EIT):
  - the EIT contains data concerning events or programmes such as event name, start time, duration, etc.;
  - the use of different descriptors allows the transmission of different kinds of event information e.g. for different service types.
- 4) Running Status Table (RST):
  - the RST gives the status of an event (running/not running). The RST updates this information and allows timely automatic switching to events.
- 5) Time and Date Table (TDT):
  - the TDT gives information relating to the present time and date. This information is given in a separate table due to the frequent updating of this information.
- 6) Time Offset Table (TOT):
  - the TOT gives information relating to the present time and date and local time offset. This information is given in a separate table due to the frequent updating of the time information.
- 7) Stuffing Table (ST):
  - the ST is used to invalidate existing sections, for example at delivery system boundaries.

Where applicable the use of descriptors allows a flexible approach to the organization of the tables and allows for future compatible extensions.

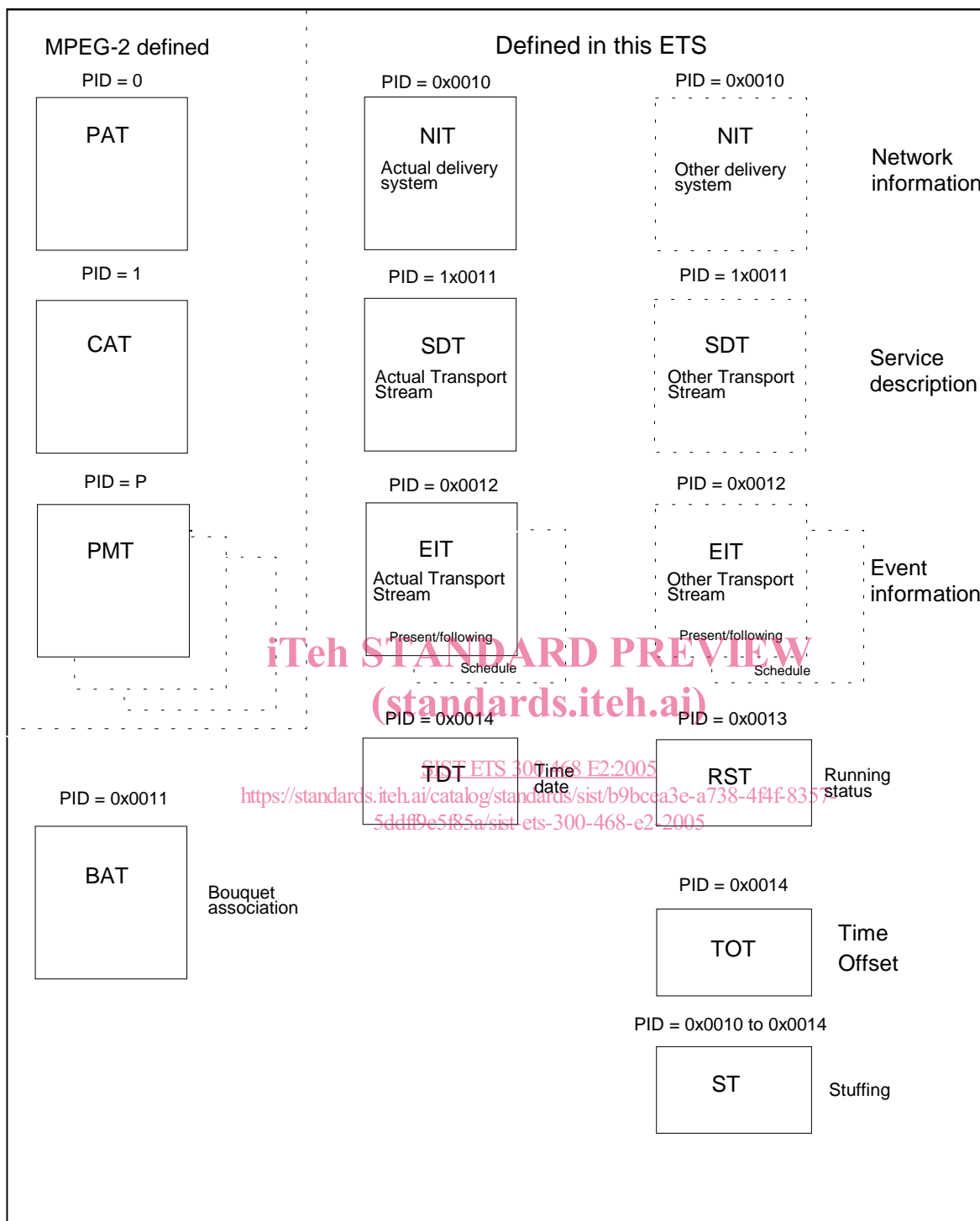


Figure 2: General organization of the SI

## 5 The SI tables

### 5.1 SI table mechanism

The SI specified in this ETS and MPEG-2 PSI tables shall be segmented into one or more sections before being inserted into Transport Stream packets. The tables listed in clause 4 are conceptual in that they need never be regenerated in a specified form within an IRD. The tables, when transmitted shall not be scrambled, with the exception of the EIT, which may be scrambled if required (see subclause 5.1.5). A section is a syntactic structure that shall be used for mapping all MPEG-2 tables and SI tables specified in this ETS, into Transport Stream packets. These SI syntactic structures conform to the private section syntax defined in ISO/IEC 13818-1 [1].

#### 5.1.1 Explanation

Sections may be variable in length. The sections within each table are limited to 1 024 bytes in length, except for sections within the EIT which are limited to 4 096 bytes. Each section is uniquely identified by the combination of the following elements:

a) table\_id:

- The table\_id identifies to which table the section belongs.
- Some table\_ids have been defined by ISO and others by ETSI. Other values of the table\_id can be allocated by the user for private purposes. The list of values of table\_id is contained in table 2.

b) table\_id\_extension:

- The table\_id\_extension is used for identification of a sub\_table.
- The interpretation of each sub\_table is given in subclause 5.2.

c) section\_number:

- The section\_number field allows the sections of a particular sub\_table to be reassembled in their original order by the decoder. It is recommended, that sections are transmitted in numerical order, unless it is desired to transmit some sections of the sub\_table more frequently than others, e.g. due to random access considerations.
- For the SI tables as specified in this ETS, section numbering applies to sub\_tables.

d) version\_number:

- When the characteristics of the Transport Stream described in the SI given in this ETS change (e.g. new events start, different composition of elementary streams for a given service), then new SI data shall be sent containing the updated information. A new version of the SI data is signalled by sending a sub\_table with the same identifiers as the previous sub\_table containing the relevant data, but with the next value of version\_number.
- For the SI tables specified in this ETS, the version\_number applies to all sections of a sub\_table.

e) Current\_next\_indicator:

- Each section shall be numbered as valid "now" (current), or as valid in the immediate future (next). This allows the transmission of a future version of the SI in advance of the change, giving the decoder the opportunity to prepare for the change. There is however, no requirement to transmit the next version of a section in advance, but if it is transmitted, then it shall be the next correct version of that section.