
**Ophthalmic instruments — Indirect
ophthalmoscopes**

Instruments ophtalmiques — Ophtalmoscopes indirects

iTeh STANDARD PREVIEW
(standards.iteh.ai)

[ISO 10943:2006](https://standards.iteh.ai/catalog/standards/sist/4643b15b-a281-4bfb-b666-b494f16099ec/iso-10943-2006)

[https://standards.iteh.ai/catalog/standards/sist/4643b15b-a281-4bfb-b666-
b494f16099ec/iso-10943-2006](https://standards.iteh.ai/catalog/standards/sist/4643b15b-a281-4bfb-b666-b494f16099ec/iso-10943-2006)



PDF disclaimer

This PDF file may contain embedded typefaces. In accordance with Adobe's licensing policy, this file may be printed or viewed but shall not be edited unless the typefaces which are embedded are licensed to and installed on the computer performing the editing. In downloading this file, parties accept therein the responsibility of not infringing Adobe's licensing policy. The ISO Central Secretariat accepts no liability in this area.

Adobe is a trademark of Adobe Systems Incorporated.

Details of the software products used to create this PDF file can be found in the General Info relative to the file; the PDF-creation parameters were optimized for printing. Every care has been taken to ensure that the file is suitable for use by ISO member bodies. In the unlikely event that a problem relating to it is found, please inform the Central Secretariat at the address given below.

iTeh STANDARD PREVIEW
(standards.iteh.ai)

ISO 10943:2006

<https://standards.iteh.ai/catalog/standards/sist/4643b15b-a281-4bfb-b666-b494f16099ec/iso-10943-2006>

© ISO 2006

All rights reserved. Unless otherwise specified, no part of this publication may be reproduced or utilized in any form or by any means, electronic or mechanical, including photocopying and microfilm, without permission in writing from either ISO at the address below or ISO's member body in the country of the requester.

ISO copyright office
Case postale 56 • CH-1211 Geneva 20
Tel. + 41 22 749 01 11
Fax + 41 22 749 09 47
E-mail copyright@iso.org
Web www.iso.org

Published in Switzerland

Foreword

ISO (the International Organization for Standardization) is a worldwide federation of national standards bodies (ISO member bodies). The work of preparing International Standards is normally carried out through ISO technical committees. Each member body interested in a subject for which a technical committee has been established has the right to be represented on that committee. International organizations, governmental and non-governmental, in liaison with ISO, also take part in the work. ISO collaborates closely with the International Electrotechnical Commission (IEC) on all matters of electrotechnical standardization.

International Standards are drafted in accordance with the rules given in the ISO/IEC Directives, Part 2.

The main task of technical committees is to prepare International Standards. Draft International Standards adopted by the technical committees are circulated to the member bodies for voting. Publication as an International Standard requires approval by at least 75 % of the member bodies casting a vote.

Attention is drawn to the possibility that some of the elements of this document may be the subject of patent rights. ISO shall not be held responsible for identifying any or all such patent rights.

ISO 10943 was prepared by Technical Committee ISO/TC 172, *Optics and photonics*, Subcommittee SC 7, *Ophthalmic optics and instruments*.

This second edition cancels and replaces the first edition (ISO 10943:1998) which has been technically revised.

iTeh STANDARD PREVIEW
(standards.iteh.ai)

ISO 10943:2006
<https://standards.iteh.ai/catalog/standards/sist/4643b15b-a281-4bfb-b666-b494f16099ec/iso-10943-2006>

iTeh STANDARD PREVIEW
(standards.iteh.ai)

ISO 10943:2006

<https://standards.iteh.ai/catalog/standards/sist/4643b15b-a281-4bfb-b666-b494f16099ec/iso-10943-2006>

Ophthalmic instruments — Indirect ophthalmoscopes

1 Scope

This International Standard, together with ISO 15004-1 and ISO 15004-2 specifies minimum requirements and test methods for hand-held, spectacle-type, and head-worn indirect ophthalmoscopes for observing indirect images of the eye fundus.

This International Standard takes precedence over ISO 15004-1 and ISO 15004-2, if differences exist.

This International Standard is not applicable to condensing lenses used for indirect ophthalmoscopy or to accessories.

This International Standard is not applicable to table-mounted instruments such as Gullstrand ophthalmoscopes and their derivatives, nor to ophthalmoscopes primarily intended for image capture and/or processing such as those based on scanning laser techniques.

iTeh STANDARD PREVIEW

2 Normative references (standards.iteh.ai)

The following referenced documents are indispensable for the application of this document. For dated references, only the edition cited applies. For undated references, the latest edition of the referenced document (including any amendments) applies.

ISO 15004-1, *Ophthalmic instruments — Fundamental requirements and test methods — Part 1: General requirements applicable to all ophthalmic instruments*

ISO 15004-2:—¹⁾, *Ophthalmic instruments — Fundamental requirements and test methods — Part 2: Light hazard protection*

IEC 60601-1:2005, *Medical electrical equipment — Part 1: General requirements for basic safety and essential performance*

3 Terms and definitions

For the purposes of this document, the following terms and definitions apply.

3.1

ophthalmoscope

optical instrument used to examine the external and internal parts of the eye, particularly the media and the fundus

1) To be published.

3.2 indirect ophthalmoscope

optical instrument, which provides an illumination system and which is used with a condensing lens (hand-held or integral) to direct appropriately focused light into an eye in order to produce a real intermediate image that is viewed by an observer

NOTE Indirect ophthalmoscopes may be monocular or binocular.

3.3 condensing lens

plus-power lens system used to focus the illuminating beam into an eye and to form a real inverted image of the retina thus illuminated

4 Requirements

4.1 General

The indirect ophthalmoscope shall conform to the requirements specified in ISO 15004-1.

The indirect ophthalmoscope shall conform to the specific requirements described in 4.2 to 4.4.

These requirements shall be verified as described in Clause 5.

4.2 Optical and dimensional requirements

The requirements specified in Table 1, Table 2 and Table 3 shall apply.

Table 1 — Optical and dimensional requirements where applicable for indirect ophthalmoscopes used with a hand-held condensing system

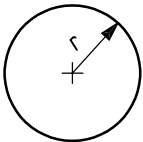
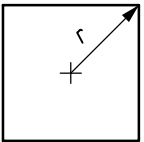
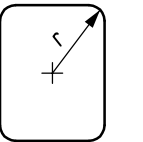
Criterion	Requirement
Interpupillary distance range	55 mm to 72 mm
Diameter $2r$ of the field of view ^{a, b}	≥ 100 mm
Diameter of largest illuminated spot ^a	≥ 45 mm
Range of adjustment of headband circumference, if applicable	520 mm to 640 mm
^a At 500 mm distance from the light exit. ^b Definition of r for different fields of view: <div style="display: flex; justify-content: space-around; align-items: center; margin-top: 10px;">    </div>	

Table 2 — Optical requirements for indirect ophthalmoscopes with integral condensing systems

Criterion	Requirement
Distance of focal point from end of instrument	15 mm to 20 mm
Diameter of beam at 500 mm from focal point	125 mm to 225 mm
Diameter of field of view at 500 mm from focal point	150 mm to 250 mm

Table 3 — Requirements for optical accuracy for binocular indirect ophthalmoscopes

Criterion			Tolerance
Difference in axes' orientation between left and right optical systems	vertical	interpupillary distance between 60 mm and 66 mm	$\leq 10'$
		interpupillary distance between 55 mm and 60 mm and between 66 mm and 72 mm	$\leq 15'$
	horizontal	divergence in parallel systems	$\leq 10'$
		convergence in parallel systems; in convergent systems deviation from the indicated angle	$\leq 45'$
Difference in magnification between left and right systems, where provided			$\leq 5\%$
Specified power of eyepieces or lenses where provided			$\pm 0,12\text{ D}$

4.3 Construction and function

4.3.1 The minimum adjustable range of the light output of the indirect ophthalmoscope shall be from maximum to 10 % of the maximum.

4.3.2 No reflections or scattered light shall be visible as determined by observation.

4.3.3 The illumination system shall be capable of alignment with the viewing system to within 1° vertically.

4.3.4 For binocular systems, no difference in brightness or colour between the left and right optical system shall be visible.

4.3.5 The defocused illumination beam shall be homogeneous and achromatic as determined by visual inspection.

ISO 10943:2006

<https://standards.iteh.ai/catalog/standards/sist/4643b15b-a281-4bfb-b666-414919110000/iso-10943-2006>

4.4 Optical radiation hazard with indirect ophthalmoscopes

This clause replaces 10.4, 10.5, 10.6 and 10.7 of IEC 60601-1:2005.

Light hazard protection requirements and test methods are given in ISO 15004-2:—. The applicable clauses of ISO 15004-2:— for indirect ophthalmoscopes are as follows:

- a) classified in accordance with ISO 15004-2:—, Clause 4;
- b) for Group 1 indirect ophthalmoscopes:
 - 1) applicable clauses of ISO 15004-2:— are 5.1, 5.2, 5.4.1, 6.1, 6.2 and 6.4;
 - 2) if status is determined to be Group 1, there are no further requirements;
 - 3) if status is determined not to be Group 1, the additional requirements given in c) are applicable;
- c) for Group 2 indirect ophthalmoscopes:
 - 1) applicable clauses of ISO 15004-2:— are 5.5.1, 6.3, 6.4, 6.5 and Clause 7, and
 - 2) additionally 5.3 of ISO 15004-2:— for instruments with variable light intensity.

5 Test methods: Optical, mechanical and functional requirements

5.1 All tests described in this International Standard are type tests.

5.2 The requirements specified in 4.2, 4.3.1, 4.3.3 and 4.3.4 shall be verified by use of measuring devices with accuracy better than 10 % of the smallest value to be determined.

Measurements shall be carried out according to general rules of statistical evaluation.

5.3 The requirements described in 4.3.2 and 4.3.5 shall be checked by observation.

6 Accompanying documents

The indirect ophthalmoscope shall be accompanied by documents containing instructions for use. In particular this information shall contain:

- a) name and address of the manufacturer;
- b) if appropriate, a statement the indirect ophthalmoscope in its original packaging conforms to the transport conditions as specified in ISO 15004-1;
- c) any additional documents as specified in 7.9 of IEC 60601-1:2005;
- d) a reference to this International Standard (ISO 10943:2006), if the manufacturer or supplier claims compliance with it.

ITEH STANDARD PREVIEW
(standards.iteh.ai)

7 Marking

ISO 10943:2006

The indirect ophthalmoscope shall be permanently marked with at least the following information:

<https://standards.iteh.ai/catalog/standards/sist/4643b15b-a281-4bfb-b666-b494f16099ec/iso-10943-2006>

- a) name of manufacturer or supplier;
- b) name and model of indirect ophthalmoscope;
- c) marking as required by IEC 60601-1.

iTeh STANDARD PREVIEW
(standards.iteh.ai)

ISO 10943:2006

<https://standards.iteh.ai/catalog/standards/sist/4643b15b-a281-4bfb-b666-b494f16099ec/iso-10943-2006>