



SLOVENSKI STANDARD
kSIST-TS FprCEN/TS 15448:2014
01-februar-2014

Poštnе storitve - Odprti standardni vmesnik med obdelovalnikom slike in napravami za obogatitev (optično prepoznavanje znakov (OCR), sistemi za videokodiranje, glasovalni sistemi)

Postal services - Open standard interface between image controller and enrichment devices (OCRs, video coding systems, voting systems)

Postalische Dienstleistungen - Offene Normschnittstelle zwischen Bildbearbeitung und Anreicherungsgeräten (OCR, Videocodierungssystem, Abstimmungssysteme)

[SIST-TS CEN/TS 15448:2015](https://standards.iteh.ai/catalog/standards/sist/009c1f49-5f1c-4268-a364-277cfd519758/sist-ts-cen-ts-15448-2015)

<https://standards.iteh.ai/catalog/standards/sist/009c1f49-5f1c-4268-a364-277cfd519758/sist-ts-cen-ts-15448-2015>

Ta slovenski standard je istoveten z: FprCEN/TS 15448

ICS:

03.240	Poštnе storitve	Postal services
35.240.60	Uporabniške rešitve IT v transportu in trgovini	IT applications in transport and trade

kSIST-TS FprCEN/TS 15448:2014 **en**

TECHNICAL SPECIFICATION
SPÉCIFICATION TECHNIQUE
TECHNISCHE SPEZIFIKATION

FINAL DRAFT
FprCEN/TS 15448

November 2013

ICS 03.240; 35.240.60

Will supersede CEN/TS 15448:2006

English Version

**Postal services - Open standard interface between image
controller and enrichment devices (OCRs, video coding systems,
voting systems)**

Postalische Dienstleistungen - Offene Normschnittstelle
zwischen Bildbearbeitung und Anreicherungsgeräten (OCR,
Videocodierungssysteme, Abstimmungssysteme)

This draft Technical Specification is submitted to CEN members for formal vote. It has been drawn up by the Technical Committee CEN/TC 331.

CEN members are the national standards bodies of Austria, Belgium, Bulgaria, Croatia, Cyprus, Czech Republic, Denmark, Estonia, Finland, Former Yugoslav Republic of Macedonia, France, Germany, Greece, Hungary, Iceland, Ireland, Italy, Latvia, Lithuania, Luxembourg, Malta, Netherlands, Norway, Poland, Portugal, Romania, Slovakia, Slovenia, Spain, Sweden, Switzerland, Turkey and United Kingdom.

Recipients of this draft are invited to submit, with their comments, notification of any relevant patent rights of which they are aware and to provide supporting documentation.

Warning : This document is not a Technical Specification. It is distributed for review and comments. It is subject to change without notice and shall not be referred to as a Technical Specification.

<https://standards.iteh.ai/catalog/standards/sist/009c1f49-5f1c-4268-a364-277efd519758/sist-ts-cen-ts-15448-2015>



EUROPEAN COMMITTEE FOR STANDARDIZATION
COMITÉ EUROPÉEN DE NORMALISATION
EUROPÄISCHES KOMITEE FÜR NORMUNG

CEN-CENELEC Management Centre: Avenue Marnix 17, B-1000 Brussels

Contents		Page
Foreword.....		4
Introduction.....		5
1 Scope		6
2 Normative references		10
3 Terms and definitions		10
4 Symbols and abbreviations		12
5 The Use Case Model (UCM)		13
5.1 General.....		13
5.2 Overall Description.....		13
5.2.1 General.....		13
5.2.2 Use-Case Model Survey		13
5.2.3 Assumptions and Dependencies		17
5.3 Specific Requirements		24
5.3.1 Use-Case Reports		24
5.3.2 Supplementary Requirements.....		48
5.3.3 Rejections.....		48
6 Interface Design Description IDD.....		49
6.1 Purpose.....		49
6.2 Scope of IDD		50
6.3 Prerequisites		51
6.4 Overview		51
6.5 Section A – TIFF Definition		51
6.5.1 Tiff Usage.....		51
6.6 Section B – Mailpiece Data Definition		57
6.6.1 Requirements.....		57
6.6.2 Model Commitments		61
6.6.3 Domain Data Model & Types		62
7 System Design Description (SDD) – Common Part		135
7.1 Purpose.....		135
7.2 Overview		135
7.3 Architectural Goals and Constraints		136
7.3.1 General.....		136
7.3.2 Client Server Model		136
7.3.3 Client / Servant Relationships.....		136
7.3.4 Server Selection.....		139
7.4 Service Model.....		140
7.4.1 Overview		140
7.4.2 Exception Handling		142
7.4.3 Logical link between IC and ED services		142
7.4.4 Interface: IEnrichmentDevice		142
7.4.5 Interface: IImageController		146
7.4.6 Data definition.....		150
7.5 Behavioural Model.....		150
8 System Design Description (SDD) – Middleware dependent parts		151
8.1 SDD TCP/IP Implementation.....		151
8.1.1 Communication layer		151
8.1.2 Server selection		152

8.1.3	Message definition	152
8.1.4	Behavioural Model.....	154
8.2	SDD CORBA Implementation	171
8.2.1	General	171
8.2.2	Server Selection	171
8.2.3	Exception Handling	173
8.2.4	ORB Implementation	173
8.2.5	Interface Definition	173
8.2.6	Behavioural Model.....	176
8.3	SDD SOAP Implementation	206
Annex A	(informative) Introduction to XML.....	207
A.1	Introduction to XML.....	207
A.1.1	General	207
A.1.2	XML Document Structure	207
A.1.3	Introduction to XML Schema.....	208
A.2	XML Schemas	210
A.2.1	Domain Instance Types	210
A.2.2	Base Types.....	216
A.2.3	Generic Types.....	225
A.2.4	Primitives	227
A.2.5	Example of a Customer specific Schema Definition	232
A.3	The XML Instance Document	235
A.3.1	Type Assignment in the Instance Document	235
A.3.2	Examples.....	235
	Bibliography.....	246

(standards.iteh.ai)

SIST-TS CEN/TS 15448:2015

<https://standards.iteh.ai/catalog/standards/sist/009c1f49-5f1c-4268-a364-277cfd519758/sist-ts-cen-ts-15448-2015>

FprCEN/TS 15448:2013 (E)

Foreword

This document (FprCEN/TS 15448:2013) has been prepared by Technical Committee CEN/TC 331 "Postal Services", the secretariat of which is held by NEN in collaboration with UPU.

This document is currently submitted to the Formal Vote.

This document will supersede CEN/TS 15448:2006.

NOTE This document has been prepared by experts coming from CEN/TC 331 and UPU, under the frame of the Memorandum of Understanding between UPU and CEN.

iTeh STANDARD PREVIEW
(standards.iteh.ai)

SIST-TS CEN/TS 15448:2015

<https://standards.iteh.ai/catalog/standards/sist/009c1f49-5f1c-4268-a364-277cfd519758/sist-ts-cen-ts-15448-2015>

Introduction

There is a growing demand on the postal operators to combine parts of their sorting automation equipment from different suppliers to optimize performance. In the past this has led to project specific interfaces being negotiated between one postal operator and one or multiple suppliers. These project-specific interfaces were developed by the suppliers and maintained for an agreed period of time. This approach has several disadvantages:

- The interface is derived from an interface that was not intended to be open.
- The interface is developed for a single project and works only in the context of that project (extra costs).
- Each participating supplier has to implement the interface (multiple effort).
- Experience shows that integration of components with project-specific interfaces is complex and expensive.
- Project-specific interfaces are not integrated into the product line and once the initially agreed maintenance period is over it may be difficult and expensive to maintain and/or may hinder the adoption of equipment upgrades.

This has led to “open interfaces” defined by one supplier. These still have the disadvantage of being in product use by only one supplier.

Within a group of postal operators and suppliers it was decided to develop a set of “open standard interfaces” which will be developed by the suppliers and referred to by the postal operators. The benefits of these interfaces are expected to be that they:

- are fixed in an international standard (with change control);
- are agreed and implemented by major suppliers;
- are agreed by customers and therefore used in calls for tenders;
- will result in net savings with the high initial development effort and consequent higher basic equipment prices being more than offset by reduced project development, integration and maintenance costs;
- will minimize the need for project integration effort by reducing implementation timescales;
- will increase competition between suppliers by stimulating product improvements;

This document covers the interface between an image controller and so called enrichment devices (OCR, Video Coding System or Voting System).

The communication partners of this interface will be called Image Controller (IC) on the one side and Enrichment Device (ED) on the other side.

Other work items (subject to agreement of CEN/TC331 and the UPU Standards Board) will be defined to cover other areas as and when the need is identified and the resources for development become available. A separate project group for each interface will undertake the work.

FprCEN/TS 15448:2013 (E)

1 Scope

The purpose of this Technical Specification is to define the requirements of the OCR/VCS Standard interface and to convey these requirements in context to the reader.

This document is arranged under 4 main clauses as described in Figure 1:

- UCM (Use Case Model) describes the use cases for the IC/ED Interface using sequence diagrams with messages.
- IDD (Interface Design Description) defines the data model for the IC/ED interface.
- SDD (System Design Description) defines the mandatory specification of the IC/ED interface in terms of architecture, services and behavioural models. In the Common Part of this clause no middleware or transport layer is specified. The common part of this clause is intended to be middleware-independent.
- SDD-TCP/IP, SDD-CORBA, in these specialized clauses. The specifications for 2 compatible transport solutions TCP/IP, CORBA are provided. Further middleware solutions (such as SOAP) can be added when available, provided that they are fully compatible with the Common Part.

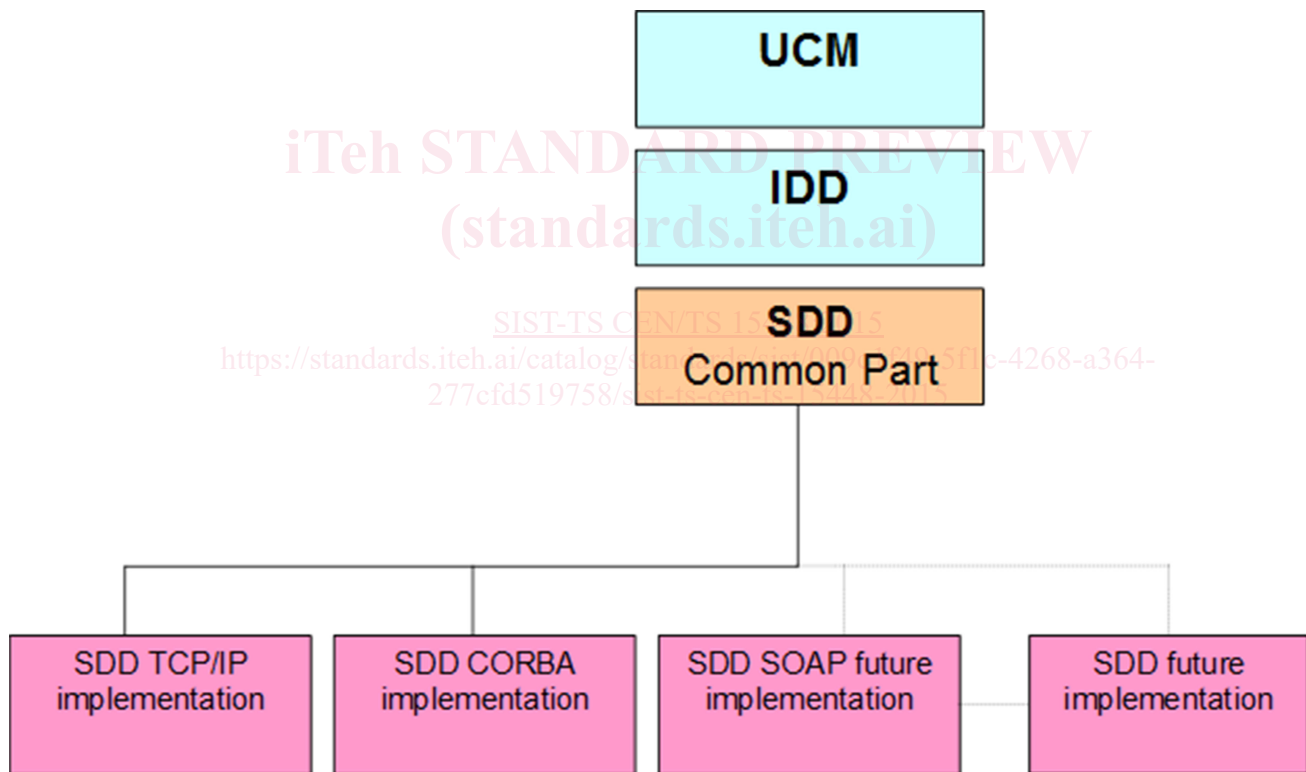


Figure 1 — IC/ED Interface Document Structure

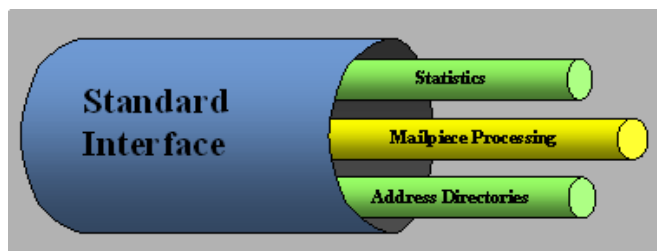


Figure 2 — Interface environment of an Enrichment Device

As shown on Figure 2, there are many interfaces from an Enrichment Device to the rest of the system. This document is only concerned with the **Mailpiece Processing** part of the complete Standard Interface.

The mailpiece processing is concerned with the passing of a mailpiece to an Enrichment Device for processing.

iTeh STANDARD PREVIEW
(standards.iteh.ai)

[SIST-TS CEN/TS 15448:2015](https://standards.iteh.ai/catalog/standards/sist/009c1f49-5f1c-4268-a364-277cfd519758/sist-ts-cen-ts-15448-2015)

<https://standards.iteh.ai/catalog/standards/sist/009c1f49-5f1c-4268-a364-277cfd519758/sist-ts-cen-ts-15448-2015>

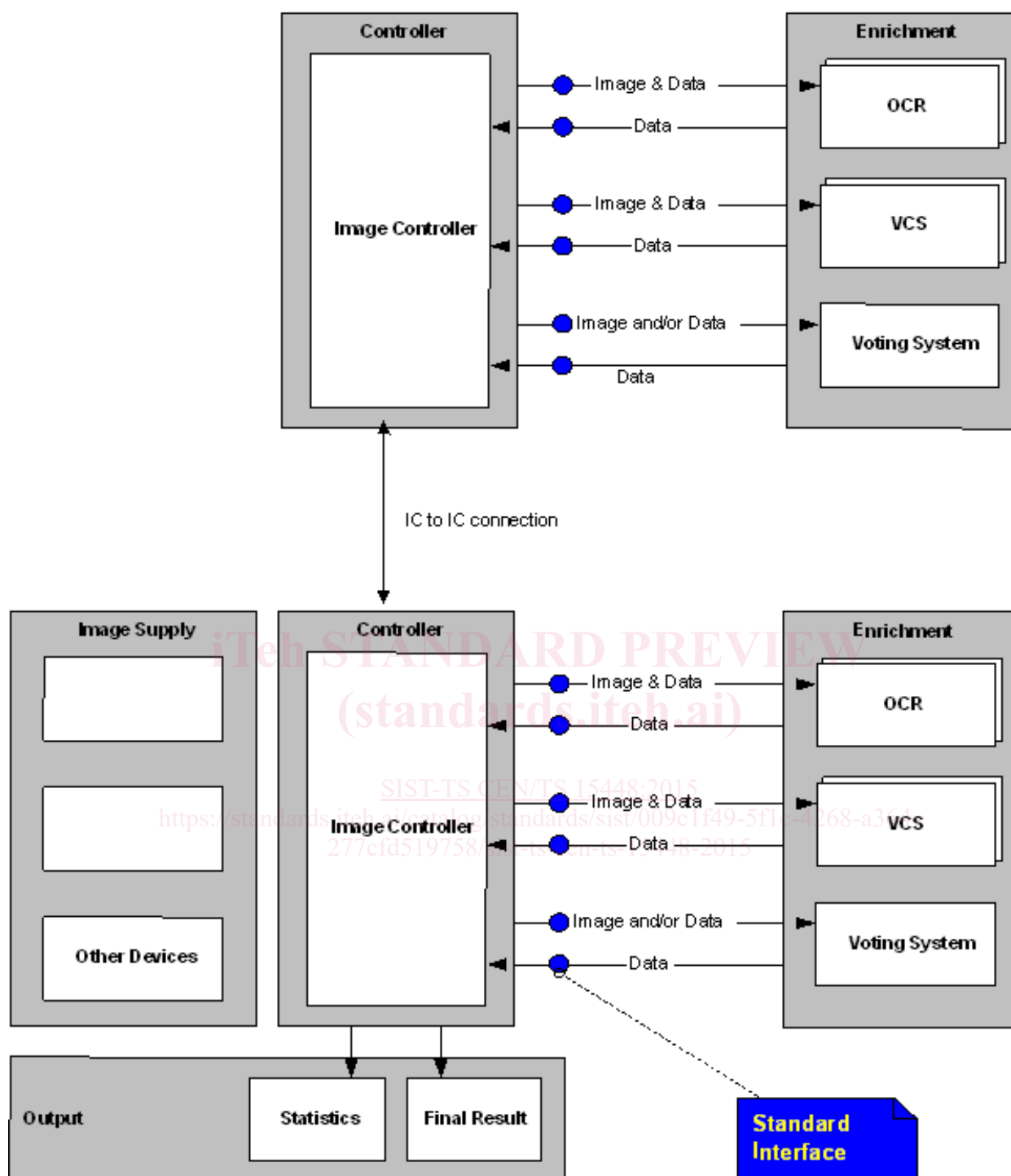


Figure 3 — System model

Figure 3 depicts the system model of an Enrichment Device. As visible on the figure, an Enrichment Device is one of:

- **an OCR:**

a single or a pool of automatic recognition and interpretation engines, which are capable of retrieving information from an image of a mailpiece without human intervention;

- **a VCS:**

a single or a pool of video coding desks, which produce results from images of mailpieces; all tasks related to the management of the coders and the coding desks are encapsulated within the VCS system, or are accessible via interfaces which are outside the scope of the interface described within this document;

- **a Voter:**

a system which can determine the most appropriate result for a mailpiece using data and/or an image of a mailpiece; typically, a voter determines the most appropriate result from two or more results.

This document therefore covers the **Mailpiece Processing** interface between the **Image Controller** and the **Enrichment Devices**.

The document describes the requirements in the case of **real-time enrichment**: operational mode of an Enrichment Device, where the ED replies within the specified expiration time to the IC; the IC has to keep track of all mailpieces waiting for a reply from an ED. The ED does not keep persistence of mailpieces outside a channel connection with the IC. The ED has to have the processing power available to enrich a mailpiece. There is one and only one response for a mailpiece.

A later version of the document shall describe the case of **deferred enrichment**: operational mode of an Enrichment Device, where the ED may pre-request mailpieces from the IC. The ED has to keep persistence of the mailpiece to enrich it later and keep the result available for a result request from the IC. There is no response expected by IC from the ED.

The interface between Image Controller and Image Controller is NOT part of this document.

Furthermore, there may be many IC connected to many ED's, as shown in the following object model:

[SIST-TS CEN/TS 15448:2015](https://standards.iteh.ai/catalog/standards/sist/009c1f49-5f1c-4268-a364-277efd519758/sist-ts-cen-ts-15448-2015)

<https://standards.iteh.ai/catalog/standards/sist/009c1f49-5f1c-4268-a364-277efd519758/sist-ts-cen-ts-15448-2015>

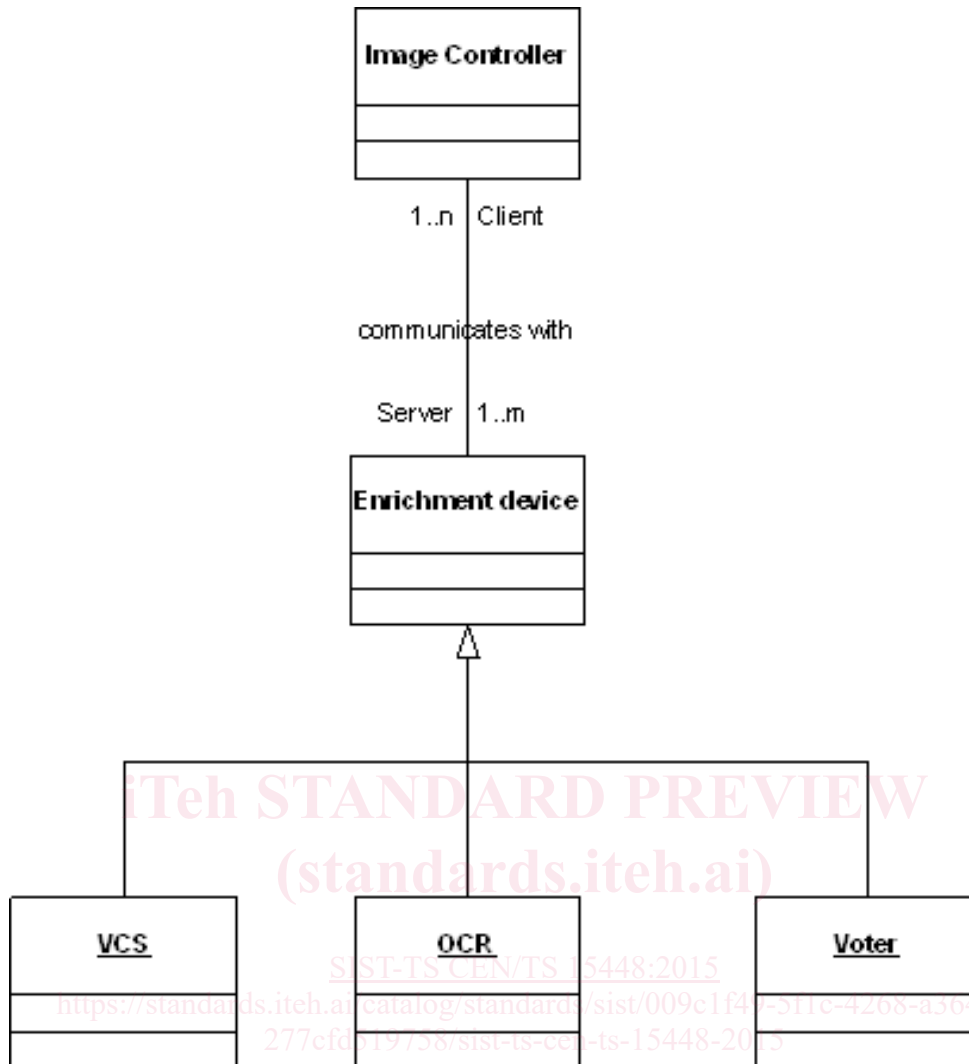


Figure 4 — Communication relationship between IC and ED

The submission strategy in case of one IC connected to many ED's is not part of the interface. It is for optimizing the mail flow in case of identical ED's, or for defining the order in which different ED's are activated (cascaded versus parallel submission).

The submission strategy of the IC shall be part of the specification and certification of the IC, which is not part of this document.

2 Normative references

Not applicable.

3 Terms and definitions

For the purposes of this document, the following terms and definitions apply.

3.1

actor

coherent set of roles those users of use cases play when interacting with these use cases.

Note 1 to entry: An actor has one role for each use case with which it communicates. See [UML].

3.2**attributes**

non-image information related to a mailpiece

3.3**coding desk**

computer or terminal equipped with a software to display images of mailpieces, and designed for a human operator (video coder) to enter information about the mailpiece

3.4**component**

software unit with a defined interface; might contain other components

3.5**data element**

simple data type

3.6**data object**

assembly of elements [1..*] and/or other data objects; recursive type

3.7**enrichment**

process of generating new information about a mailpiece

Note 1 to entry: Any information about the mailpiece may be used in this process, such as the image, image information or result data. However, the use of an image is not compulsory.

3.8**enrichment device**

ED

system designed to enrich information about mailpieces

3.9**flow control**

principle of sending images of mailpieces from an IC to an ED: either on request of the ED ("request" mode), or at a pace defined by the IC, with emission suspended/resumed on request by the ED

3.10**image**

data acquired by the Image Supply and stored as part of the mailpiece

3.11**image controller**

IC

system designed to handle the flow of images and data issued by the Image Supplies and sent to the Enrichment Devices

Note 1 to entry: The Image Controller also controls the results from image enrichment.

3.12**infrastructure data**

basic information, such as identification references which an Image Controller and Enrichment Device require in order to communicate effectively

EXAMPLE Letter ID, Submission ID.

FprCEN/TS 15448:2013 (E)**3.13****mail object**

letter, Flat, Parcel, Postcard etc.

3.14**mailpiece**

information stored about a single physical mail item (letter, flat or parcel) in an IC

3.15**mailpiece data**

information which describes attributes of the physical mailpiece which is used to aid and is a product of enrichment

EXAMPLE Mailpiece width & height, indicia information, address location, city name, sort code, etc.

3.16**offline**

operational mode of a sorting machine, in which some processing of mail is done after the mail has been conveyed in the machine; there is a need for printing an ID-tag, to identify the mail for which a 2nd sorting pass is required

3.17**online**

operational mode of a sorting machine, implying all the processing of mail is done while the mail is conveyed in the machine; there is no need for printing an ID-tag

3.18**permanent Error**

fatal error as indicated by the middleware or application layer.

Note 1 to entry: A non-fatal error may be considered to be a permanent error after repeated remedial handling.

3.19**result**

outcome of enrichment

3.20**street**

street keying (street name and/or house number in street)

3.21**system**

components and relationships between these (interfaces, communication)

3.22**voter**

system which can determine the most appropriate result for a mailpiece using data and/or an image of a mailpiece

4 Symbols and abbreviations

ED: Enrichment Device

GUI: Graphical User Interface

IC: Image Controller

ID: Identifier

IDD:	Interface Design Description
OCR:	Optical Character Recognition
PC:	Post code
PM:	Project Manager
ROI:	Region Of Interest
SDD:	System Design Description
UCM:	Use Case Model
VCS:	Video Coding System
W3C:	World Wide Web Consortium
XML:	eXtensible Markup Language
CORBA:	Common Object Request Broker
TCP/IP:	Transmission Control Protocol/Internet Protocol
SOAP:	Simple Object Access Protocol

5 The Use Case Model (UCM)

5.1 General

The **Use Case Model** (UCM) defines the requirements of the CEN OCR/VCS Standard interface. The document utilizes UML use cases and other modelling techniques as well as textual information to convey the requirements.

This clause contains the following sections:

- **Overall Description:**
the use case model for the installation is described;
- **Specific Requirements:**
the use cases are described in detail including all supplementary requirements.

5.2 Overall Description

5.2.1 General

Unified Modelling Language has been used to describe the use case model. Details of UML can be found in [UML_OES], [UML_ALH] and [UML].

5.2.2 Use-Case Model Survey

5.2.2.1 General

The Use Case Model is separated into two groups of use cases: those which are relevant for the connection to an Enrichment Device system, and those which are relevant for managing and using a channel.