

---

---

**Information technology — Magnetic  
stripes on savingsbooks**

*Technologies de l'information — Zone magnétique des livrets d'épargne*

**iTeh STANDARD PREVIEW**  
**(standards.iteh.ai)**

[ISO/IEC 8484:2007](https://standards.iteh.ai/catalog/standards/sist/dc8f7598-fc0f-458a-bc01-56b506701c15/iso-iec-8484-2007)

<https://standards.iteh.ai/catalog/standards/sist/dc8f7598-fc0f-458a-bc01-56b506701c15/iso-iec-8484-2007>

**PDF disclaimer**

This PDF file may contain embedded typefaces. In accordance with Adobe's licensing policy, this file may be printed or viewed but shall not be edited unless the typefaces which are embedded are licensed to and installed on the computer performing the editing. In downloading this file, parties accept therein the responsibility of not infringing Adobe's licensing policy. The ISO Central Secretariat accepts no liability in this area.

Adobe is a trademark of Adobe Systems Incorporated.

Details of the software products used to create this PDF file can be found in the General Info relative to the file; the PDF-creation parameters were optimized for printing. Every care has been taken to ensure that the file is suitable for use by ISO member bodies. In the unlikely event that a problem relating to it is found, please inform the Central Secretariat at the address given below.

**iTeh STANDARD PREVIEW**  
**(standards.iteh.ai)**

[ISO/IEC 8484:2007](#)

<https://standards.iteh.ai/catalog/standards/sist/dc8f7598-fc0f-458a-bc01-56b506701c15/iso-iec-8484-2007>



**COPYRIGHT PROTECTED DOCUMENT**

© ISO/IEC 2007

All rights reserved. Unless otherwise specified, no part of this publication may be reproduced or utilized in any form or by any means, electronic or mechanical, including photocopying and microfilm, without permission in writing from either ISO at the address below or ISO's member body in the country of the requester.

ISO copyright office  
Case postale 56 • CH-1211 Geneva 20  
Tel. + 41 22 749 01 11  
Fax + 41 22 749 09 47  
E-mail [copyright@iso.org](mailto:copyright@iso.org)  
Web [www.iso.org](http://www.iso.org)

Published in Switzerland

# Contents

Page

Foreword.....	iv
<b>1 Scope .....</b>	<b>1</b>
<b>2 Conformance .....</b>	<b>1</b>
<b>3 Normative references .....</b>	<b>1</b>
<b>4 Terms and definitions.....</b>	<b>2</b>
<b>5 Physical characteristics of the savingsbook cover .....</b>	<b>3</b>
5.1 Magnetic stripe area warpage .....	4
5.2 Surface distortions .....	4
5.3 Stiffness .....	4
5.4 Materials .....	5
<b>6 Physical characteristics of the magnetic stripe .....</b>	<b>5</b>
6.1 Location .....	5
6.2 Surface profile of the magnetic stripe area.....	6
6.3 Height of the magnetic stripe area.....	6
6.4 Surface roughness .....	6
6.5 Adhesion of stripe to savingsbook.....	6
6.6 Resistance to environment.....	6
<b>7 Performance characteristics for the magnetic material .....</b>	<b>6</b>
7.1 General.....	6
7.2 Testing and operating environment.....	7
7.3 Signal amplitude requirements for magnetic media.....	7
<b>8 Encoding technique.....</b>	<b>8</b>
<b>9 Encoding specification.....</b>	<b>9</b>
9.1 Angle of recording.....	9
9.2 Nominal bit density.....	10
9.3 Signal amplitude requirements for track.....	10
9.4 Bit configuration .....	10
9.5 Direction of recording .....	10
9.6 Leading and trailing zeroes .....	10
9.7 Average bit density.....	11
9.8 Flux transition spacing variation .....	11
9.9 Coded character set .....	12
9.10 Maximum number of characters .....	13
9.11 Re-recording.....	13
<b>10 Error detection .....</b>	<b>13</b>
10.1 Parity .....	13
10.2 Longitudinal redundancy check (LRC).....	13
<b>11 Location of encoded track .....</b>	<b>14</b>
<b>Annex A (normative) Optional high coercivity magnetic stripe .....</b>	<b>15</b>

## Foreword

ISO (the International Organization for Standardization) and IEC (the International Electrotechnical Commission) form the specialized system for worldwide standardization. National bodies that are members of ISO or IEC participate in the development of International Standards through technical committees established by the respective organization to deal with particular fields of technical activity. ISO and IEC technical committees collaborate in fields of mutual interest. Other international organizations, governmental and non-governmental, in liaison with ISO and IEC, also take part in the work. In the field of information technology, ISO and IEC have established a joint technical committee, ISO/IEC JTC 1.

International Standards are drafted in accordance with the rules given in the ISO/IEC Directives, Part 2.

The main task of the joint technical committee is to prepare International Standards. Draft International Standards adopted by the joint technical committee are circulated to national bodies for voting. Publication as an International Standard requires approval by at least 75 % of the national bodies casting a vote.

Attention is drawn to the possibility that some of the elements of this document may be the subject of patent rights. ISO and IEC shall not be held responsible for identifying any or all such patent rights.

ISO/IEC 8484 was prepared by Joint Technical Committee ISO/IEC JTC 1, *Information technology*, Subcommittee SC 17, *Cards and personal identification*.

This first edition of ISO/IEC 8484 cancels and replaces ISO 8484:1987, which has been technically revised. The user is encouraged to review this edition for revisions and updates. Most of the magnetic characteristics are based on ISO/IEC 7811-2, *Identification cards — Recording technique — Part 2: Magnetic stripe — Low coercivity*. Because savingsbooks are generally paper-based documents, some criteria and test methods have been taken from ISO/IEC 15457-2, *Identification cards — Thin flexible cards — Part 2: Magnetic recording techniques*. The major changes from the first edition are as follows.

- Wherever possible, the terms and definitions, criteria and test methods have been taken from ISO/IEC 7811-2.
- The reference material has changed from SRM 3200 to RM 7811/2.
- Signal amplitude requirements have been expanded (based on ISO/IEC 7811-2).
- This International Standard has changed from ISO to ISO/IEC.
- Classifications for unused and returned savingsbooks have been added.
- More complete flux transition spacing variation requirements have been added (based on ISO/IEC 7811-2).
- Magnetic stripe area surface profile and warpage requirements have been added.
- An optional high coercivity magnetic stripe has been added, based on ISO/IEC 7811-6 and RM 7811/6.

Notes in this International Standard are only used for giving additional information intended to assist in the understanding or use of the International Standard and do not contain provisions or requirements to which it is necessary to conform in order to be able to claim compliance with this International Standard.

NOTE Numbers for signal amplitude and flux transition spacing variation are taken from ISO/IEC 7811-2 and ISO/IEC 15457-2 and are based on testing performed on sample passbooks at two test facilities.

# Information technology — Magnetic stripes on savingsbooks

## 1 Scope

This International Standard specifies the characteristics and location of a magnetic stripe on a savingsbook as defined in Clause 4 and the use of such savingsbooks for international interchange. Compatibility with international interchange systems is provided through the requirements of this International Standard, enabling a savingsbook with a magnetic stripe to be read and possibly encoded in a device that is compatible with reading identification cards used in international interchange.

This International Standard specifies requirements for a magnetic stripe (including any protective overlay) on a savingsbook, the encoding technique and coded character sets. It also specifies the characteristics of the savingsbook cover such as stiffness, minimum size, surface irregularities, roughness and interaction between the cover material and the magnetic stripe. It takes into consideration both human and machine aspects and states minimum requirements.

Coercivity influences many of the quantities specified in this International Standard but is not itself specified. Exposure of the savingsbook to a magnetic field is likely to destroy the recorded data.

This International Standard defines performance criteria for savingsbooks. No consideration is given within this International Standard to the amount of use, if any, experienced by the savingsbook prior to test. Failure to conform to specified criteria should be negotiated between the involved parties.

ISO/IEC 10373-2 specifies the test procedures used to check savingsbooks against the parameters specified in this International Standard. References in the test method to cards shall refer to savingsbooks.

NOTE 1 Numeric values in the SI and/or Imperial measurement system in this International Standard may have been rounded off and therefore are consistent with, but not exactly equal to, each other. Either system may be used, but the two should not be intermixed or reconverted. The original design was made using the Imperial measurement system.

NOTE 2 National systems may use different specifications, such as DIN, as well as proprietary specifications for closed systems.

## 2 Conformance

A savingsbook is in conformance with this International Standard if it meets all mandatory requirements specified herein. Default values apply if no others are specified.

## 3 Normative references

The following referenced documents are indispensable for the application of this document. For dated references, only the edition cited applies. For undated references, the latest edition of the referenced document (including any amendments) applies.

ISO 2493, *Paper and board — Determination of resistance to bending*

ISO 4287, *Geometrical Product Specifications (GPS) — Surface texture: Profile method — Terms, definitions and surface texture parameters*

ISO/IEC 10373-2, *Identification cards — Test methods — Part 2: Cards with magnetic stripes*

## 4 Terms and definitions

For the purposes of this document, the following terms and definitions apply.

**4.1 primary standard**  
set of reference cards established and maintained by Physikalisch-Technische Bundesanstalt (PTB) that represent the values of  $U_R$  and  $I_R$  designated RM 7811/2

**4.2 secondary standard**  
reference card designated RM 7811/2 that is related to the primary standard as stated in the calibration certificate supplied with each card

NOTE Secondary standards can be ordered from Physikalisch-Technische Bundesanstalt (PTB), AG 2.52 - Bundesallee 100, D-38116 Braunschweig, Germany. The source of secondary standards will be maintained at least until 2008.

**4.3 unused unencoded savingsbook**  
savingsbook possessing all the components required for its intended purpose, which has not been subjected to any personalization or testing operation and which has been stored in a clean environment with no more than a 48 h exposure to daylight at temperatures between 5 °C and 30 °C and a humidity between 10 % and 90 % without experiencing thermal shock

**4.4 unused encoded savingsbook**  
unused unencoded savingsbook (4.3) that has only been encoded with all the data required for its intended purpose (e.g. magnetic encoding, electronic encoding)

**4.5 returned savingsbook**  
unused encoded savingsbook (4.4) after it has been issued to the savingsbook holder and returned for the purpose of testing

**4.6 flux transition**  
location of the greatest rate of change with distance of the magnetisation

**4.7 reference current**  
 $I_R$   
minimum recorded current amplitude under the given test conditions that causes, on the reference card, a readback signal amplitude equal to 80 % of the reference signal amplitude,  $U_R$ , at a density of 8 flux transitions per millimetre (200 flux transitions per inch) as shown in Figure 6

**4.8 reference flux level**  
 $F_R$   
flux level in the test head that corresponds to the reference current,  $I_R$

**4.9 test recording currents**  
two recording currents defined by

$$\begin{aligned} I_{\min} &= \text{recording current corresponding to } 3,5 F_R \\ I_{\max} &= \text{recording current corresponding to } 5,0 F_R \end{aligned}$$

**4.10****individual signal amplitude** $U_i$ 

base-to-peak amplitude of a single readback voltage signal

**4.11****average signal amplitude** $U_A$ sum of the absolute value of the amplitude of each signal peak,  $U_i$ , divided by the number of signal peaks,  $n$ , for a given track over the length of the magnetic stripe area**4.12****reference signal amplitude** $U_R$ 

maximum value of the average signal amplitude of a reference card corrected to the primary standard

**4.13****physical recording density**

number of flux transitions per unit length recorded on a track

**4.14****bit density**

number of data bits stored per unit of length (bits/mm or bpi)

**4.15****bit cell**

distance between two clocking flux transitions

**4.16****subinterval**

distance that is nominally half of the distance between two clocking flux transitions

**4.17****savingsbook**

bound and folded document comprising at least a front and back cover, usually made of paper-based materials, for identifying its holder and issuer, and which may carry data required as input for the intended use for transactions based thereon

**4.18****normal use**

use as a savingsbook (4.17), involving equipment processes appropriate to the savingsbook technology and storage as a personal document between equipment processes

**5 Physical characteristics of the savingsbook cover**

Before testing is carried out, the savingsbook shall be stored for a minimum of 24 h in an environment with a temperature of  $23\text{ °C} \pm 2\text{ °C}$  and relative humidity of  $(50 \pm 10)\%$ . Testing shall be carried out in the same environment, or as specified in ISO/IEC 10373-2. Unused encoded savingsbooks shall conform to the following characteristics.

A savingsbook with magnetic stripe shall remain usable under the following conditions:

temperature	5 °C to 40 °C
relative humidity	20 % to 80 % non-condensing
maximum wet bulb temperature	25 °C

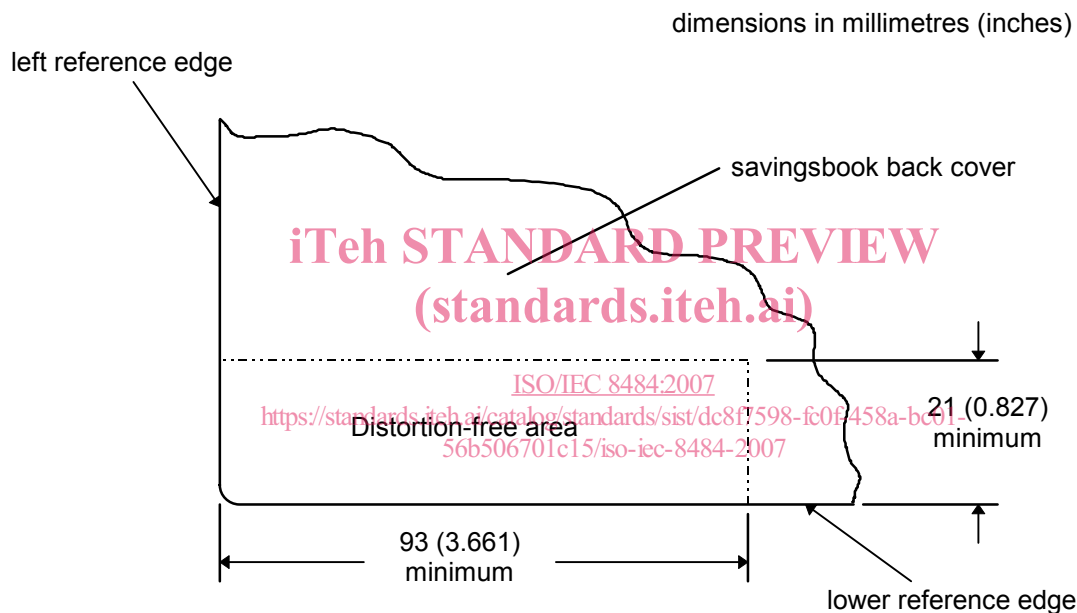
**WARNING** — The attention of savingsbook issuers is drawn to the fact that information held on the magnetic stripe may be rendered ineffective through contamination by contact with dirt and certain commonly used chemicals including plasticizers. It should also be noted that any printing or screening placed on top of the magnetic stripe must not impair the function of the magnetic stripe.

**5.1 Magnetic stripe area warpage**

Application of a 2,2 N (0.5 lbf) load evenly distributed on the front face opposite the magnetic stripe shall bring the entire stripe within 0,08 mm (0.003 in) of the rigid plate.

**5.2 Surface distortions**

There shall be no surface distortions, irregularities or raised areas on both sides of the savingsbook back cover in the area shown in Figure 1 that might interfere with the contact between the magnetic head and magnetic stripe.



**Figure 1 — Distortion-free area on savingsbook with magnetic stripe**

Labels or other attachments located on the front or back of the savingsbook cover shall be outside of the distortion-free area.

**NOTE** Raised areas and distortions on other areas of the savingsbook may cause savingsbook transport problems with magnetic stripe processing equipment resulting in reading or writing errors.

**5.3 Stiffness**

The bending moment shall be greater than or equal to 0,032 N in the direction of the magnetic stripe (parallel to the lower reference edge) according to the bending moment method specified in ISO 2493.

**NOTE** The original test method was based on Tappi T489 os-76, which is now obsolete. According to this test method the arm is 50 mm long and the speed was 210 ± 20 degrees/minute. The requirement for the Tappi method was 0,0016 Nm which converts to 0,032 N = 1,6 Nmm / 0,05 m.



## 5.4 Materials

After the magnetic stripe has been placed on the savingsbook cover, there shall be no reaction between the cover materials (both front and back) and the magnetic stripe that could cause any malfunction of the magnetic stripe in normal use.

## 6 Physical characteristics of the magnetic stripe

### 6.1 Location

The magnetic stripe area shall be located on the outside of the savingsbook back cover as shown in Figure 2.

If the reader/encoder is integrated into a savingsbook printer, the magnetic stripe shall be parallel to the printhline. In applications where a separate reader/encoder is used, it is generally preferable to have the magnetic stripe parallel to the fold irrespective of the type of savingsbook used. See Figure 2.

dimensions in millimetres (inches)

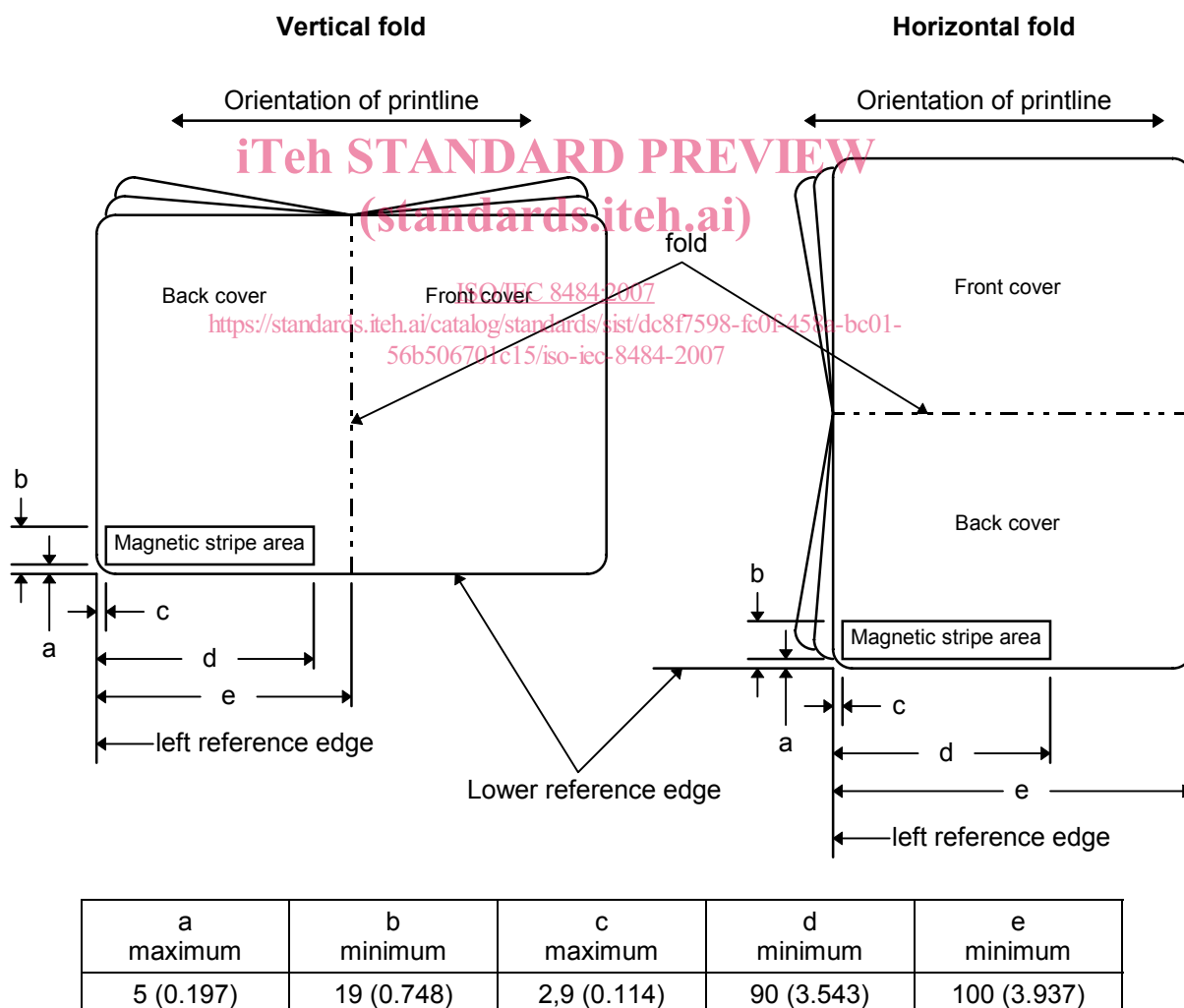


Figure 2 — Location of magnetic material for savingsbook

NOTE This area is based on the magnetic stripe area defined by ISO/IEC 7811-2 for tracks 1, 2, and 3.

**6.2 Surface profile of the magnetic stripe area**

The maximum vertical deviation ( $a$ ) of the transverse surface profile of the magnetic stripe area shall be less than or equal to  $8\ \mu\text{m}$  ( $315\ \mu\text{in}$ ). See Figure 3.

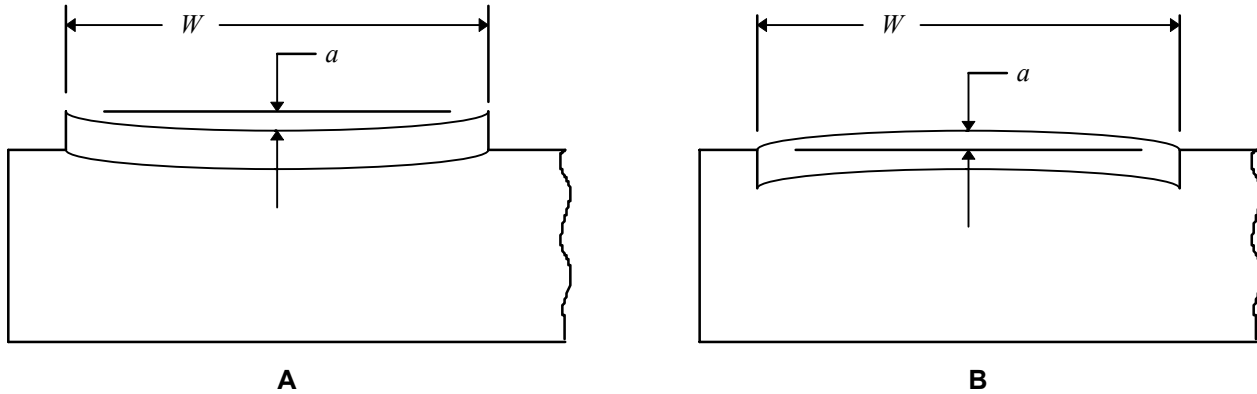


Figure 3 — Surface profile

**6.3 Height of the magnetic stripe area**

The vertical deviation ( $h$ ) of the magnetic stripe area relative to the adjacent surface of the savingsbook shall be less than  $0,102\ \text{mm}$  ( $4000\ \mu\text{in}$ ).

**6.4 Surface roughness**

The surface roughness,  $R_a$ , of the magnetic stripe area shall be less than or equal to  $1,4\ \mu\text{m}$  ( $55,2\ \mu\text{in}$ ) in both the longitudinal and transverse directions when measured according to ISO 4287.

**6.5 Adhesion of stripe to savingsbook**

The stripe shall not separate from the savingsbook under normal use.

**6.6 Resistance to environment**

The magnetic stripe shall resist deterioration from exposure to light and other environmental factors encountered in normal use.

**7 Performance characteristics for the magnetic material**

**7.1 General**

The purpose of this clause is to enable magnetic interchangeability between savingsbook and processing systems. Media coercivity is not specified. Media performance criteria, regardless of coercivity, are specified in 7.3.

This method uses a reference card whose material is traceable to the primary standard (see Clause 4). All signal amplitude results from the use of the secondary reference card must be corrected by the factor supplied with the secondary reference card.

## 7.2 Testing and operating environment

The testing environment for signal amplitude measurements is  $23\text{ °C} \pm 3\text{ °C}$  ( $73\text{ °F} \pm 5\text{ °F}$ ) and 40 % to 60 % relative humidity. When tested under otherwise identical conditions, the average signal amplitude measured at 8 ft/mm (200 fpi) shall not deviate from its value in the above test environment by more than 15 % after 5 min exposure over the following operating environment range:

temperature	$-35\text{ °C}$ to $50\text{ °C}$ ( $-31\text{ °F}$ to $122\text{ °F}$ )
relative humidity	5 % to 95 %

## 7.3 Signal amplitude requirements for magnetic media

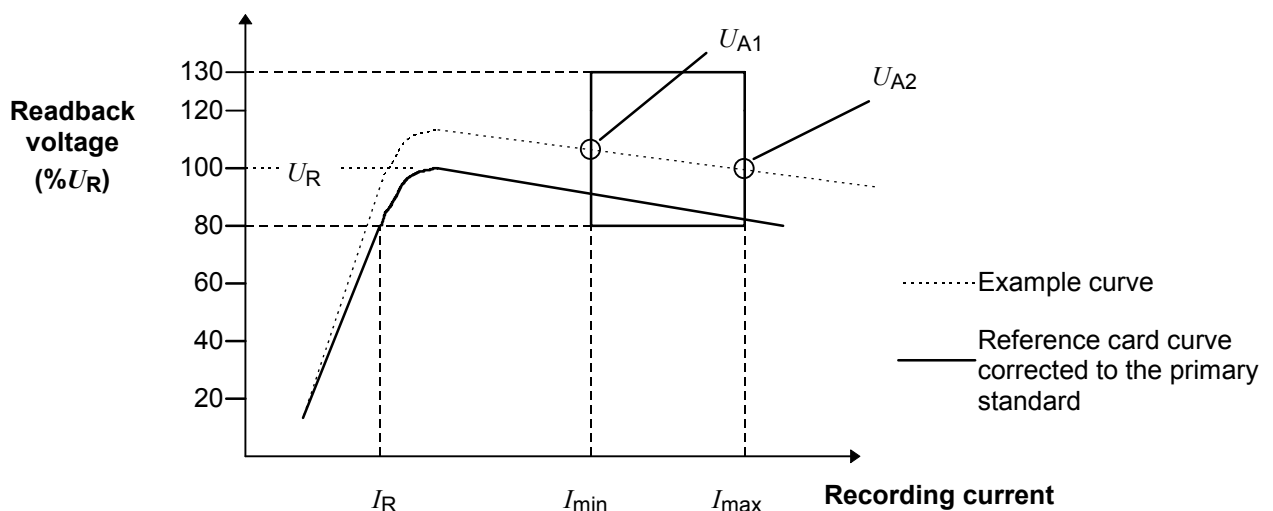
The requirements for recording characteristics of the savingsbook are shown in Table 1, and Figures 3 and 4.

**Table 1 — Signal amplitude requirements for unused unencoded savingsbooks**

Description	Density ft/mm (fpi)	Test recording current	Signal amplitude result	Requirement
Signal amplitude	8 (200)	$I_{\min}$	$U_{A1}$	$0,8 U_R \leq U_{A1} \leq 1,3 U_R$
Signal amplitude	8 (200)	$I_{\min}$	$U_{i1}$	$U_{i1} \leq 1,36 U_R$
Signal amplitude	8 (200)	$I_{\max}$	$U_{A2}$	$U_{A1} \geq U_{A2} \geq 0,8 U_R$
Signal amplitude	20 (500)	$I_{\max}$	$U_{i2}$	$U_{i2} \geq 0,65 U_R$
Resolution	20 (500)	$I_{\max}$	$U_{A3}$	$U_{A3} \geq 0,7 U_{A2}$
Erasure	0	$I_{\min, DC}$	$U_{A4}$	$U_{A4} \leq 0,03 U_R$
Extra pulse	0	$I_{\min, DC}$	$U_{i4}$	$U_{i4} \leq 0,05 U_R$

The slope of the saturation curve shall never be positive between  $I_{\min}$  and  $I_{\max}$ .

NOTE It is not permissible to combine the above requirements mathematically. These values are for unencoded savingsbooks tests and are **not** applicable for encoded savingsbooks.



**Figure 4 — Saturation curve example showing tolerance area at 8 ft/mm (200 fpi)**