



SLOVENSKI STANDARD
oSIST prEN 13361:2016
01-maj-2016

Geosintetične ovire - Zahtevane karakteristike pri gradnji rezervoarjev in nasipov

Geosynthetic barriers - Characteristics required for use in the construction of reservoirs and dams

Geosynthetische Dichtungsbahnen - Eigenschaften, die für die Anwendung beim Bau von Rückhaltebecken und Staudämmen erforderlich sind

Barrières géosynthétiques - Caractéristiques requises pour l'utilisation dans la construction des réservoirs et des barrages

<https://standards.iteh.ai/catalog/standards/sist/b213f02f-de10-4df6-b2f7-4b78588ee8bb/sist-13361-2018>

Ta slovenski standard je istoveten z: prEN 13361

ICS:

59.080.70	Geotekstilije	Geotextiles
91.100.50	Veziva. Tesnilni materiali	Binders. Sealing materials

oSIST prEN 13361:2016 **en**

EUROPEAN STANDARD
NORME EUROPÉENNE
EUROPÄISCHE NORM

DRAFT
prEN 13361

June 2016

ICS 59.080.70; 91.100.50

Will supersede EN 13361:2013

English Version

Geosynthetic barriers - Characteristics required for use in the construction of reservoirs and dams

Barrières géosynthétiques - Caractéristiques requises
pour l'utilisation dans la construction des réservoirs et
des barrages

Geosynthetische Dichtungsbahnen - Eigenschaften, die
für die Anwendung beim Bau von Rückhaltebecken
und Staudämmen erforderlich sind

This draft European Standard is submitted to CEN members for enquiry. It has been drawn up by the Technical Committee CEN/TC 189.

If this draft becomes a European Standard, CEN members are bound to comply with the CEN/CENELEC Internal Regulations which stipulate the conditions for giving this European Standard the status of a national standard without any alteration.

This draft European Standard was established by CEN in three official versions (English, French, German). A version in any other language made by translation under the responsibility of a CEN member into its own language and notified to the CEN-CENELEC Management Centre has the same status as the official versions.

CEN members are the national standards bodies of Austria, Belgium, Bulgaria, Croatia, Cyprus, Czech Republic, Denmark, Estonia, Finland, Former Yugoslav Republic of Macedonia, France, Germany, Greece, Hungary, Iceland, Ireland, Italy, Latvia, Lithuania, Luxembourg, Malta, Netherlands, Norway, Poland, Portugal, Romania, Slovakia, Slovenia, Spain, Sweden, Switzerland, Turkey and United Kingdom.

Recipients of this draft are invited to submit, with their comments, notification of any relevant patent rights of which they are aware and to provide supporting documentation.

Warning : This document is not a European Standard. It is distributed for review and comments. It is subject to change without notice and shall not be referred to as a European Standard.



EUROPEAN COMMITTEE FOR STANDARDIZATION
COMITÉ EUROPÉEN DE NORMALISATION
EUROPÄISCHES KOMITEE FÜR NORMUNG

CEN-CENELEC Management Centre: Avenue Marnix 17, B-1000 Brussels

Contents	Page
European foreword.....	4
Introduction	5
1 Scope.....	6
2 Normative references.....	6
3 Terms, definitions and abbreviations	9
3.1 Terms and definitions	9
3.2 Abbreviations.....	10
4 Required characteristics and corresponding methods of test	10
4.1 General.....	10
4.2 Types of application.....	10
4.2.1 General.....	10
4.2.2 Application 1: “covered in service”	10
4.2.3 Application 2: “not covered in service”	12
4.3 Relevant characteristics	14
4.4 Characteristics relevant to specific conditions of use	18
4.4.1 General.....	18
4.4.2 Burst strength.....	18
4.4.3 Tear strength.....	18
4.4.4 Friction characteristics (direct shear and inclined plane tests).....	18
4.4.5 Low temperature behaviour	18
4.4.6 Weathering.....	18
4.4.7 Chemical resistance.....	19
4.4.8 Resistance to wetting and drying	19
4.4.9 Freeze–thaw cycle resistance	19
4.4.10 Resistance to root penetration.....	19
4.5 Release of dangerous substances.....	19
5 Assessment and verification of constancy of performance (AVCP)	19
5.1 General.....	19
5.2 Type testing.....	20
5.2.1 General.....	20
5.2.2 Test samples, testing and compliance criteria.....	20
5.2.3 Test reports.....	21
5.2.4 Shared other party results.....	21
5.2.5 Cascading determination of the product type results	22
5.3 Factory production control (FPC)	23
5.3.1 General.....	23
5.3.2 Requirements.....	23
5.3.3 Product specific requirements.....	28
5.3.4 Initial inspection of factory and of FPC	28
5.3.5 Continuous surveillance of FPC.....	29
5.3.6 Procedure for modifications	29
5.3.7 One-off products, pre-production products (e.g. prototypes) and products produced in very low quantity	29
Annex A (normative) Durability of geosynthetic barriers	31

A.1	General	31
A.2	Weathering	32
A.3	Products used with a service life up to 5 years	34
A.4	Other applications and service life of 25 and 50 years	34
A.5	Durability tests on GBR	40
A.6	Evaluation tests on GBR	46
Annex ZA (informative) Relationship of this European Standard with Regulation (EU)		
	No. 305/2011	48
ZA.1	Scope and relevant characteristics	48
ZA.2	System of Assessment and Verification of Constancy of Performance (AVCP)	50
ZA.3	Assignment of AVCP tasks	50
	Bibliography	51

iTeh STANDARD PREVIEW (standards.iteh.ai)

SIST EN 13361:2018

<https://standards.iteh.ai/catalog/standards/sist/b213f02f-de10-4df6-b2f7-4b78588ee8bb/sist-en-13361-2018>

prEN 13361:2016 (E)

European foreword

This document (prEN 13361:2016) has been prepared by Technical Committee CEN/TC 189 “Geosynthetics”, the secretariat of which is held by NBN.

This document is currently submitted to the CEN Enquiry.

This document will supersede EN 13361:2013.

This document has been prepared under a mandate given to CEN by the European Commission and the European Free Trade Association, and supports essential requirements of EU Regulation No 305/2011.

For relationship with Regulation (EU) Nr. 305/2011, see informative Annex ZA, which is an integral part of this document.

iTeh STANDARD PREVIEW
(standards.iteh.ai)

SIST EN 13361:2018

<https://standards.iteh.ai/catalog/standards/sist/b213f02f-de10-4df6-b2f7-4b78588ee8bb/sist-en-13361-2018>

Introduction

This document allows manufacturers to describe geosynthetic barriers on the basis of declared values for characteristics relevant to the intended use and if tested to the specified method. It also includes procedures for the assessment and verification of constancy of performance and factory production control.

This document can also be used by designers, end-users and other interested parties as a tool to define relevant and appropriate characteristics for specifications and on-site quality control. It should be emphasized that not all characteristics and test methods quoted in this document are suitable for the purpose of on-site quality control.

Tests for some non-mandated characteristics are still under study and will be included when the standard is revised.

The term “product” used in this document refers to a geosynthetic barrier, including polymeric geosynthetic barriers, clay geosynthetic barriers and bituminous geosynthetic barriers.

This document is part of a group of standards, addressing the requirements for geosynthetic barriers when used in a specific application.

Particular application cases can contain requirements about additional properties and – preferably standardised – test methods, if they are technically relevant and not conflicting with European Standards.

The design life of the product should be determined, since its function may be temporary, as construction expediency, or permanent, for the lifetime of the structure.

[SIST EN 13361:2018](https://standards.iteh.ai/catalog/standards/sist/b213f02f-de10-4df6-b2f7-4b78588ee8bb/sist-en-13361-2018)

<https://standards.iteh.ai/catalog/standards/sist/b213f02f-de10-4df6-b2f7-4b78588ee8bb/sist-en-13361-2018>

1 Scope

This document specifies the relevant characteristics of geosynthetic barriers, including polymeric geosynthetic barriers, clay geosynthetic barriers and bituminous geosynthetic barriers, when used as fluid barriers for potable, fresh or saline water, in the construction of reservoirs and dams, and the appropriate test methods to determine these characteristics.

The intended use of these products is to control the leakage of potable, fresh or saline water through the construction.

This document is not applicable to geotextiles or geotextile-related products, as defined in EN ISO 10318-1.

This document provides for the assessment and verification of constancy of performance of the product to this European Standard and for factory production control procedures.

This document defines requirements to be met by manufacturers and their authorized representatives with regard to the presentation of product properties.

Where potable water is or may be in direct contact with the product the designer should also refer to other relevant standards, requirements and/or regulations.

2 Normative references

The following documents, in whole or in part, are normatively referenced in this document and are indispensable for its application. For dated references, only the edition cited applies. For undated references, the latest edition of the referenced document (including any amendments) applies.

EN 495-5, *Flexible sheets for waterproofing - Determination of foldability at low temperature - Part 5: Plastic and rubber sheets for roof waterproofing*

EN 1109, *Flexible sheets for waterproofing - Bitumen sheets for roof waterproofing - Determination of flexibility at low temperature*

EN 1296, *Flexible sheets for waterproofing - Bitumen, plastic and rubber sheets for roofing - Method of artificial ageing by long term exposure to elevated temperature*

EN 1844, *Flexible sheets for waterproofing - Determination of resistance to ozone - Plastic and rubber sheets for roof waterproofing*

EN 1849-1, *Flexible sheets for waterproofing - Determination of thickness and mass per unit area - Part 1: Bitumen sheets for roof waterproofing*

EN 1849-2, *Flexible sheets for waterproofing - Determination of thickness and mass per unit area - Part 2: Plastic and rubber sheets*

EN 12224, *Geotextiles and geotextile-related products - Determination of the resistance to weathering*

EN 12225, *Geotextiles and geotextile-related products - Method for determining the microbiological resistance by a soil burial test*

EN 12226, *Geosynthetics - General tests for evaluation following durability testing*

EN 12310-1, *Flexible sheets for waterproofing - Part 1: Bitumen sheets for waterproofing - Determination of resistance to tearing (nail shank)*

- EN 12311-1, *Flexible sheets for waterproofing - Part 1: Bitumen sheets for roof waterproofing - Determination of tensile properties*
- EN 12311-2, *Flexible sheets for waterproofing - Determination of tensile properties - Part 2: Plastic and rubber sheets for roof waterproofing*
- EN 13249:2014+A1:2015, *Geotextiles and geotextile-related products — Characteristics required for use in the construction of roads and other trafficked areas (excluding railways and asphalt inclusion)*
- EN 13250:2014+A1:2015, *Geotextiles and geotextile-related products — Characteristics required for use in the construction of railways*
- EN 13251:2014+A1:2015, *Geotextiles and geotextile-related products — Characteristics required for use in earthworks, foundations and retaining structures*
- EN 13252:2014+A1:2015, *Geotextiles and geotextile-related products — Characteristics required for use in drainage systems*
- EN 13253:2014+A1:2015, *Geotextiles and geotextile-related products — Characteristics required for use in erosion control works (coastal protection, bank revetments)*
- EN 13254:2014+A1:2015, *Geotextiles and geotextile-related products - Characteristics required for use in the construction of reservoirs and dams*
- EN 13255:2014+A1:2015, *Geotextiles and geotextile-related products — Characteristics required for use in the construction of canals* (standards.iteh.ai)
- EN 13256:2014+A1:2015, *Geotextiles and geotextile-related products — Characteristics required for use in the construction of tunnels and underground structures* ¹⁸
<https://standards.iteh.ai/catalog/standards/sist/b213f02f-de10-4df6-b2f7-4b78588ee8bb/sist->
- EN 13257:2014+A1:2015, *Geotextiles and geotextile-related products — Characteristics required for use in solid waste disposals*
- EN 13265:2014+A1:2015, *Geotextiles and geotextile-related products — Characteristics required for use in liquid waste containment projects*
- EN 14150, *Geosynthetic barriers - Determination of permeability to liquids*
- EN 14151, *Geosynthetics - Determination of burst strength*
- EN 14196, *Geosynthetics - Test methods for measuring mass per unit area of clay geosynthetic barriers*
- EN 14414, *Geosynthetics - Screening test method for determining chemical resistance for landfill applications*
- EN 14415, *Geosynthetic barriers - Test method for determining the resistance to leaching*
- CEN/TS 14416, *Geosynthetic barriers - Test method for determining the resistance to roots*
- CEN/TS 14417, *Geosynthetic barriers - Test method for the determination of the influence of wetting-drying cycles on the permeability of clay geosynthetic barriers*
- CEN/TS 14418, *Geosynthetic Barriers - Test method for the determination of the influence of freezing-thawing cycles on the permeability of clay geosynthetic barriers*

prEN 13361:2016 (E)

EN 14575, *Geosynthetic barriers - Screening test method for determining the resistance to oxidation*

EN 14576, *Geosynthetics - Test method for determining the resistance of polymeric geosynthetic barriers to environmental stress cracking*

EN 16416, *Geosynthetic clay barriers - Determination of water flux index - Flexible wall permeameter method at constant head*

EN ISO 527-1, *Plastics - Determination of tensile properties - Part 1: General principles (ISO 527-1)*

EN ISO 527-3, *Plastics - Determination of tensile properties - Part 3: Test conditions for films and sheets (ISO 527-3)*

EN ISO 527-4, *Plastics - Determination of tensile properties - Part 4: Test conditions for isotropic and orthotropic fibre-reinforced plastic composites (ISO 527-4)*

EN ISO 3696, *Water for analytical laboratory use — Specification and test methods (ISO 3696)*

EN ISO 6427, *Plastics — Determination of matter extractable by organic solvents (conventional methods)(ISO 6427)*

EN ISO 9863-1, *Geosynthetics - Determination of thickness at specified pressures - Part 1: Single layers (ISO 9863-1)*

EN ISO 9864, *Geosynthetics - Test method for the determination of mass per unit area of geotextiles and geotextile-related products (ISO 9864)*

EN ISO 10318-1, *Geosynthetics - Part 1: Terms and definitions (ISO 10318-1)*

EN ISO 10319, *Geosynthetics - Wide-width tensile test (ISO 10319)*

EN ISO 1133-1, *Plastics — Determination of the melt mass-flow rate (MFR) and melt volume-flow rate (MVR) of thermoplastics — Part 1: Standard method (ISO 1133-1)*

EN ISO 1133-2, *Plastics — Determination of the melt mass-flow rate (MFR) and melt volume-flow rate (MVR) of thermoplastics — Part 2: Method for materials sensitive to time-temperature history and/or moisture (ISO 1133-2)*

EN ISO 1183-1, *Plastics — Methods for determining the density of non-cellular plastics — Part 1: Immersion method, liquid pycnometer method and titration method (ISO 1183-1)*

EN ISO 1183-2, *Plastics — Methods for determining the density of non-cellular plastics — Part 2: Density gradient column method (ISO 1183-2)*

EN ISO 1183-3, *Plastics — Methods for determining the density of non-cellular plastics — Part 3: Gas pycnometer method (ISO 1183-3)*

EN ISO 11357-6, *Plastics — Differential scanning calorimetry (DSC) — Part 6: Determination of oxidation induction time (isothermal OIT) and oxidation induction temperature (dynamic OIT) (ISO 11357-6)*

EN ISO 12236, *Geosynthetics - Static puncture test (CBR test) (ISO 12236:2006)*

EN ISO 12957-1, *Geosynthetics - Determination of friction characteristics - Part 1: Direct shear test (ISO 12957-1)*

EN ISO 12957-2, *Geosynthetics - Determination of friction characteristics - Part 2: Inclined plane test (ISO 12957-2)*

EN ISO 13438, *Geotextiles and geotextile-related products - Screening test method for determining the resistance to oxidation (ISO 13438)*

ISO 34-1:2015, *Rubber, vulcanized or thermoplastic — Determination of tear strength — Part 1: Trouser, angle and crescent test pieces*

ISO 10390, *Soil quality — Determination of pH*

ISO 11465, *Soil quality — Determination of dry matter and water content on a mass basis — Gravimetric method*

ASTM D696, *Standard test method for coefficient of linear thermal expansion of plastics between -30 °C and 30 °C*

ASTM D1434, *Standard Test Method for Determining Gas Permeability Characteristics of Plastic Film and Sheeting*

ASTM D5890, *Standard test method for swell index of clay mineral component of geosynthetic clay liners*

ASTM D6141, *Standard guide for screening clay portion of geosynthetic clay liner (GCL) for chemical compatibility to liquids¹*

3 Terms, definitions and abbreviations

3.1 Terms and definitions

For the purposes of this document, the terms and definitions given in EN ISO 10318-1 and the following apply.

3.1.1

product

geosynthetic barrier, including polymeric, bituminous and clay barriers

3.1.2

specification

document in which the work, functions, specific conditions and required material property values of the geosynthetic barrier are described

3.1.3

reservoir

naturally occurring space or construction for storage, regulation and control of water

3.1.4

dam

barrier constructed to hold back water to raise its level, form a reservoir or reduce or prevent flooding

¹ <http://www.astm.org/Standards/D6141.htm>

prEN 13361:2016 (E)**3.1.5****upstream face**

face of a dam that is normally in contact with the enclosed water

3.1.6**downstream face**

face of a dam that is normally not in contact with the enclosed water

3.1.7**revetment**

construction that comprises one or more layers of material to provide protection against erosion

3.1.8**top water level**

maximum operating water level in any structure

3.1.9**fluid**

gas, liquid and vapour in its pure phase as well as mixtures thereof

[SOURCE: EN 764-1:2015, 04, 3.1.5]

3.2 Abbreviations

For the purposes of this document, the abbreviations given in EN ISO 10318-1 and the following apply.

GBR-P: polymeric geosynthetic barrier

GBR-B: bituminous geosynthetic barrier

GBR-C: clay geosynthetic barrier

4 Required characteristics and corresponding methods of test**4.1 General**

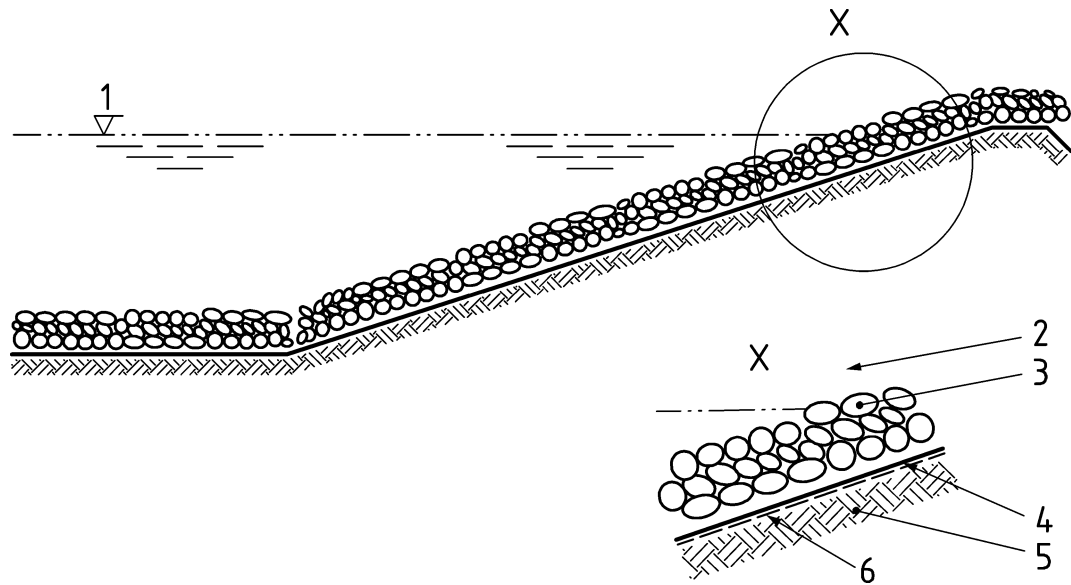
The main function of geosynthetic barriers used in the construction of reservoirs and dams for potable, fresh or saline water is to prevent or reduce the flow of fluid through the structure. Damage during installation has not been addressed in this document.

4.2 Types of application**4.2.1 General**

It is not normally advisable to install a geosynthetic barrier on the downstream face of a dam. Special consideration should be given to any geosynthetic barrier installed on the downstream face of a dam. The applications described in this document do not include such situations.

4.2.2 Application 1: "covered in service"

In these applications, the product is laid on the upstream face of a dam or in a reservoir and is covered in service with a revetment or other protective layers. Figure 1 and Figure 2 show typical installations.

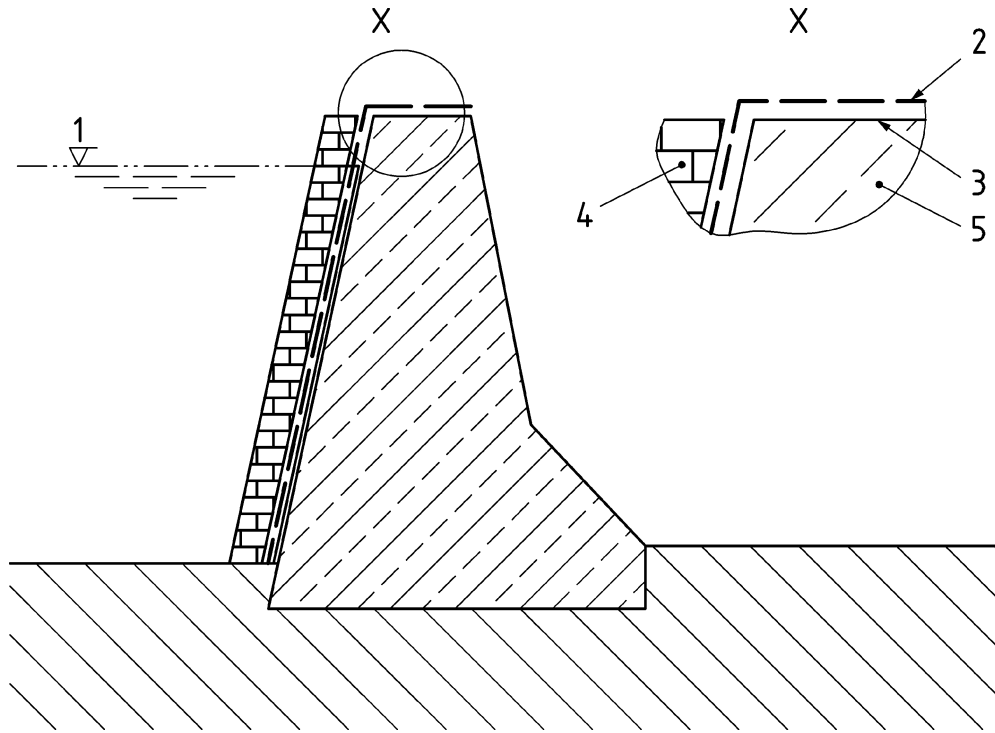
**Key**

- 1 top water level
- 2 upstream face
- 3 revetment
- 4 geosynthetic barrier
- 5 dam body
- 6 optional protection geosynthetic

Figure 1 — Geosynthetic barrier on a reservoir or dam slope (shallow), covered in service

SIST EN 13361:2018

<https://standards.iteh.ai/catalog/standards/sist/b213f02f-de10-4df6-b2f7-4b78588ee8bb/sist-en-13361-2018>

**Key**

- 1 top water level face of dam
- 2 geosynthetic protection layer
- 3 geosynthetic barrier
- 4 facing
- 5 body of dam

STANDARD PREVIEW
(standards.iteh.ai)

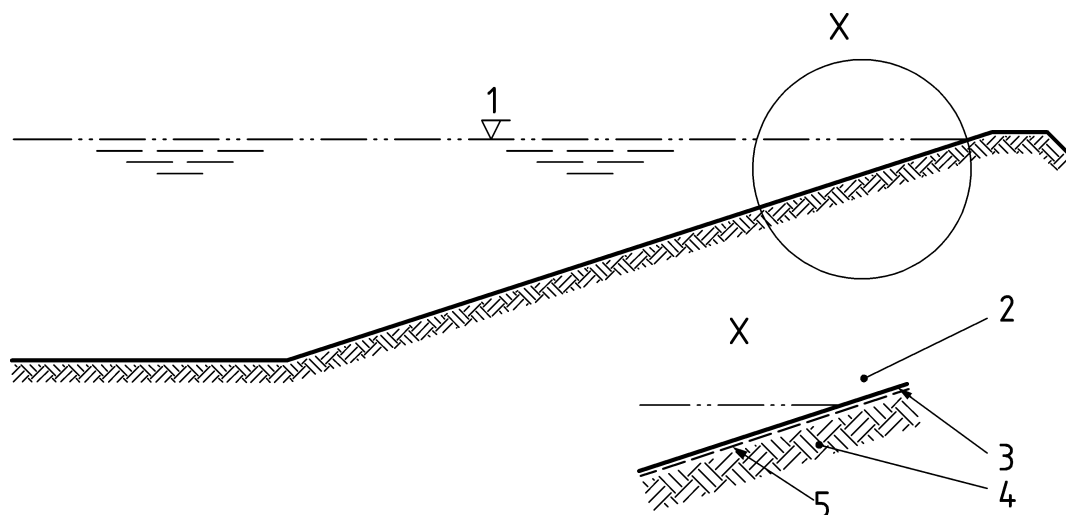
SIST EN 13361:2018

<https://standards.iteh.ai/catalog/standards/sist/b213f02f-de10-4df6-b2f7-4b78588ee8bb/sist->

Figure 2 — Geosynthetic barrier on a reservoir or dam slope (steep), covered in service

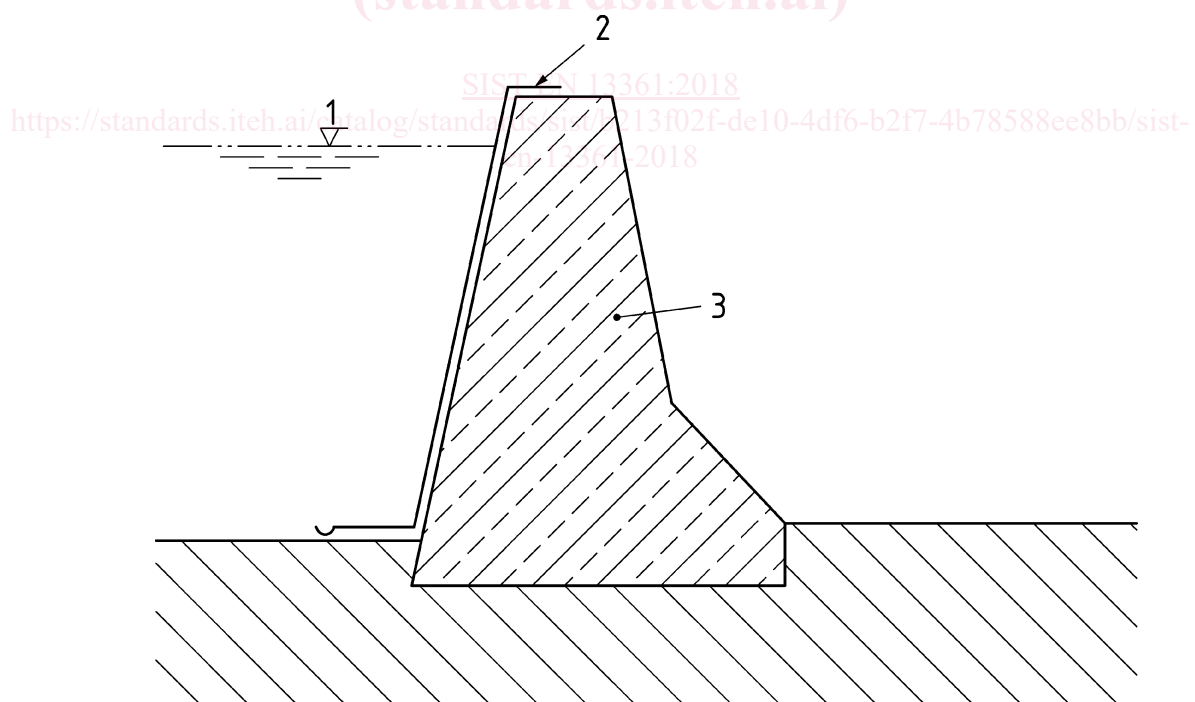
4.2.3 Application 2: “not covered in service”

As in application 1, but with the product not covered in service with a revetment or other protective layers. Figure 3 and Figure 4 show typical installations.

**Key**

- 1 top water level
- 2 upstream face
- 3 geosynthetic barrier
- 4 dam body
- 5 optional protection geosynthetic

Figure 3 — Geosynthetic barrier on a reservoir or dam slope (shallow), exposed in service

**Key**

- 1 top water level
- 2 geosynthetic barrier
- 3 body of dam

Figure 4 — Geosynthetic barrier on a reservoir or dam slope (steep), exposed in service