

SLOVENSKI STANDARD
oSIST prEN ISO 17575-2:2014
01-marec-2014

Elektronsko pobiranje pristojbin - Definicija aplikacijskega vmesnika za avtonomne sisteme - 2. del: Komunikacija in povezovanje z nižjimi plastmi (ISO/DIS 17575-2:2013)

Electronic fee collection - Application interface definition for autonomous systems - Part 2: Communication and connection to the lower layers (ISO/DIS 17575-2:2013)

Elektronische Gebührenerhebung - Definition der Anwendungsschnittstelle für autonome Systeme - Teil 2: Kommunikation und Verbindung mit den unteren Schichten (ISO/DIS 17575-2:2013)

Perception du télépéage - Définition de l'interface d'application pour les systèmes autonomes - Partie 2: Communications et connexions aux couches plus basses (ISO/DIS 17575-2:2013)

<https://standards.iteh.ai>
Document Preview
SIST EN ISO 17575-2:2016

<https://standards.iteh.ai/catalog/standards/sist/c095789d-27b6-45c8-9fa1-a51f1aa4c8ba/sist-en-iso-17575-2-2016>

Ta slovenski standard je istoveten z: prEN ISO 17575-2

ICS:

| | | |
|-----------|---|--|
| 03.220.20 | Cestni transport | Road transport |
| 35.240.60 | Uporabniške rešitve IT v transportu in trgovini | IT applications in transport and trade |

oSIST prEN ISO 17575-2:2014

en,fr,de

DRAFT INTERNATIONAL STANDARD

ISO/DIS 17575-2

ISO/TC 204

Secretariat: ANSI

Voting begins on:
2013-12-12Voting terminates on:
2014-05-12

Electronic fee collection — Application interface definition for autonomous systems —

Part 2: Communication and connection to the lower layers

*Perception du télépéage — Définition de l'interface d'application pour les systèmes autonomes —
Partie 2: Communications et connexions aux couches plus basses*

[Revision of first edition (ISO/TS 17575-2:2010)]

ICS: 35.240.60;03.220.20

iTeh Standards (<https://standards.iteh.ai>) Document Preview

SIST EN ISO 17575-2:2016

<https://standards.iteh.ai/catalog/standards/sist/c095789d-27b6-45c8-9fa1-a51f1aa4c8ba/sist-en-iso-17575-2-2016>

ISO/CEN PARALLEL PROCESSING

This draft has been developed within the International Organization for Standardization (ISO), and processed under the **ISO lead** mode of collaboration as defined in the Vienna Agreement.

This draft is hereby submitted to the ISO member bodies and to the CEN member bodies for a parallel five month enquiry.

Should this draft be accepted, a final draft, established on the basis of comments received, will be submitted to a parallel two-month approval vote in ISO and formal vote in CEN.

To expedite distribution, this document is circulated as received from the committee secretariat. ISO Central Secretariat work of editing and text composition will be undertaken at publication stage.

THIS DOCUMENT IS A DRAFT CIRCULATED FOR COMMENT AND APPROVAL. IT IS THEREFORE SUBJECT TO CHANGE AND MAY NOT BE REFERRED TO AS AN INTERNATIONAL STANDARD UNTIL PUBLISHED AS SUCH.

IN ADDITION TO THEIR EVALUATION AS BEING ACCEPTABLE FOR INDUSTRIAL, TECHNOLOGICAL, COMMERCIAL AND USER PURPOSES, DRAFT INTERNATIONAL STANDARDS MAY ON OCCASION HAVE TO BE CONSIDERED IN THE LIGHT OF THEIR POTENTIAL TO BECOME STANDARDS TO WHICH REFERENCE MAY BE MADE IN NATIONAL REGULATIONS.

RECIPIENTS OF THIS DRAFT ARE INVITED TO SUBMIT, WITH THEIR COMMENTS, NOTIFICATION OF ANY RELEVANT PATENT RIGHTS OF WHICH THEY ARE AWARE AND TO PROVIDE SUPPORTING DOCUMENTATION.



Reference number
ISO/DIS 17575-2:2013(E)

© ISO 2013

iTeh Standards
(<https://standards.iteh.ai>)
Document Preview

[SIST EN ISO 17575-2:2016](https://standards.iteh.ai/catalog/standards/sist/c095789d-27b6-45c8-9fa1-a51f1aa4c8ba/sist-en-iso-17575-2-2016)

<https://standards.iteh.ai/catalog/standards/sist/c095789d-27b6-45c8-9fa1-a51f1aa4c8ba/sist-en-iso-17575-2-2016>

Copyright notice

This ISO document is a Draft International Standard and is copyright-protected by ISO. Except as permitted under the applicable laws of the user's country, neither this ISO draft nor any extract from it may be reproduced, stored in a retrieval system or transmitted in any form or by any means, electronic, photocopying, recording or otherwise, without prior written permission being secured.

Requests for permission to reproduce should be addressed to either ISO at the address below or ISO's member body in the country of the requester.

ISO copyright office
Case postale 56 • CH-1211 Geneva 20
Tel. + 41 22 749 01 11
Fax + 41 22 749 09 47
E-mail copyright@iso.org
Web www.iso.org

Reproduction may be subject to royalty payments or a licensing agreement.

Violators may be prosecuted.

Contents

Page

| | |
|--|----|
| Foreword | v |
| Introduction..... | vi |
| 1 Scope | 1 |
| 2 Normative references..... | 1 |
| 3 Terms and definitions | 2 |
| 4 Abbreviations..... | 4 |
| 5 EFC Front End communication architecture | 4 |
| 5.1 General | 4 |
| 5.2 Relations to the overall EFC architecture..... | 5 |
| 6 Initialize transactions | 5 |
| 6.1 General | 5 |
| 6.2 Addressing requested parts of a hierarchical data element structure..... | 6 |
| 6.3 Identifying payloads for transmission | 6 |
| 7 EFC communication services (functions)..... | 6 |
| 7.1 General concept | 6 |
| 7.2 Initialization phase | 7 |
| 7.2.1 General | 7 |
| 7.2.2 Incoming (BE to FE Application) Session Request | 8 |
| 7.2.3 Outgoing (FE Application to BE) session establishment..... | 8 |
| 7.3 Point-to-point communication service primitives..... | 8 |
| 7.3.1 General | 8 |
| 7.3.2 Unstructured messages (ADUs) | 9 |
| 7.3.3 Structured messages (ADUs)..... | 9 |
| 7.4 Session ending..... | 9 |
| 7.5 Session failure | 9 |
| 7.6 Security considerations..... | 9 |
| 7.7 Media selection options..... | 10 |
| 8 The use of a communication stack..... | 10 |
| 8.1 General | 10 |
| 8.2 Requirements on a underlying communication technology..... | 10 |
| 8.3 Mobile terminated calls..... | 10 |
| Annex A (normative) Abstract API definition | 11 |
| A.1 General | 11 |
| A.2 Down API (Front End Application to communications stack)..... | 11 |
| A.2.1 InitialiseInstance..... | 11 |
| A.2.2 SetParameter | 11 |
| A.2.3 GetParameter | 11 |
| A.2.4 DeleteParameter | 12 |
| A.2.5 StackAvail | 12 |
| A.2.6 DropInstance..... | 12 |
| A.2.7 StartSession..... | 12 |
| A.2.8 EndSession | 13 |
| A.2.9 SendUnformattedADU..... | 13 |
| A.2.10 SendADUSetStart | 13 |
| A.2.11 SendADU | 13 |
| A.2.12 SendADUSetEnd..... | 14 |
| A.2.13 CommsQuery | 14 |

ISO/DIS 17575-2

| | | |
|---------------------|--|-----------|
| A.3 | Up API (Communications Stack to Front End Application) | 14 |
| A.3.1 | InstanceStateChange | 14 |
| A.3.2 | UnformattedADUReceived | 15 |
| A.3.3 | ADURequest | 15 |
| A.3.4 | ADUReceived | 15 |
| A.3.5 | ADUSent | 15 |
| A.3.6 | ADUSendOK | 15 |
| A.3.7 | SessionRequest | 15 |
| Annex B | (normative) Protocol implementation conformance statement (PICS) proforma | 16 |
| B.1 | Introduction | 16 |
| B.2 | Transactions support | 16 |
| B.2.1 | General | 16 |
| B.2.2 | Support of the down API | 16 |
| B.2.3 | Support of the Up API | 18 |
| B.3 | Use of communication stacks | 19 |
| B.3.1 | Supported communication stacks | 19 |
| B.4 | Front End Storage capacity | 20 |
| B.4.1 | Storage capacity for modules and contact details | 20 |
| B.4.2 | Generic values | 20 |
| B.4.3 | Security of communication | 20 |
| Annex C | (informative) API requirements | 21 |
| C.1 | Introduction | 21 |
| C.1.1 | General | 21 |
| C.1.2 | Non-functional requirements | 21 |
| C.1.3 | Functional requirements | 21 |
| Annex D | (informative) Examples of definitions for appropriate languages | 22 |
| D.1 | General | 22 |
| D.2 | API Definition in C | 22 |
| Annex E | (informative) Example of message flow | 25 |
| Annex F | (informative) Use of this standard for the EETS | 26 |
| F.1 | General | 26 |
| F.2 | Overall relationship between European standardisation and the EETS | 26 |
| F.3 | European standardisation work supporting the EETS | 26 |
| F.4 | Correspondence between this standard and the EETS | 27 |
| Bibliography | | 28 |

Foreword

- conversion from a Technical Specification to an International Standard
- editorial and formal corrections as well as changes to improve readability
- minor technical corrections

ISO (the International Organization for Standardization) is a worldwide federation of national standards bodies (ISO member bodies). The work of preparing International Standards is normally carried out through ISO technical committees. Each member body interested in a subject for which a technical committee has been established has the right to be represented on that committee. International organizations, governmental and non-governmental, in liaison with ISO, also take part in the work. ISO collaborates closely with the International Electrotechnical Commission (IEC) on all matters of electrotechnical standardization.

International Standards are drafted in accordance with the rules given in the ISO/IEC Directives, Part 2.

The main task of technical committees is to prepare International Standards. Draft International Standards adopted by the technical committees are circulated to the member bodies for voting. Publication as an International Standard requires approval by at least 75 % of the member bodies casting a vote.

Attention is drawn to the possibility that some of the elements of this document may be the subject of patent rights. ISO shall not be held responsible for identifying any or all such patent rights.

ISO 17575-2 was prepared by Technical Committee ISO/TC 204, *Intelligent Transport Systems*, Subcommittee SC , and by Technical Committee CEN/TC 278, *Intelligent Transport Systems* in collaboration.

This second/third/... edition cancels and replaces the first/second/... edition (), [clause(s) / subclause(s) / table(s) / figure(s) / annex(es)] of which [has / have] been technically revised.

ISO 17575 consists of the following parts, under the general title *Electronic fee collection — Application interface definition for autonomous systems*:

- *Part 1: Charging*
- *Part 2: Communication and connection to the lower layers*
- *Part 3: Context data*
- *Part 4: Roaming*

Introduction

Autonomous systems

This part of ISO 17575 is part of a series of specifications defining the information exchange between the Front End and the Back End in Electronic Fee Collection (EFC) based on autonomous on-board equipment (OBE). EFC systems automatically collect charging data for the use of road infrastructure including motorway tolls, zone-based fees in urban areas, tolls for special infrastructure like bridges and tunnels, distance-based charging and parking fees.

Autonomous OBE operates without relying on dedicated road-side infrastructure by employing wide-area technologies such as Global Navigation Satellite Systems (GNSS) and Cellular Communications Networks (CN). These EFC systems are referred to by a variety of names. Besides the terms autonomous systems and GNSS/CN systems, also the terms GPS/GSM systems, and wide-area charging systems are in use.

Autonomous systems use satellite positioning, often combined with additional sensor technologies such as gyroscopes, odometers and accelerometers, to localize the vehicle and to find its position on a map containing the charged geographic objects, such as charged roads or charged areas. From the charged objects, the vehicle characteristics, the time of day and other data that are relevant for describing road use, the tariff and ultimately the road usage fee are determined.

Some of the strengths of the autonomous approach to electronic fee collection are its flexibility, allowing the implementation of almost all conceivable charging principles, and its independence from local infrastructure, thereby predisposing this technology towards interoperability across charging systems and countries. Interoperability can only be achieved with clearly defined interfaces, which is the aim and justification of ISO 17575.

Business architecture

This part of ISO 17575 complies with the business architecture defined in the International Standard ISO 17573. According to this architecture, the Toll Charger is the provider of the road infrastructure and, hence, the recipient of the road usage charges. The Toll Charger is the actor associated with the Toll Charging role. See Figure 1.

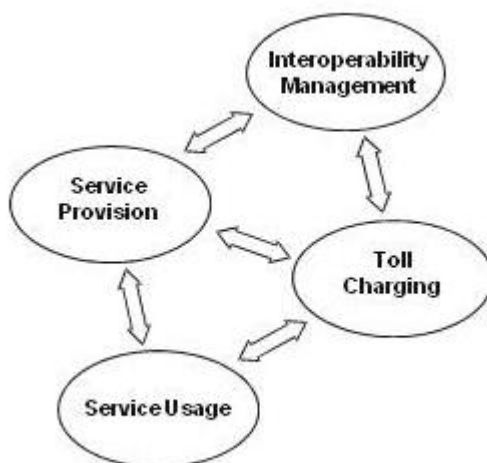


Figure 1 — The role-based model underlying this Standard

Service Providers issue OBE to the users of the road infrastructure. Service Providers are responsible for operating the OBE that will record the amount of road usage in all toll charging systems the vehicle passes through and for delivering the charging data to the individual Toll Chargers. In general, each Service Provider delivers charging data to several Toll Chargers, as well as each Toll Charger in general receives charging data from more than one Service Provider. Interoperability Management in Figure 1 comprises all specifications and activities that, in common, define and maintain a set of rules that govern the overall toll charging environment.

Technical architecture

The technical architecture of Figure 2 is independent of any particular practical realization. It reflects the fact that some processing functionalities can either be allocated to the OBE or to an associated off-board component (Proxy). An example of processing functionality that can be realized either on- or off-board is map-matching, where the vehicle locations in terms of measured coordinates from GNSS are associated to geographic objects on a map that either reside on- or off-board. Also tariffication can be done with OBE tariff tables and processing, or with an off-board component.

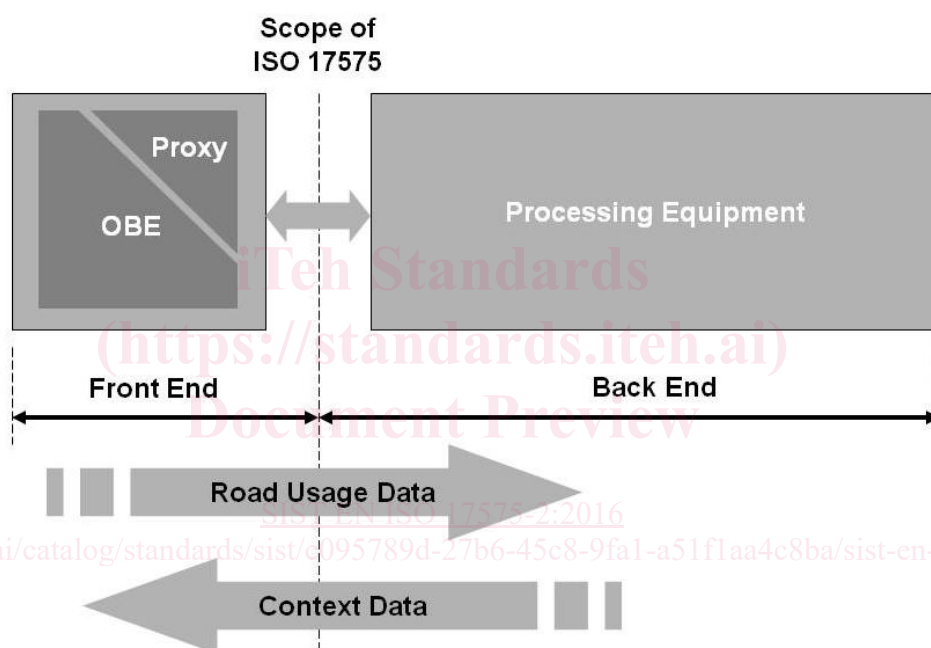


Figure 2 — Assumed technical architecture and interfaces

The combined functionality of OBE and Proxy is denoted as Front End. A Front End implementation where processing is predominately on OBE-side is known as a smart client (or intelligent client, fat client) or edge-heavy. A Front End where processing is mostly done off-board is denoted as thin-client or edge-light architecture. Many implementations between the “thin” and “thick” extremes are possible, as depicted by the gradual transition in the wedges in Figure 2. Both extremes of architectural choices have their merits and are one means where manufacturers compete with individual allocations of functionality between on-board and central resources.

Especially for thin client OBE, manufacturers might devise a wide variety of optimizations of the transfer of localization data between OBE and off-board components, where proprietary algorithms are used for data reduction and data compression. Standardization of this transfer is neither fully possible nor beneficial.

ISO/DIS 17575-2

Location of the specification interface

In order to abstract from, and become independent of, these architectural implementation choices, the primary scope of ISO 17575 is the data exchange between Front End and Back End (see the corresponding dotted line in Figure 2). For every toll regime, the Back End will send context data, i.e. a description of the toll regime in terms of charged objects, charging rules and, if required, the tariff scheme to the Front End, and will receive usage data from the Front End.

It has to be noted also that the distribution of tasks and responsibilities between Service Provider and Toll Charger will vary individually. Depending on the local legal situation, Toll Chargers will require “thinner” or “thicker” data, and might or might not leave certain data processing tasks to Service Providers. Hence, the data definitions in ISO 17575 may be useful on several interfaces.

ISO 17575 also provides for basic media-independent communication services that may be used for communication between Front End and Back End, which might be line-based or an air-link, and can also be used for the air-link between OBE and central communication server.

The parts of ISO 17575

Part 1: Charging, defines the attributes for the transfer of usage data from the Front End to the Back End. The required attributes will differ from one Toll Charger to another, hence, attributes for all requirements are offered, ranging from attributes for raw localization data, for map-matched geographic objects and for completely priced toll transactions.

Part 2: Communication and connection to lower layers, defines basic communication services for data transfer over the OBE air-link or between Front End and Back End.

Part 3: Context Data, defines the data to be used for a description of individual charging systems in terms of charged geographical objects and charging and reporting rules. For every Toll Charger's system, attributes as defined in part 3 are used to transfer data to the Front End in order to instruct it which data to collect and report.

Part 4: Roaming, defines the functional details and data elements required to operate more than one EFC regime in parallel. The domains of these EFC regimes may or may not overlap. The charge rules of different overlapping EFC regimes can be linked, i.e. they may include rules that an area pricing scheme will not be charged if an overlapping toll road is used and already paid for.

<https://standards.iteh.ai/catalog/standards/sist/c095789d-27b6-45c8-9fa1-a51f1aa4c8ba/sist-en-iso-17575-2-2016>

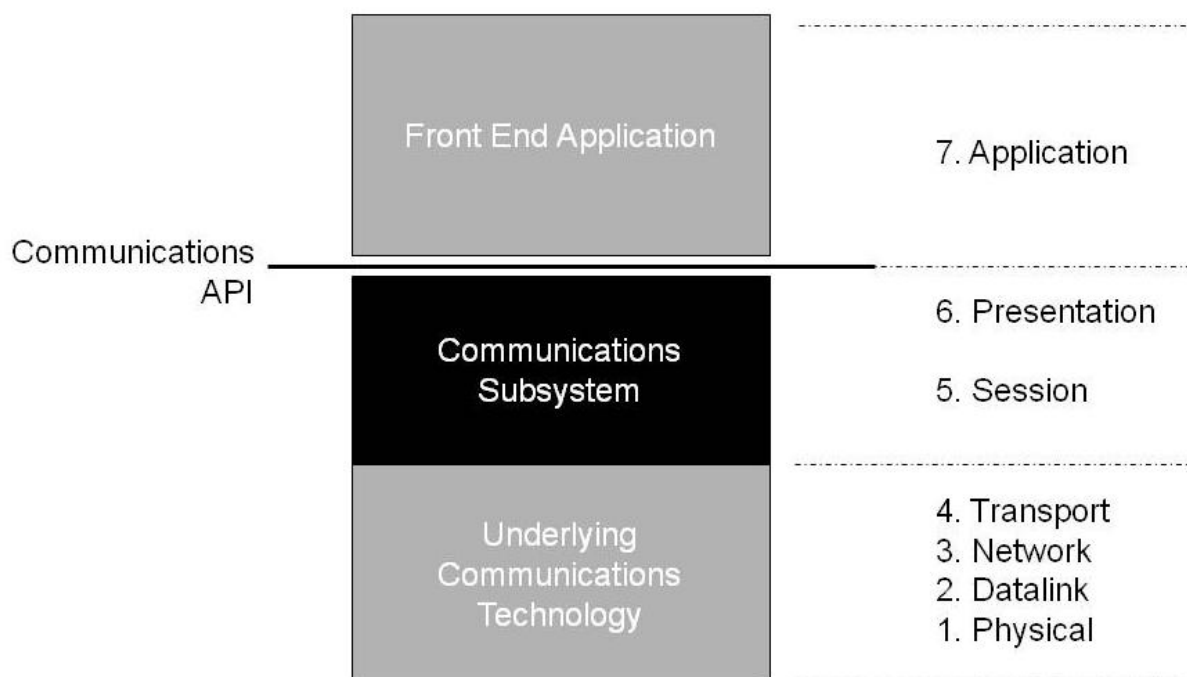


Figure 3 — Scope of ISO 17575

Application needs covered by ISO 17575

- The parts of ISO 17575 are compliant with the architecture defined in the future International Standard ISO 17573.
- The parts of ISO 17575 support charges for use of road sections (including bridges, tunnels, passes, etc.), passage of cordons (entry/exit) and use of infrastructure within an area (distance, time).
- The parts of ISO 17575 support fee collection based on units of distance or duration, and based on occurrence of events.
- The parts of ISO 17575 support modulation of fees by vehicle category, road category, time of usage and contract type (e.g. exempt vehicles, special tariff vehicles, etc.).
- The parts of ISO 17575 support limiting of fees by a defined maximum per period of usage.
- The parts of ISO 17575 support fees with different legal status (e.g. public tax, private toll).
- The parts of ISO 17575 support differing requirements of different Toll Chargers, especially in terms of
 - geographic domain and context descriptions,
 - contents and frequency of charge reports,
 - feedback to the driver (e.g. green or red light), and
 - provision of additional detailed data on request, e.g. for settling of disputes.
- The parts of ISO 17575 support overlapping geographic toll domains.

ISO/DIS 17575-2

- The parts of ISO 17575 support adaptations to changes in
 - tolled infrastructure,
 - tariffs, and
 - participating regimes.
- The parts of ISO 17575 support the provision of trust guarantees by the Service Provider to the Toll Charger for the data originated from the Front End.

iTeh Standards (<https://standards.iteh.ai>) Document Preview

[SIST EN ISO 17575-2:2016](https://standards.iteh.ai/catalog/standards/sist/c095789d-27b6-45c8-9fa1-a51f1aa4c8ba/sist-en-iso-17575-2-2016)

<https://standards.iteh.ai/catalog/standards/sist/c095789d-27b6-45c8-9fa1-a51f1aa4c8ba/sist-en-iso-17575-2-2016>