

---

---

**Motorcycle chains — Characteristics and  
test methods**

*Chaînes pour motocycles — Caractéristiques et méthodes d'essai*

**iTeh STANDARD PREVIEW**  
**(standards.iteh.ai)**

[ISO 10190:2008](https://standards.iteh.ai/catalog/standards/sist/14957ef2-6fed-409c-8d15-a4dfdf70e6de/iso-10190-2008)

<https://standards.iteh.ai/catalog/standards/sist/14957ef2-6fed-409c-8d15-a4dfdf70e6de/iso-10190-2008>



**PDF disclaimer**

This PDF file may contain embedded typefaces. In accordance with Adobe's licensing policy, this file may be printed or viewed but shall not be edited unless the typefaces which are embedded are licensed to and installed on the computer performing the editing. In downloading this file, parties accept therein the responsibility of not infringing Adobe's licensing policy. The ISO Central Secretariat accepts no liability in this area.

Adobe is a trademark of Adobe Systems Incorporated.

Details of the software products used to create this PDF file can be found in the General Info relative to the file; the PDF-creation parameters were optimized for printing. Every care has been taken to ensure that the file is suitable for use by ISO member bodies. In the unlikely event that a problem relating to it is found, please inform the Central Secretariat at the address given below.

**iTeh STANDARD PREVIEW**  
**(standards.iteh.ai)**

ISO 10190:2008

<https://standards.iteh.ai/catalog/standards/sist/14957ef2-6fed-409c-8d15-a4dfd70e6de/iso-10190-2008>



**COPYRIGHT PROTECTED DOCUMENT**

© ISO 2008

All rights reserved. Unless otherwise specified, no part of this publication may be reproduced or utilized in any form or by any means, electronic or mechanical, including photocopying and microfilm, without permission in writing from either ISO at the address below or ISO's member body in the country of the requester.

ISO copyright office  
Case postale 56 • CH-1211 Geneva 20  
Tel. + 41 22 749 01 11  
Fax + 41 22 749 09 47  
E-mail [copyright@iso.org](mailto:copyright@iso.org)  
Web [www.iso.org](http://www.iso.org)

Published in Switzerland

# Contents

Page

Foreword.....	iv
Introduction .....	v
1 Scope .....	1
2 Normative references .....	1
3 Motorcycle chains.....	1
3.1 Nomenclature of assemblies and components .....	1
3.2 Designation .....	2
3.3 Dimensions.....	2
3.4 Performance requirements and tests .....	2
3.4.1 General.....	2
3.4.2 Tensile testing.....	3
3.4.3 Preloading .....	3
3.4.4 Length validation .....	3
3.4.5 Dynamic testing .....	3
3.5 Marking .....	3
4 Chain sprockets.....	3
Annex A (normative) Alternative specification of chain sprockets for use in external drives .....	6
Annex B (informative) Original values .....	14
Annex C (normative) Method of determining the maximum test force, $F_{max}$ , when conducting a dynamic strength conformance test.....	15

## Foreword

ISO (the International Organization for Standardization) is a worldwide federation of national standards bodies (ISO member bodies). The work of preparing International Standards is normally carried out through ISO technical committees. Each member body interested in a subject for which a technical committee has been established has the right to be represented on that committee. International organizations, governmental and non-governmental, in liaison with ISO, also take part in the work. ISO collaborates closely with the International Electrotechnical Commission (IEC) on all matters of electrotechnical standardization.

International Standards are drafted in accordance with the rules given in the ISO/IEC Directives, Part 2.

The main task of technical committees is to prepare International Standards. Draft International Standards adopted by the technical committees are circulated to the member bodies for voting. Publication as an International Standard requires approval by at least 75 % of the member bodies casting a vote.

Attention is drawn to the possibility that some of the elements of this document may be the subject of patent rights. ISO shall not be held responsible for identifying any or all such patent rights.

ISO 10190 was prepared by Technical Committee ISO/TC 100, *Chains and chain sprockets for power transmission and conveyors*.

This second edition cancels and replaces the first edition (ISO 10190:1992), which has been technically revised.

**iTeh STANDARD PREVIEW**  
**(standards.iteh.ai)**  
ISO 10190:2008  
<https://standards.iteh.ai/catalog/standards/sist/14957ef2-6fed-409c-8d15-a4dfdf70e6de/iso-10190-2008>

## Introduction

This International Standard has been produced to meet the increasing demands for different chains suitable for motorcycle applications. Precision roller chains specified in ISO 606 do not necessarily have the required performance for motorcycle use.

The values given in this International Standard are derived from values in Imperial units; the original values are given in Annex B for reference purposes.

## iTeh STANDARD PREVIEW (standards.iteh.ai)

[ISO 10190:2008](https://standards.iteh.ai/catalog/standards/sist/14957ef2-6fed-409c-8d15-a4dfdf70e6de/iso-10190-2008)

<https://standards.iteh.ai/catalog/standards/sist/14957ef2-6fed-409c-8d15-a4dfdf70e6de/iso-10190-2008>

**iTeh STANDARD PREVIEW**  
**(standards.iteh.ai)**

ISO 10190:2008

<https://standards.iteh.ai/catalog/standards/sist/14957ef2-6fed-409c-8d15-a4dfdf70e6de/iso-10190-2008>

# Motorcycle chains — Characteristics and test methods

## 1 Scope

This International Standard specifies the dimensions and mechanical properties of roller and bush chains (together with details of associated chain sprockets), in the range 6,35 mm to 19,05 mm pitch, for use in motorcycle applications. These chains are suitable for external drives (e.g. rear drives).

It covers dimensions, tolerances, length measurement, preloading, minimum tensile strength and minimum dynamic strength.

## 2 Normative references

The following referenced documents are indispensable for the application of this document. For dated references, only the edition cited applies. For undated references, the latest edition of the referenced document (including any amendments) applies.

ISO 286-2, *ISO system of limits and fits — Part 2: Tables of standard tolerance grades and limit deviations for holes and shafts*

ISO 606, *Short-pitch transmission precision roller and bush chains, attachments and associated chain sprockets*

<https://standards.teh.ai/catalog/standards/sist/14957ef2-6fed-409c-8d15-a4dfd70e6de/iso-10190-2008>

ISO 15654, *Fatigue test method for transmission precision roller chains*

## 3 Motorcycle chains

### 3.1 Nomenclature of assemblies and components

The nomenclature of chain assemblies and their component parts shall be as illustrated in Figures 1 and 2; the figures do not define the actual form of the chain plates.


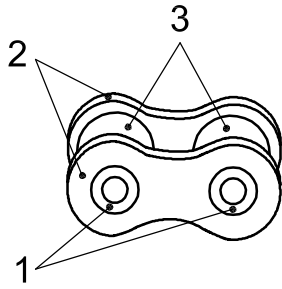
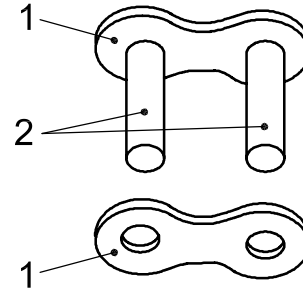


Figure 1 — Chain assembly



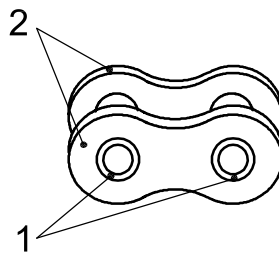
- Key**
- 1 bush
  - 2 inner plate
  - 3 roller

a) Roller chain — Inner link



- Key**
- 1 outer plate
  - 2 bearing pin

b) Outer link



- Key**
- 1 bush
  - 2 inner plate

c) Bush chain — Inner link

**iTeh STANDARD PREVIEW**  
(standards.iteh.ai)

<https://standards.iteh.ai/catalog/standards/sist/14957ef2-6fed-409c-8d15-2176c0111100>  
**Figure 2 — Types of link**

### 3.2 Designation

Motorcycle chains shall be designated by the ISO chain number given in Table 1.

### 3.3 Dimensions

Chains shall conform to the dimensions shown in Figure 3 and given in Table 1.

**NOTE** Maximum and minimum dimensions are specified to ensure interchangeability of chains produced by different makers over the same sprockets. They are not the actual manufacturing tolerances.

### 3.4 Performance requirements and tests

#### 3.4.1 General

The tests given in 3.4.2 to 3.4.5 shall be performed to determine whether the subject chain conforms to the minimum requirements specified in Table 1.

**WARNING — The test requirements specified do not relate to actual chain applications; therefore, neither the values specified nor the test results should be taken as working loads.**

**The test results will be invalid if the chain has previously been in service or stressed in any way (other than by preloading in accordance with 3.4.3).**



### 3.4.2 Tensile testing

**3.4.2.1** The minimum tensile strength is that value which shall be exceeded when a tensile force is applied to a sample tested to destruction in accordance with 3.4.2.2.

NOTE This minimum tensile strength is not a working load, but is intended primarily as a comparative figure between chains of various constructions.

For chain application information, the chain manufacturers or their published chain data should be consulted.

**3.4.2.2** Apply a tensile force slowly to the ends of a chain length containing at least five free pitches by means of fixtures permitting free movement on both sides of the chain centreline, in the normal plane of articulation.

Failure shall be considered to have occurred at the first point where increasing extension is no longer accompanied by increasing force, i.e. the summit of the force/extension diagram. The force at this point shall be equal to or exceed the minimum tensile strength stated in Table 1.

Tests in which failures occur adjacent to the fixtures shall be disregarded.

**3.4.2.3** The tensile test shall be considered as a destructive test.

NOTE Even though a chain might not visibly fail when subjected to a force equivalent to the minimum tensile strength, it will have been stressed beyond the yield point and will be unfit for service.

**3.4.2.4** These requirements do not apply to connecting links.

### 3.4.3 Preloading

The chains shall be preloaded by applying a minimum tensile force equivalent to at least 30 % of the minimum tensile strength given in Table 1.

### 3.4.4 Length validation

Chain length validation shall be carried out after preloading but before lubrication.

The standard length for measurement shall be a minimum of 610 mm and the chain shall terminate with an inner link at each end.

The chain shall be supported throughout its entire length and the measuring force given in Table 1 shall be applied.

The measured length shall be the nominal length  $+0,25$  %.

### 3.4.5 Dynamic testing

Chains shall meet the requirements of the conformity test as described in ISO 15654, using the minimum dynamic strength values shown in Table 1 for the particular chain.

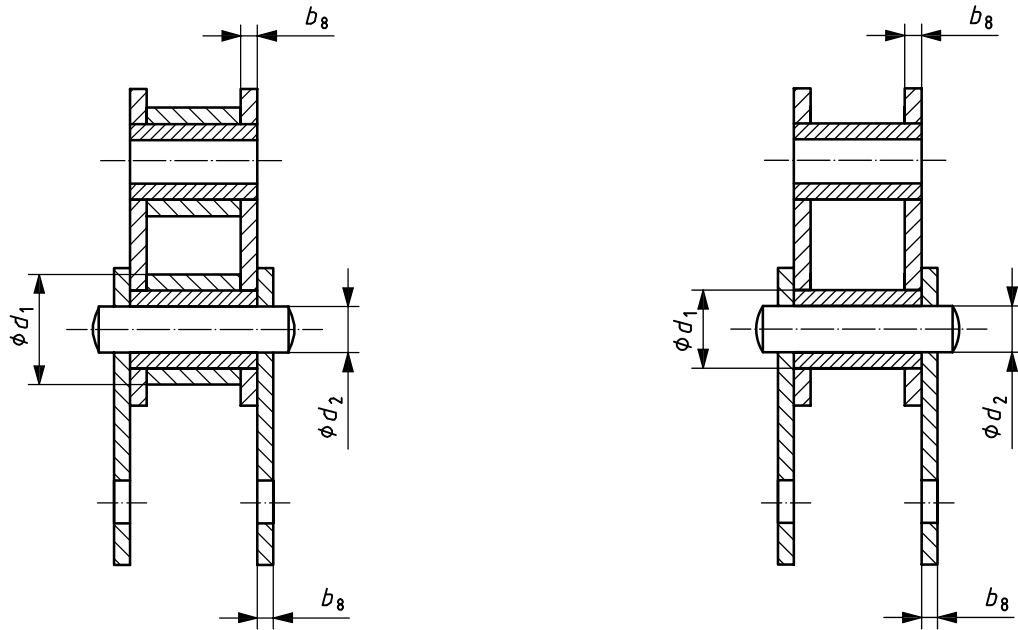
The maximum test force to be used shall be determined as shown in Annex C.

## 3.5 Marking

The chain shall be marked with the manufacturer's name or trademark, and the chain number quoted in Table 1 should be marked on the chain.

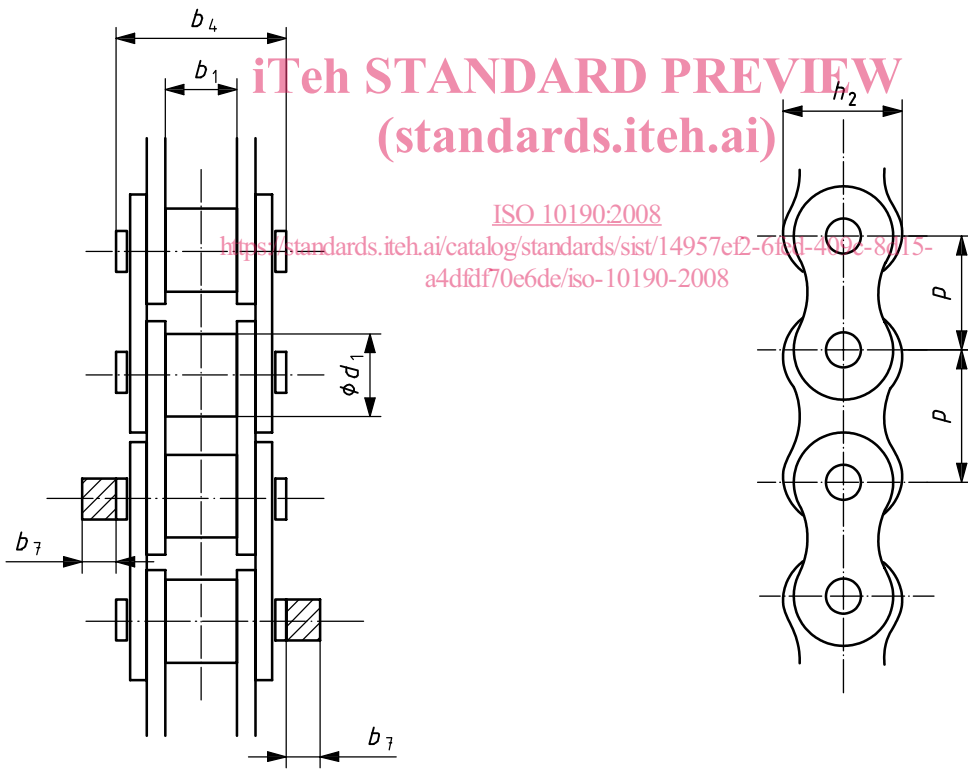
## 4 Chain sprockets

To ensure interchangeability between motorcycle chains and their respective chain sprockets, the sprockets for external drives shall conform to the dimensions specified in ISO 606 or alternatively to those dimensions specified in Annex A of this International Standard.



a) Roller chain

b) Bush chain



c) Chain

Figure 3 — Chains

**Table 1 — Principal chain dimensions, measuring forces, tensile strengths and dynamic strength values**

(see Figure 3)

ISO chain number	Previous ISO chain number <sup>d</sup>	Pitch	Maximum roller diameter	Minimum width between inner plates	Maximum bearing pin body diameter <sup>a</sup>	Maximum plate depth	Maximum width over bearing pins	Maximum additional width for joint fastener <sup>b</sup>	Plate thickness (reference value) <sup>a</sup>	Measuring force	Minimum tensile strength	Minimum dynamic strength
		$p$	$d_1$	$b_1$	$d_2$	$h_2$	$b_4$	$b_7$	$b_8$	$F$	$F_u$	$F_d$
mm										N	kN	N
25H	04 MA	6,35	3,30 <sup>c</sup>	3,10	2,31	6,0	9,1	1,0	1,0	50	4,8	810
219	05 MA	7,774	4,59 <sup>c</sup>	4,68	3,17	7,6	12,0	1,7	1,2	70	6,6	1 080
219H	—	7,774	4,59 <sup>c</sup>	4,68	3,17	7,6	12,6	1,7	1,4	70	7,3	1 260
05T	05 MB	8,00	4,73 <sup>c</sup>	4,55	3,17	7,8	12,1	1,7	1,3	70	6,8	1 190
270H	05 MC	8,50	5,00 <sup>c</sup>	4,75	3,28	8,6	13,3	—	1,6	70	10,8	1 720
415M	083	12,70	7,77	4,68	3,97	10,4	11,8	1,9	1,3	120	11,8	1 780
415	084	12,70	7,77	4,68	3,97	12,0	13,3	1,5	1,5	120	15,6	2 860
415MH	—	12,70	7,77	4,68	3,97	12,0	13,5	1,9	1,5	120	17,7	2 860
420	08 MA	12,70	7,77	6,25	3,99	12,0	14,9	1,5	1,5	120	15,6	2 860
420MH	—	12,70	7,77	6,25	3,99	12,0	17,5	1,5	1,8	120	18,0	3 420
428	08 MB	12,70	8,51	7,85	4,51	12,0	16,9	1,9	1,5	140	16,7	2 860
428MH	08 MC	12,70	8,51	7,85	4,51	12,0	18,9	1,9	2,0	140	20,5	3 420
520	10 MA	15,875	10,16	6,25	5,09	15,3	17,5	2,2	2,0	200	26,4	4 840
520MH	—	15,875	10,22	6,25	5,25	15,3	19,0	2,2	2,2	200	30,5	5 170
525	—	15,875	10,16	7,85	5,09	15,3	19,3	2,2	2,0	200	26,4	4 840
525MH	—	15,875	10,22	7,85	5,25	15,3	21,2	2,0	2,2	200	30,5	5 170
530	10 MB	15,875	10,16	9,40	5,09	15,3	20,8	2,1	2,0	200	26,4	4 840
530MH	—	15,875	10,22	9,40	5,40	15,3	23,1	2,0	2,4	200	30,5	5 490
630	12 MA	19,05	11,91	9,40	5,96	18,6	24,0	2,2	2,4	280	35,3	7 290

<sup>a</sup> The bearing pin body diameter and plate thickness are given for guidance only and might differ from one brand of chain to another. Chains from different manufacturers should not therefore be joined together.

<sup>b</sup> The additional width for joint fasteners is given for reference only. The use of joint fasteners is not recommended. Wherever possible, chains should be riveted endless.

<sup>c</sup> Chain numbers 25H, 219, 219H, 05T and 270H are bush chains, accordingly for these chain numbers, the values in column  $d_1$  are maximum bush diameters.

<sup>d</sup> For reference purposes, the chain numbers from the previous version (ISO 10190:1992) are shown in the above table. Chains from the current International Standard (ISO 10190:2008) and the previous International Standard (ISO 10190:1992) do not necessarily fully correspond with each other in strength or in dimensions.