
**Bonded abrasive products —
Dimensions —**

**Part 17:
Spindle mounted wheels (ISO type 52)**

Produits abrasifs agglomérés — Dimensions —

Partie 17: Meules sur tige (ISO type 52)

iTeh STANDARD PREVIEW
(standards.iteh.ai)

[ISO 603-17:2014](https://standards.iteh.ai/catalog/standards/sist/f6fc14d6-3b0e-464d-8627-890be5e685cc/iso-603-17-2014)

<https://standards.iteh.ai/catalog/standards/sist/f6fc14d6-3b0e-464d-8627-890be5e685cc/iso-603-17-2014>



iTeh STANDARD PREVIEW
(standards.iteh.ai)

ISO 603-17:2014

<https://standards.iteh.ai/catalog/standards/sist/f6fc14d6-3b0e-464d-8627-890be5e685cc/iso-603-17-2014>



COPYRIGHT PROTECTED DOCUMENT

© ISO 2014

All rights reserved. Unless otherwise specified, no part of this publication may be reproduced or utilized otherwise in any form or by any means, electronic or mechanical, including photocopying, or posting on the internet or an intranet, without prior written permission. Permission can be requested from either ISO at the address below or ISO's member body in the country of the requester.

ISO copyright office
Case postale 56 • CH-1211 Geneva 20
Tel. + 41 22 749 01 11
Fax + 41 22 749 09 47
E-mail copyright@iso.org
Web www.iso.org

Published in Switzerland

Contents

	Page
Foreword	iv
1 Scope	1
2 Normative references	1
3 Shapes and dimensions	1
3.1 Wheel plain, Shape WPL.....	1
3.2 Wheel concave end, Shape WCC.....	4
3.3 Wheel round end, Shape WRE.....	4
3.4 Wheel conical end, Shape WCE.....	5
3.5 Wheel truncated cone end, Shape WTC.....	6
3.6 Wheel conical round end, Shape WCR.....	6
3.7 Conical double taper, Shape CDT.....	7
3.8 Conical round end, Shape CRE.....	8
3.9 Conical truncated end, Shape CTE.....	9
3.10 Wheel ogival end, Shape WOE.....	9
3.11 Spherical, Shape SPH.....	10
3.12 Conical inverse cup, Shape CIC.....	11
3.13 Profiled periphery tapered, Shape PPT.....	12
3.14 Conical inverse flat end, Shape CIF.....	13
3.15 Conical inverse round end, Shape CIR.....	14
3.16 Profiled periphery curved, Shape PPC.....	15
3.17 Profiled periphery pointed, Shape PPP.....	15
3.18 Conical inverse dish, Shape CID.....	16
3.19 Mushroom, Shape MSH.....	17
4 Designation	18
5 Specifications	18
5.1 Material.....	18
5.2 Marking.....	18

Foreword

ISO (the International Organization for Standardization) is a worldwide federation of national standards bodies (ISO member bodies). The work of preparing International Standards is normally carried out through ISO technical committees. Each member body interested in a subject for which a technical committee has been established has the right to be represented on that committee. International organizations, governmental and non-governmental, in liaison with ISO, also take part in the work. ISO collaborates closely with the International Electrotechnical Commission (IEC) on all matters of electrotechnical standardization.

The procedures used to develop this document and those intended for its further maintenance are described in the ISO/IEC Directives, Part 1. In particular the different approval criteria needed for the different types of ISO documents should be noted. This document was drafted in accordance with the editorial rules of the ISO/IEC Directives, Part 2 (see www.iso.org/directives).

Attention is drawn to the possibility that some of the elements of this document may be the subject of patent rights. ISO shall not be held responsible for identifying any or all such patent rights. Details of any patent rights identified during the development of the document will be in the Introduction and/or on the ISO list of patent declarations received (see www.iso.org/patents).

Any trade name used in this document is information given for the convenience of users and does not constitute an endorsement.

For an explanation on the meaning of ISO specific terms and expressions related to conformity assessment, as well as information about ISO's adherence to the WTO principles in the Technical Barriers to Trade (TBT) see the following URL: Foreword - Supplementary information

The committee responsible for this document is ISO/TC 29, *Small tools*, Subcommittee SC 5, *Grinding wheels and abrasives*.

ISO 603 consists of the following parts, under the general title *Bonded abrasive products — Dimensions:*

- *Part 1: Grinding wheels for external cylindrical grinding between centres*
- *Part 2: Grinding wheels for centreless external cylindrical grinding*
- *Part 3: Grinding wheels for internal cylindrical grinding*
- *Part 4: Grinding wheels for surface grinding/peripheral grinding*
- *Part 5: Grinding wheels for surface grinding/face grinding*
- *Part 6: Grinding wheels for tool and tool room grinding*
- *Part 7: Grinding wheels for manually guided grinding*
- *Part 8: Grinding wheels for deburring and fettling/snagging*
- *Part 9: Grinding wheels for high-pressure grinding*
- *Part 10: Stones for honing and superfinishings*
- *Part 11: Hand finishing sticks*
- *Part 12: Grinding wheels for deburring and fettling on a straight grinder*
- *Part 13: Grinding wheels for deburring and fettling on a vertical grinder*
- *Part 14: Grinding wheels for deburring and fettling/snagging on an angle grinder*
- *Part 15: Grinding wheels for cutting-off on stationary or mobile cutting-off machines*
- *Part 16: Grinding wheels for cutting-off on hand-held power tools*

- *Part 17: Spindle mounted wheels (ISO type 52)*
- *Part 18: Grinding wheels for flat glass edge grinding machines*

iTeh STANDARD PREVIEW
(standards.iteh.ai)

ISO 603-17:2014

<https://standards.iteh.ai/catalog/standards/sist/f6fc14d6-3b0e-464d-8627-890be5e685cc/iso-603-17-2014>

iTeh STANDARD PREVIEW
(standards.iteh.ai)

ISO 603-17:2014

<https://standards.iteh.ai/catalog/standards/sist/f6fc14d6-3b0e-464d-8627-890be5e685cc/iso-603-17-2014>

Bonded abrasive products — Dimensions —

Part 17: Spindle mounted wheels (ISO type 52)

1 Scope

This part of ISO 603 specifies the current shapes, nominal dimensions and limit deviations, in millimetres, of

— Type 52: Spindle mounted wheels.

These bonded abrasive products are intended to be used for hand-held grinding and manually guided or on hand-held power tools guided by hand.

2 Normative references

The following documents, in whole or in part, are normatively referenced in this document and are indispensable for its application. For dated references, only the edition cited applies. For undated references, the latest edition of the referenced document (including any amendments) applies.

ISO 525, *Bonded abrasive products — General requirements*

3 Shapes and dimensions

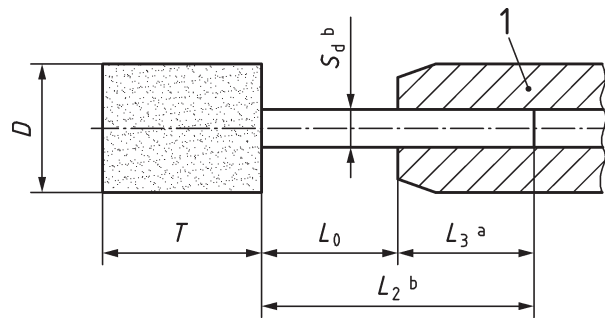
NOTE 1 In all tables below, the “Designation” given in the first column is generated according to the following principle: Shape (= three letter code), D (mm), T (mm), and S_d (mm). For example, the designation for a spindle mounted wheel, shape WPL with $D = 10$ mm, $T = 13$ mm, and $S_d = 6$ mm the designation is “WPL 10 13 06”. As an exception, this rule can only be applied equivalently to [3.11](#), [Table 11](#), because dimension T does not exist for the spherical shape.

NOTE 2 In all tables below, the former code is given in the second column for information only.

3.1 Wheel plain, Shape WPL

See [Figure 1](#) and [Table 1](#).

Dimensions in millimetres



Key

- 1 collet
- a $L_3 \geq 10$.
- b $S_d = 3$ and $L_2 = 30$ or $S_d = 6$ and $L_2 = 40$ or $S_d = 8$ and $L_2 = 40$.

Figure 1 — Wheel plain, Shape WPL

Table 1 — Wheel plain, Shape WPL, $S_d = 3$ mm and $L_2 = 30$ mm or $S_d = 6$ mm and $L_2 = 40$ mm or $S_d = 8$ mm and $L_2 = 40$ mm

Dimensions in millimetres

Designation	Former code	D	T
WPL 03 06 03	W144	3	6
WPL 03 10 03	W145		10
WPL 03 13 03	W146	5	13
WPL 05 06 03	W152		6
WPL 05 10 03	W153	6	10
WPL 05 13 03	W154		13
WPL 06 06 03	W160		6
WPL 06 10 03	W162	8	10
WPL 06 10 06			10
WPL 06 13 03	W163		13
WPL 06 13 06			13
WPL 06 20 03	W164	10	20
WPL 08 10 03	W169		10
WPL 08 10 06			10
WPL 08 13 03	W170		13
WPL 08 20 03	W171	10	20
WPL 10 10 03	W175		10
WPL 10 10 06			10
WPL 10 13 03	W176		13
WPL 10 13 06		13	
WPL 10 20 03	W177	10	20
WPL 10 20 06			20
WPL 10 25 03	W178		25
WPL 10 25 06			25
WPL 10 32 06	W179	10	32

Table 1 (continued)

Designation	Former code	D	T
WPL 13 03 03 WPL 13 03 06	W182	13	3
WPL 13 06 03 WPL 13 06 06	W183		6
WPL 13 13 03 WPL 13 13 06	W185		13
WPL 13 20 03 WPL 13 20 06	W186		20
WPL 13 25 03 WPL 13 25 06	W187		25
WPL 13 40 06	W188		40
WPL 16 20 03 WPL 16 20 06	W195	16	20
WPL 16 25 03 WPL 16 25 06	W196		25
WPL 16 50 06	W197		50
WPL 20 06 03 WPL 20 06 06	W201	20	6
WPL 20 10 03 WPL 20 10 06	W202		10
WPL 20 20 03 WPL 20 20 06	W204		20
WPL 20 25 06	W205		25
WPL 20 32 06	W206		32
WPL 20 38 06	W207		38
WPL 20 50 06	W208		50
WPL 25 03 03 WPL 25 03 06	W215		25
WPL 25 06 03 WPL 25 06 06	W216	6	
WPL 25 10 06	W217	10	
WPL 25 13 06	W218	13	
WPL 25 20 06	W219	20	
WPL 25 25 06	W220	25	
WPL 25 32 06 WPL 25 32 08	W221	32	
WPL 25 50 06 WPL 25 50 08	W222	50	
WPL 32 06 06	W225	32	6
WPL 32 10 06	W226		10
WPL 32 20 06	W228		20
WPL 32 32 06 WPL 32 32 08	W230		32
WPL 32 50 06	W232		50
WPL 38 06 06	W235	38	6
WPL 38 13 06	W236		13
WPL 38 38 06 WPL 38 38 08	W238		38

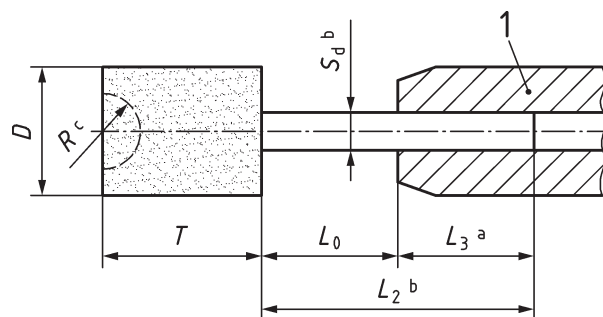
Table 1 (continued)

Designation	Former code	D	T
WPL 40 20 06 WPL 40 20 08	W237	40	20
WPL 50 25 06 WPL 50 25 08	W242	50	25

3.2 Wheel concave end, Shape WCC

See [Figure 2](#) and [Table 2](#).

Dimensions in millimetres



Key

- 1 collet
- a $L_3 \geq 10$.
- b $S_d = 3$ and $L_2 = 30$ or $S_d = 6$ and $L_2 = 40$.
- c R is specified by the manufacturer.

iTeh STANDARD PREVIEW
(standards.iteh.ai)

ISO 603-17:2014
<https://standards.iteh.ai/catalog/standards/sist/f6fc14d6-3b0e-464d-8627-890be5e685cc/iso-603-17-2014>

Figure 2 — Wheel concave end, Shape WCC

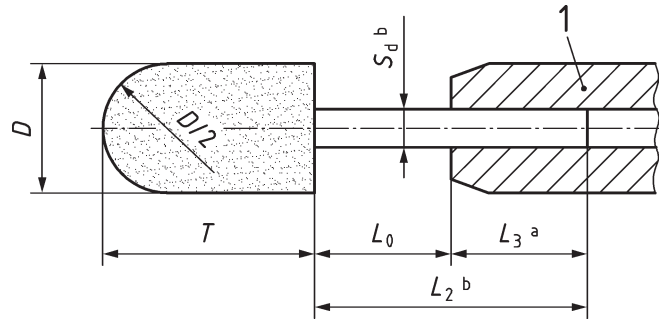
Table 2 — Wheel concave end, Shape WCC, $S_d = 3$ mm and $L_2 = 30$ mm or $S_d = 6$ mm and $L_2 = 40$ mm

Dimensions in millimetres

Designation	Former code	D	T
WCC 06 13 03	B135	6	13
WCC 10 13 06	B132	10	13
WCC 10 10 03	B133		10
WCC 10 13 03	B132		13
WCC 13 13 03 WCC 13 13 06	B131	13	13
WCC 20 30 06	A39	20	30
WCC 25 25 06	A38	25	25

3.3 Wheel round end, Shape WRE

See [Figure 3](#) and [Table 3](#).



Key

- 1 collet
- a $L_3 \geq 10$.
- b $S_d = 6$ and $L_2 = 40$.

Figure 3 — Wheel round end, Shape WRE

Table 3 — Wheel round end, Shape WRE, $S_d = 6$ mm and $L_2 = 40$ mm

Dimensions in millimetres

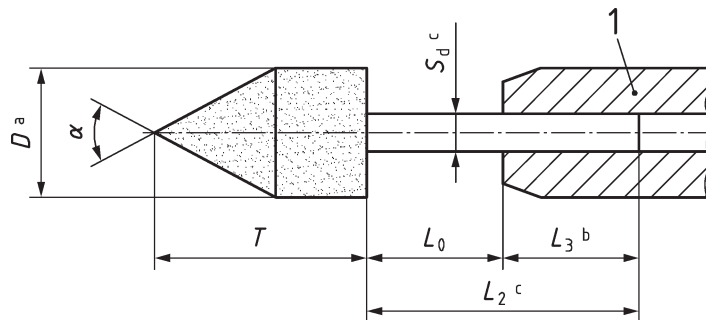
Designation	Former code	D	T
WRE 06 20 06	A24	6	20
WRE 25 25 06	A21	25	25

3.4 Wheel conical end, Shape WCE

ISO 603-17:2014
<https://standards.iteh.ai/catalog/standards/sist/f6fc14d6-3b0e-464d-8627-890be5e685cc/iso-603-17-2014>

See [Figure 4](#) and [Table 4](#).

Dimensions in millimetres



Key

- 1 collet
- a For $D \leq 20$ mm is $\alpha = 60^\circ$. For $D > 20$ mm is $\alpha = 90^\circ$.
- b $L_3 \geq 10$.
- c $S_d = 3$ and $L_2 = 40$ or $S_d = 6$ and $L_2 = 40$.
- d α is specified by the manufacturer.

Figure 4 — Wheel conical end, Shape WCE