

---

---

**Resilient floor coverings — Determination  
of peel resistance**

*Revêtements de sol résilients — Détermination de la résistance au  
pelage*

**iTeh STANDARD PREVIEW**  
**(standards.iteh.ai)**

[ISO 24345:2006](https://standards.iteh.ai/catalog/standards/sist/8439a98e-ec6b-4ef5-9ca8-cecaf9ac193e/iso-24345-2006)

[https://standards.iteh.ai/catalog/standards/sist/8439a98e-ec6b-4ef5-9ca8-  
cecaf9ac193e/iso-24345-2006](https://standards.iteh.ai/catalog/standards/sist/8439a98e-ec6b-4ef5-9ca8-cecaf9ac193e/iso-24345-2006)



**PDF disclaimer**

This PDF file may contain embedded typefaces. In accordance with Adobe's licensing policy, this file may be printed or viewed but shall not be edited unless the typefaces which are embedded are licensed to and installed on the computer performing the editing. In downloading this file, parties accept therein the responsibility of not infringing Adobe's licensing policy. The ISO Central Secretariat accepts no liability in this area.

Adobe is a trademark of Adobe Systems Incorporated.

Details of the software products used to create this PDF file can be found in the General Info relative to the file; the PDF-creation parameters were optimized for printing. Every care has been taken to ensure that the file is suitable for use by ISO member bodies. In the unlikely event that a problem relating to it is found, please inform the Central Secretariat at the address given below.

**iTeh STANDARD PREVIEW**  
**(standards.iteh.ai)**

ISO 24345:2006

<https://standards.iteh.ai/catalog/standards/sist/8439a98e-ec6b-4ef5-9ca8-cccaf9ac193e/iso-24345-2006>

© ISO 2006

All rights reserved. Unless otherwise specified, no part of this publication may be reproduced or utilized in any form or by any means, electronic or mechanical, including photocopying and microfilm, without permission in writing from either ISO at the address below or ISO's member body in the country of the requester.

ISO copyright office  
Case postale 56 • CH-1211 Geneva 20  
Tel. + 41 22 749 01 11  
Fax + 41 22 749 09 47  
E-mail [copyright@iso.org](mailto:copyright@iso.org)  
Web [www.iso.org](http://www.iso.org)

Published in Switzerland

## Foreword

ISO (the International Organization for Standardization) is a worldwide federation of national standards bodies (ISO member bodies). The work of preparing International Standards is normally carried out through ISO technical committees. Each member body interested in a subject for which a technical committee has been established has the right to be represented on that committee. International organizations, governmental and non-governmental, in liaison with ISO, also take part in the work. ISO collaborates closely with the International Electrotechnical Commission (IEC) on all matters of electrotechnical standardization.

International Standards are drafted in accordance with the rules given in the ISO/IEC Directives, Part 2.

The main task of technical committees is to prepare International Standards. Draft International Standards adopted by the technical committees are circulated to the member bodies for voting. Publication as an International Standard requires approval by at least 75 % of the member bodies casting a vote.

Attention is drawn to the possibility that some of the elements of this document may be the subject of patent rights. ISO shall not be held responsible for identifying any or all such patent rights.

ISO 24345 was prepared by Technical Committee ISO/TC 219, *Floor coverings*.

## iTeh STANDARD PREVIEW (standards.iteh.ai)

ISO 24345:2006

<https://standards.iteh.ai/catalog/standards/sist/8439a98e-ec6b-4ef5-9ca8-cecaf9ac193e/iso-24345-2006>

**iTeh STANDARD PREVIEW**  
**(standards.iteh.ai)**

ISO 24345:2006

<https://standards.iteh.ai/catalog/standards/sist/8439a98e-ec6b-4ef5-9ca8-cecaf9ac193e/iso-24345-2006>

# Resilient floor coverings — Determination of peel resistance

## 1 Scope

This International Standard describes a method for determining the resistance against separation of two layers of a resilient floor covering by peeling.

## 2 Terms and definitions

For the purposes of this document, the following terms and definitions apply.

### 2.1

#### peel resistance

force applied to the width of one layer of a resilient floor covering which separates it from the adjacent layer

## 3 Principle

**iTeh STANDARD PREVIEW**  
**(standards.iteh.ai)**

The force required to separate layers of a test piece by peeling is measured.

[ISO 24345:2006](https://standards.iteh.ai/catalog/standards/sist/8439a98e-ec6b-4ef5-9ca8-cecaf9ac193e/iso-24345-2006)

## 4 Apparatus

<https://standards.iteh.ai/catalog/standards/sist/8439a98e-ec6b-4ef5-9ca8-cecaf9ac193e/iso-24345-2006>

### 4.1 Tensile testing machine, with suitable load cell and a recording device.

The machine shall be capable of maintaining the testing speed required (see 7.2).

## 5 Sampling and selection of specimens

Take a representative sample from the available material. Take six test pieces at regular distances from the sample, the distance between the outer edge of the sample and the nearest edge of the test piece being at least 100 mm, of minimum length 150 mm and width  $(50 \pm 1)$  mm, three cut in the machine direction and three cut in the transverse direction (see Figure 1).

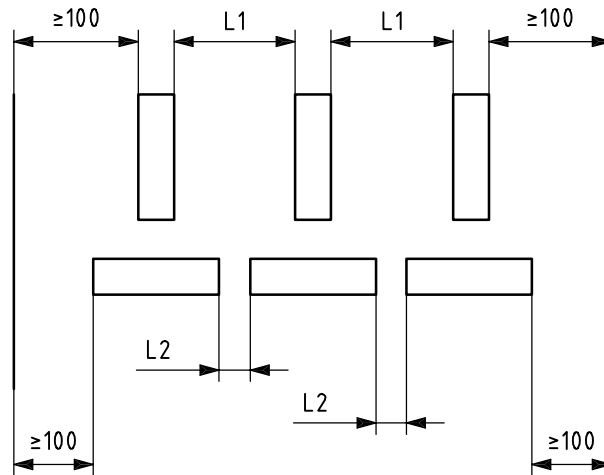


Figure 1 — Sampling and selection of specimens

## 6 Atmosphere for conditioning and testing

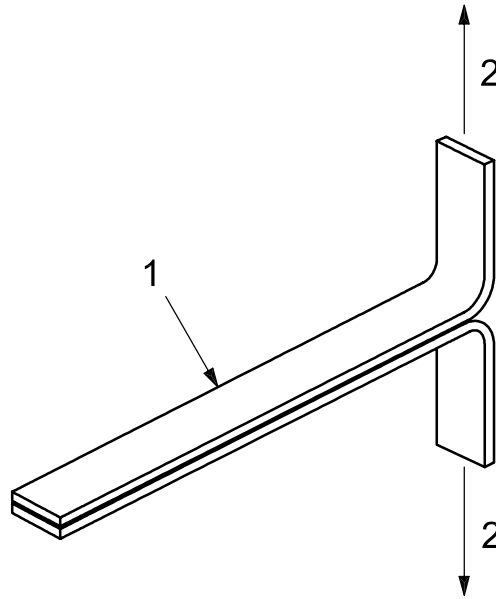
Condition the test piece(s) at a temperature of  $(23 \pm 2)$  °C and relative humidity of  $(50 \pm 5)$  % for a minimum of 24 h. Maintain these conditions when conducting the test. Take notice of 7.1.

(standards.iteh.ai)

## 7 Test procedure

ISO 24345:2006

7.1 Effect the initial separation of the two layers over a sufficient length to permit the test piece to be fixed in the jaws of the tensile testing machine (Figure 2). If a solvent is used for initial separation, remove it by storing the test piece in a ventilated oven at 60 °C for two hours, followed by normal conditioning as described in Clause 6.

**Key**

- 1 test piece
- 2 direction of pull

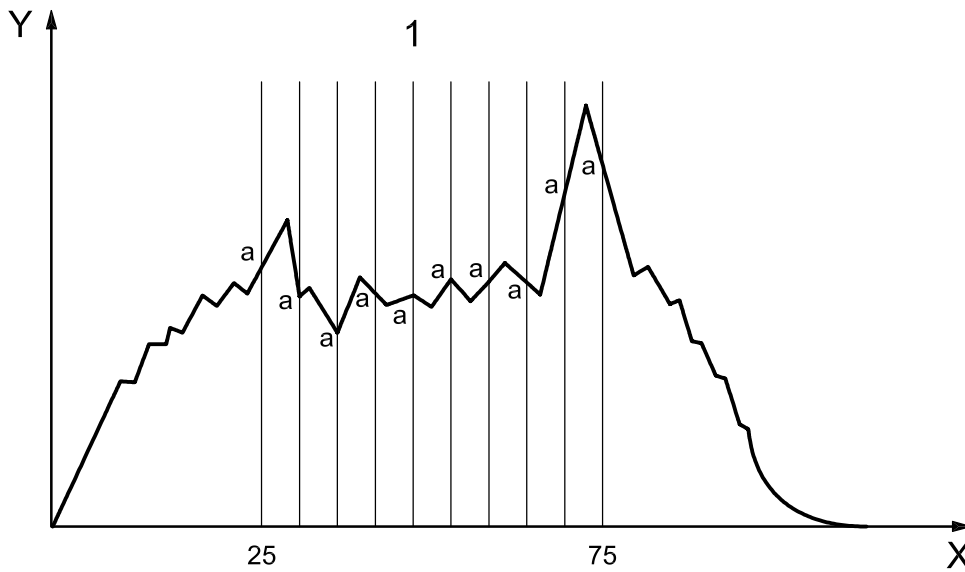
**Figure 2 — Specimen fixing**

**7.2** Place the test piece in the jaws (which are approximately 50 mm apart) of the tensile testing machine so that the tension will be applied evenly over the width of the test piece. Set the machine and its recording device in operation such that the speed of separation is  $(100 \pm 5)$  mm/min. Record the separation force which continues beyond the initial separation.

**7.3** Repeat the test on the remaining test pieces.

## 8 Calculation and expression of results

Ignore the first and last quarter of the full length of the graph for each test piece. Spread a screen as shown in Figure 3 over the graph, and record the forces at the cross points in newtons. Calculate the mean value of the peel resistance (2.1) for each test piece rounded to the nearest 5 N. Also calculate the mean value of the peel resistance for each direction from the measurements taken and express the result rounded to the nearest 5 N in newtons per 50 mm.



**Key**

- X Trace length, %
- Y Force, newtons
- 1 screen
- a crosspoints

**iTeh STANDARD PREVIEW**  
 Figure 3 — Schematic diagram of a typical trace  
 (standards.iteh.ai)

**9 Precision statement**

<https://standards.iteh.ai/catalog/standards/sist/8439a98e-ec6b-4ef5-9ca8-c6ca9ac193e/iso-24345-2006>

An interlaboratory test will be conducted to determine the precision of this method.

**10 Test report**

The test report shall include the following information:

- a) a statement that the tests were performed in accordance with this International Standard (ISO 24345:2006);
- b) the date(s) at which the tests were carried out;
- c) complete identification of the product tested, including type, source, colour, and manufacturer’s reference number(s);
- d) the previous history of the sample;
- e) any deviation from this International Standard which may have effected the results;
- f) if normal delamination occurred:
  - 1) the mean value of the peel resistance for each direction;
  - 2) the minimum values for each direction;
- g) if normal delamination did not occur, the manner in which the test pieces failed to delaminate.

## Bibliography

- [1] EN 431, *Resilient floor coverings — Determination of peel resistance*
- [2] JIS A 1454, *Test Methods — Resilient floor coverings*, Paragraph 6.15: *Peel strength test*

**iTeh STANDARD PREVIEW**  
**(standards.iteh.ai)**

[ISO 24345:2006](https://standards.iteh.ai/catalog/standards/sist/8439a98e-ec6b-4ef5-9ca8-cecaf9ac193e/iso-24345-2006)

<https://standards.iteh.ai/catalog/standards/sist/8439a98e-ec6b-4ef5-9ca8-cecaf9ac193e/iso-24345-2006>