

**SLOVENSKI STANDARD**  
**kSIST-TP FprCEN/TR 16798-10:2016**  
**01-december-2016**

---

**[Not translated]**

Energy performance of buildings - Part 10: Ventilation for buildings - Methods for the calculation of the energy performance of cooling systems - General - Technical report - Interpretation of the requirements in EN 16798-9 - Modules M4-1, M4-4, M4-9

Energieeffizienz von Gebäuden - Teil 10: Lüftung von Gebäuden - Modul 4-1 - Berechnungsmethoden für energetische Anforderungen von Kühlsystemen - Allgemeine Festlegungen - Technischer Report zur Interpretation der Festlegungen in EN 16798-9

Performance énergétique des bâtiments - Partie 10 : Ventilation des bâtiments - Méthodes de calcul des besoins énergétique des systèmes de refroidissement - Généralités - Rapport technique - Interprétation des exigences de la norme EN 16798-9 - Modules M4-1,M4-4, M4-9

**Ta slovenski standard je istoveten z: FprCEN/TR 16798-10**

---

**ICS:**

91.140.30	Prezračevalni in klimatski sistemi	Ventilation and air-conditioning systems
-----------	------------------------------------	--

**kSIST-TP FprCEN/TR 16798-10:2016 en**



TECHNICAL REPORT  
RAPPORT TECHNIQUE  
TECHNISCHER BERICHT

**FINAL DRAFT**  
**FprCEN/TR 16798-10**

November 2016

ICS 91.120.10; 91.140.30

English Version

**Energy performance of buildings - Part 10: Ventilation for  
buildings - Methods for the calculation of the energy  
performance of cooling systems - General - Technical  
report - Interpretation of the requirements in EN 16798-9  
- Modules M4-1, M4-4, M4-9**

Performance énergétique des bâtiments - Partie 10 :  
Ventilation des bâtiments - Méthodes de calcul des  
besoins énergétique des systèmes de refroidissement -  
Généralités - Rapport technique - Interprétation des  
exigences de la norme EN 16798-9 - Modules M4-1, M4-  
4, M4-9

Energieeffizienz von Gebäuden - Teil 10: Lüftung von  
Gebäuden - Modul 4-1 - Berechnungsmethoden für  
energetische Anforderungen von Kühlsystemen -  
Allgemeine Festlegungen - Technischer Report zur  
Interpretation der Festlegungen in EN 16798-9

This draft Technical Report is submitted to CEN members for Vote. It has been drawn up by the Technical Committee CEN/TC 156.

CEN members are the national standards bodies of Austria, Belgium, Bulgaria, Croatia, Cyprus, Czech Republic, Denmark, Estonia, Finland, Former Yugoslav Republic of Macedonia, France, Germany, Greece, Hungary, Iceland, Ireland, Italy, Latvia, Lithuania, Luxembourg, Malta, Netherlands, Norway, Poland, Portugal, Romania, Slovakia, Slovenia, Spain, Sweden, Switzerland, Turkey and United Kingdom.

Recipients of this draft are invited to submit, with their comments, notification of any relevant patent rights of which they are aware and to provide supporting documentation.

**Warning :** This document is not a Technical Report. It is distributed for review and comments. It is subject to change without notice and shall not be referred to as a Technical Report.



EUROPEAN COMMITTEE FOR STANDARDIZATION  
COMITÉ EUROPÉEN DE NORMALISATION  
EUROPÄISCHES KOMITEE FÜR NORMUNG

**CEN-CENELEC Management Centre: Avenue Marnix 17, B-1000 Brussels**

# Contents

Page

European foreword.....	4
Introduction .....	7
1 Scope .....	9
2 Normative references .....	9
3 Terms and definitions .....	9
4 Symbols, subscripts and abbreviations.....	9
4.1 Symbols.....	9
4.2 Subscripts.....	9
4.3 Abbreviations .....	9
5 Brief description of the methods.....	10
5.1 General.....	10
5.2 Output of the methods.....	10
5.3 General description of the methods .....	11
5.3.1 General.....	11
5.3.2 Method 1 (simplified).....	11
5.3.3 Method 2 (detailed).....	14
5.4 Selection criteria between the methods.....	15
6 Calculation method 1 (simplified) .....	15
6.1 Output data.....	15
6.2 Calculation time interval and calculation period.....	15
6.2.1 Calculation interval .....	15
6.2.2 Calculation period.....	15
6.3 Input data.....	15
6.4 Calculation procedure, method 1 .....	16
6.4.1 Applicable time intervals .....	16
6.4.2 Operating conditions calculation .....	16
6.4.3 Energy calculation .....	16
7 Calculation method 2 (detailed) .....	17
7.1 Output data.....	17
7.2 Calculation time interval and calculation period.....	17
7.2.1 Calculation interval .....	17
7.2.2 Calculation period.....	17
7.3 Input data.....	17
7.4 Calculation procedure .....	17
7.4.1 Applicable calculation intervals .....	17
7.4.2 Operating conditions calculation .....	18
7.4.3 Energy calculation .....	19
8 Energy performance expression.....	20
9 Quality control .....	20
10 Compliance check.....	20
11 Worked out examples, method 1.....	20

11.1	Example 1 .....	20
11.1.1	Description.....	20
11.1.2	Calculation details .....	24
11.1.3	Observations .....	24
12	Worked out examples, method 2 .....	25
12.1	Example 2 .....	25
12.1.1	Description.....	25
12.1.2	Calculation details .....	36
12.1.3	Remarks and comments.....	36
12.2	Example 3 .....	37
12.2.1	Description.....	37
12.2.2	Calculation details .....	42
12.2.3	Remarks and comments.....	43
13	Validation of the calculation procedures.....	43
14	Ventilative cooling.....	43
14.1	General .....	43
14.2	Method.....	43
14.2.1	Hourly calculation .....	43
14.2.2	Monthly calculation .....	44
Annex A	(informative) Input and method selection data sheet — Template.....	45
A.1	General .....	45
A.2	References.....	45
A.3	Title of A.3 .....	45
A.4	Title of A.4 .....	45
Annex B	(informative) Input and method selection data sheet — Default choices .....	46
B.1	General .....	46
B.2	References.....	46
B.3	Title of B.3 .....	46
B.4	Title of B.4 .....	46
Annex C	(informative) System overview and required functionalities.....	47
Annex D	(informative) Calculation examples.....	48
D.1	Spreadsheet.....	48
D.2	Example 1 .....	49
D.3	Example 2 .....	53
Bibliography	.....	61

## European foreword

This document (FprCEN/TR 16798-10:2016) has been prepared by Technical Committee CEN/TC 156 “Ventilation for buildings”, the secretariat of which is held by BSI.

This document is currently submitted to the Vote on TR.

This document has been prepared under a mandate given to CEN by the European Commission and the European Free Trade Association.

This standard has been produced to meet the requirements of Directive 2010/31/EU 19 May 2010 on the energy performance of buildings (recast), referred to as “recast EPBD”.

For the convenience of Standards users CEN/TC 156, together with responsible Working Group Convenors, have prepared a simple table below relating, where appropriate, the relationship between the ‘EPBD’ and ‘recast EPBD’ standard numbers prepared by Technical Committee CEN/TC 156 “Ventilation for buildings”.

EPBD EN Number	Recast EPBD EN Number	Title
EN 15251	EN 16798-1	Energy performance of buildings — Part 1: Indoor environmental input parameters for design and assessment of energy performance of buildings addressing indoor air quality, thermal environment, lighting and acoustics — Module M1-6 (revision of EN 15251)
N/A	CEN/TR 16798-2	Energy performance of buildings — Part 2: Indoor environmental input parameters for design and assessment of energy performance of buildings addressing indoor air quality, thermal environment, lighting and acoustics — Module M1-6 — Technical report — Interpretation of the requirements in EN 16798-1
EN 13779	EN 16798-3	Energy performance of buildings — Part 3: Ventilation for non-residential buildings — Performance requirements for ventilation and room-conditioning systems (revision of EN 13779)
N/A	CEN/TR 16798-4	Energy performance of buildings — Part 4: Ventilation for non-residential buildings — Performance requirements for ventilation, air conditioning and room-conditioning systems — Technical Report — Interpretation of the requirements in EN 16798-3
EN 15241	EN 16798-5-1	Energy performance of buildings — Modules M5-6, M5-8, M6-5, M6-8, M7-5, M7-8 — Ventilation for buildings — Calculation methods for energy requirements of ventilation and air conditioning systems — Part 5-1: Distribution and generation — Method 1 (revision of EN 15241)

EPBD EN Number	Recast EPBD EN Number	Title
EN 15241	EN 16798-5-2	Energy performance of buildings — Modules M5-6.2, M5-8.2 — Ventilation for buildings — Calculation methods for energy requirements of ventilation systems — Part 5-2: Distribution and generation — Method 2 (revision of EN 15241)
N/A	CEN/TR 16798-6	Energy performance of buildings — Part 6: Ventilation for buildings — Modules M5-6, M5-8, M6-5, M6-8, M7-5, M7-8 — Calculation methods for energy requirements of ventilation and air conditioning systems — Technical report — Interpretation of the requirements in EN 16798-5-1 and EN 16798-5-2
EN 15242	EN 16798-7	Energy performance of buildings — Part 7: Ventilation for buildings — Modules M5-1, M5-5, M5-6, M5-8 — Calculation methods for the determination of air flow rates in buildings including infiltration (revision of EN 15242)
N/A	CEN/TR 16798-8	Energy performance of buildings — Part 8: Ventilation for buildings — Modules M5-1, M5-5, M5-6, M5-8 — Calculation methods for the determination of air flow rates in buildings including infiltration — Technical report — Interpretation of the requirements in EN 16798-7
EN 15243	EN 16798-9	Energy performance of buildings — Part 9: Ventilation for buildings — Module M4-1, M4-4, M4-9 — Calculation methods for energy requirements — Calculation methods for energy requirements of cooling systems — General (revision of EN 15243)
N/A	CEN/TR 16798-10	Energy performance of buildings — Part 10: Ventilation for buildings — Methods for the calculation of the energy performance of cooling systems — General — Technical report — Interpretation of the requirements in EN 16798-9 — Modules M4-1, M4-4, M4-9
N/A	EN 16798-13	Energy performance of buildings — Part 13: Module M4-8 — Calculation of cooling systems — Generation
N/A	CEN/TR 16798-14	Energy performance of buildings — Part 14: Module M4-8 — Calculation of cooling systems — Generation — Technical report — Interpretation of the requirements in EN 16798-13
N/A	EN 16798-15	Energy performance of buildings — Part 15: Module M4-7 — Calculation of cooling systems — Storage
N/A	CEN/TR 16798-16	Energy performance of buildings — Module M4-7 — Calculation of cooling systems — Storage — Part 16: Technical report — Explanation of the requirements of EN 16798-15

**FprCEN/TR 16798-10:2016 (E)**

EPBD EN Number	Recast EPBD EN Number	Title
EN 15239 and EN 15240	EN 16798-17	Energy performance of buildings — Part 17: Ventilation for buildings — Guidelines for inspection of ventilation and air conditioning systems, Module M4-11, M5-11, M6-11, M7-11
N/A	CEN/TR 16798-18	Energy performance of buildings — Part 18: Ventilation for buildings — Module M4-11, M5-11, M6-11, M7-11 — Guidelines for inspection of ventilation and air-conditioning systems — Technical report — Interpretation of the requirements in EN 16798-17

**iTeh STANDARD PREVIEW**  
**(standards.iteh.ai)**

SIST-TP CEN/TR 16798-10:2018

<https://standards.iteh.ai/catalog/standards/sist/cafaa510-2989-46bc-973b-9ab16b9d9329/sist-tp-cen-tr-16798-10-2018>



## Introduction

### The set of EPB standards, technical reports and supporting tools

In order to facilitate the necessary overall consistency and coherence, in terminology, approach, input/output relations and formats, for the whole set of EPB-standards, the following documents and tools are available:

- a) a document with basic principles to be followed in drafting EPB-standards: CEN/TS 16628, *Energy Performance of Buildings — Basic Principles for the set of EPB standards* [3];
- b) a document with detailed technical rules to be followed in drafting EPB-standards; CEN/TS 16629, *Energy Performance of Buildings — Detailed Technical Rules for the set of EPB-standards* [4];
- c) the detailed technical rules are the basis for the following tools:
  - 1) a common template for each EPB-standard, including specific drafting instructions for the relevant clauses;
  - 2) a common template for each technical report that accompanies an EPB standard or a cluster of EPB standards, including specific drafting instructions for the relevant clauses;
  - 3) a common template for the spreadsheet that accompanies each EPB standard, to demonstrate the correctness of the EPB calculation procedures.

Each EPB-standard follows the basic principles and the detailed technical rules and relates to the overarching EPB-standard, prEN ISO 52000-1.

One of the main purposes of the revision of the EPB-standards is to enable that laws and regulations directly refer to the EPB-standards and make compliance with them compulsory. This requires that the set of EPB-standards consists of a systematic, clear, comprehensive and unambiguous set of energy performance procedures. The number of options provided is kept as low as possible, taking into account national and regional differences in climate, culture and building tradition, policy and legal frameworks (subsidiarity principle). For each option, an informative default option is provided (Annex B).

### Rationale behind the EPB technical reports

There is a risk that the purpose and limitations of the EPB standards will be misunderstood, unless the background and context to their contents – and the thinking behind them – is explained in some detail to readers of the standards. Consequently, various types of informative content are recorded and made available for users to properly understand, apply and nationally or regionally implement the EPB standards.

If this explanation would have been attempted in the standards themselves, the result is likely to be confusing and cumbersome, especially if the standards are implemented or referenced in national or regional building codes.

Therefore each EPB standard is accompanied by an informative technical report, like this one, where all informative content is collected, to ensure a clear separation between normative and informative contents (see CEN/TS 16629 [4]):

- to avoid flooding and confusing the actual normative part with informative content,
- to reduce the page count of the actual standard; and

**FprCEN/TR 16798-10:2016 (E)**

- to facilitate understanding of the set of EPB standards.

This was also one of the main recommendations from the European CENSE project [10] that laid the foundation for the preparation of the set of EPB standards.

**This Technical Report**

This Technical Report accompanies the EPB standard on the general part of the calculation of the energy performance of cooling systems. It relates to the standard FprEN 16798-9, which forms part of a set of standards related to the evaluation of the energy performance of buildings (EPB).

The role and the positioning of the accompanied standard in the set of EPB standards is defined in the Introduction to the standard.

**Accompanying spreadsheet(s)**

Concerning the accompanied standard FprEN 16798-9, the following spreadsheets were produced:

- on FprEN 16798-9, for the simplified method;
- on FprEN 16798-9, for the detailed method;
- on FprEN 16798-9, for the detailed method, as a master in combination with those on prEN 15316-2, prEN 15316-3, EN 16798-5-1, EN 16798-7, EN 16798-13 and EN 16798-15.

In this technical report, examples of each of these calculation sheets are included.

iteh STANDARD PREVIEW  
(standards.iteh.ai)

SIST-TP CEN/TR 16798-10:2018

<https://standards.iteh.ai/catalog/standards/sist/cafaa510-2989-46bc-973b-9ab16b9d9329/sist-tp-cen-tr-16798-10-2018>

## 1 Scope

This Technical Report refers to the standard FprEN 16798-9.

It contains information to support the correct understanding, use and national adaptation this standard.

## 2 Normative references

The following documents, in whole or in part, are normatively referenced in this document and are indispensable for its application. For dated references, only the edition cited applies. For undated references, the latest edition of the referenced document (including any amendments) applies.

NOTE More information on the use of EPB module numbers for normative references between EPB standards is given in ISO/PRF TR 52000-2.

FprEN 16798-9:2016, *Energy performance of buildings — Part 9: Ventilation for buildings — Module M4-1, M4-4, M4-9 — Calculation methods for energy requirements — Calculation methods for energy requirements of cooling systems — General*

prEN ISO 52000-1:2015, *Energy performance of buildings — Overarching EPB assessment — Part 1: General framework and procedures (ISO/DIS 52000-1)*

## 3 Terms and definitions

For the purposes of this document, the terms and definitions given in FprEN 16798-9:2016 apply.

NOTE More information on some key EPB terms and definitions is given in ISO/PRF TR 52000-2.

## 4 Symbols, subscripts and abbreviations

### 4.1 Symbols

For the purposes of this Technical Report, the symbols as mentioned and given in the accompanied EPB standard, FprEN 16798-9, apply.

More information on key EPB symbols is given in ISO/PRF TR 52000-2.

### 4.2 Subscripts

For the purposes of this Technical Report, the subscripts as mentioned and given in the accompanied EPB standard, FprEN 16798-9, apply.

More information on key EPB subscripts is given in ISO/PRF TR 52000-2.

### 4.3 Abbreviations

For the purposes of this Technical Report, the abbreviations as mentioned and given in the accompanied EPB standard, FprEN 16798-9, apply.

More information on key EPB abbreviations is given in ISO/PRF TR 52000-2.

## 5 Brief description of the methods

### 5.1 General

The accompanied EPB standard, FprEN 16798-9, covers two different methods for the calculation of the energy performance of cooling systems: a simplified and a detailed method.

The simplified method 1 requires minimum input data and treats certain areas (like the emission and distribution heat losses and auxiliary energy) by the use of overall factors. The detailed method 2 refers to the outputs provided by the respective standards for the calculation of the losses and the auxiliary energy at all stages, and therefore needs considerably more input data.

### 5.2 Output of the methods

The simplified method 1 covers the calculation of:

- the required cooling generation outlet temperature;
- the required cooling energy to be extracted by the cooling generation system, based on the requirements of the thermal zones and the air handling units (AHUs) calculated according to the module M2-2 and M5-8 standards.
- the cooling energy extracted from the distribution systems, based on the cooling energy extracted by the generation system according to the M4-8 standard, considering possible priorities;
- the cooling energy extracted from the thermal zones and the AHUs, considering the emission losses according to the M4-5 standard and the distribution losses according to the M4-6 standard;

In addition to the above, the detailed method 2 covers the calculation of:

- the flow and return water temperatures in the cooling distribution systems, based on the required values;
- the volume flow rates of the cooling distribution systems;
- possible storage effects according to the M4-7 standard cooling energy extracted from the distribution systems.

The interval of the output can be:

- yearly;
- monthly;
- hourly;
- bin.

Based on both methods, there are formulae given for the calculation of technical system performance indicators for cooling systems.

## 5.3 General description of the methods

### 5.3.1 General

In this and all subsequent calculation methods, cooling energy is defined as extracted heat in the exact physical meaning. Positive values mean heat taken out of the system. Heat flows generally have opposite direction of the related flow rates.

### 5.3.2 Method 1 (simplified)

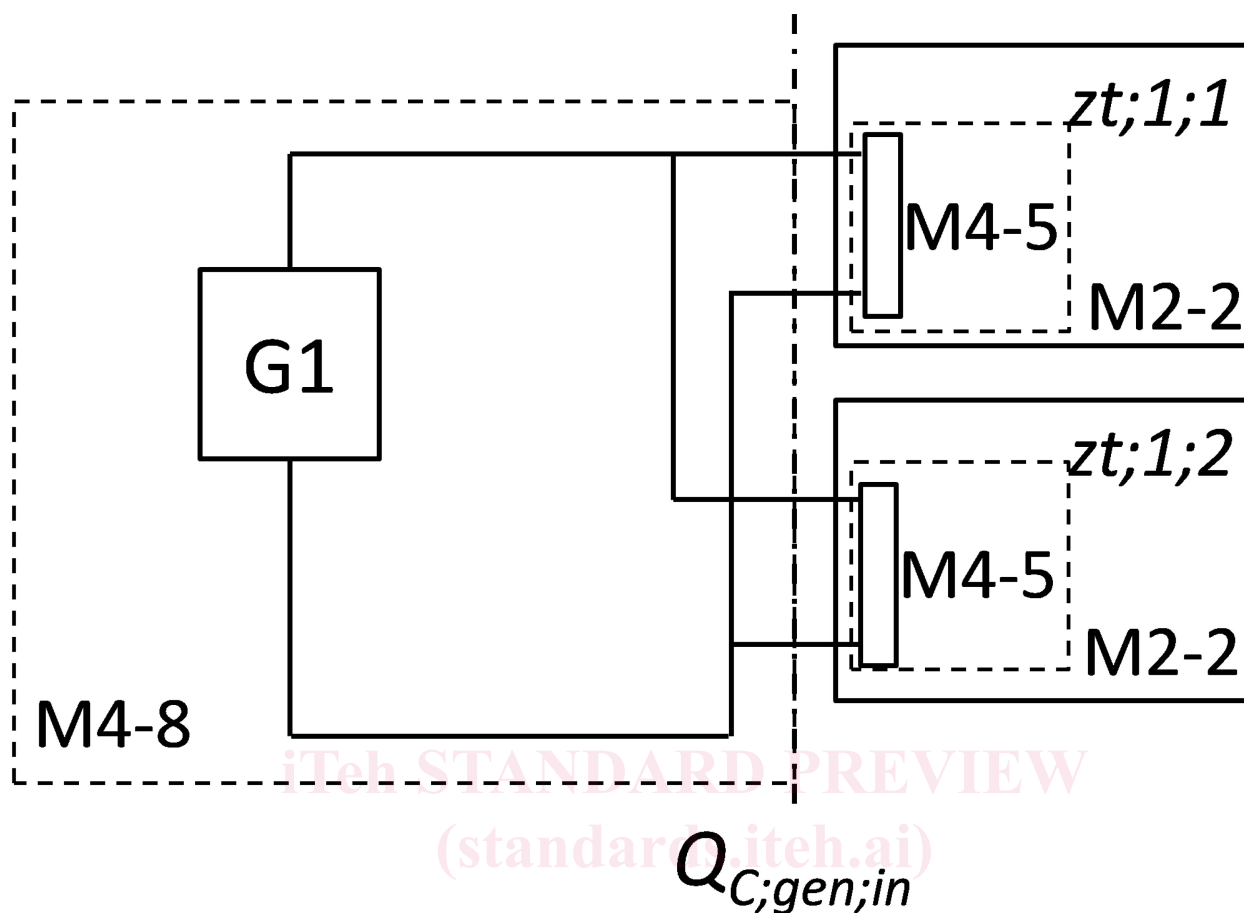
This calculation method:

- defines how to collect the cooling energy requirements from the thermal zones, calculated according to the M2-2 standard and from the AHUs, calculated according to the M5-8 standards, connected to a distribution system;
- describes the calculation of the emission losses and the distribution losses and auxiliary energy using an overall factor approach;
- gives a method on how to dispatch the cooling energy extracted by the cooling generation, calculated according to the M4-8 standard, to different distribution systems, considering possible priorities.

The method can be used for both water based and direct expansion (DX) systems. In case of water based systems, the method is simplified against method 2 and covers not all possibilities of the latter.

The list above indicates that the method describes generally a mechanical system from the cooling generation to the thermal zones and to the AHUs served by the system.

In case of DX systems, the generation system reacts directly to the required cooling energy in the thermal zones or the AHUs served by a system, and the distribution calculation as well as the load dispatching is not needed. The distribution losses are assumed to be integrated in the generation calculation, more specifically in the generator characteristics. The distinction is made between zone based emitters and air based distribution systems. An overview of the relations to the different modules, the boundaries and the involved indices used in the formulae for zone based emitter DX systems is given in Figure 1.



**Figure 1 — Relation to modules, boundaries and involved indices for DX systems with zone based emitters**

An overview of the relations to the different modules, the boundaries and the involved indices used in the formulae for air distribution based DX systems is given in Figure 2 and for water based systems in Figure 3.

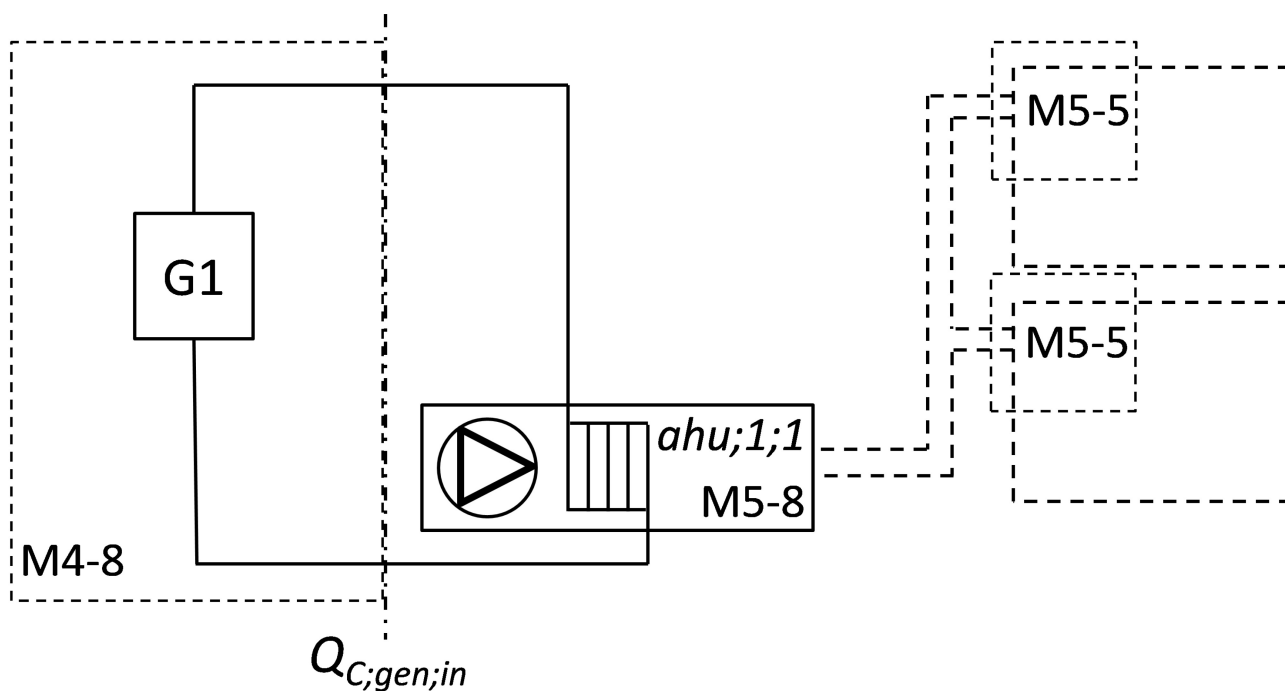


Figure 2— Relation to modules, boundaries and involved indices for air distribution based DX systems

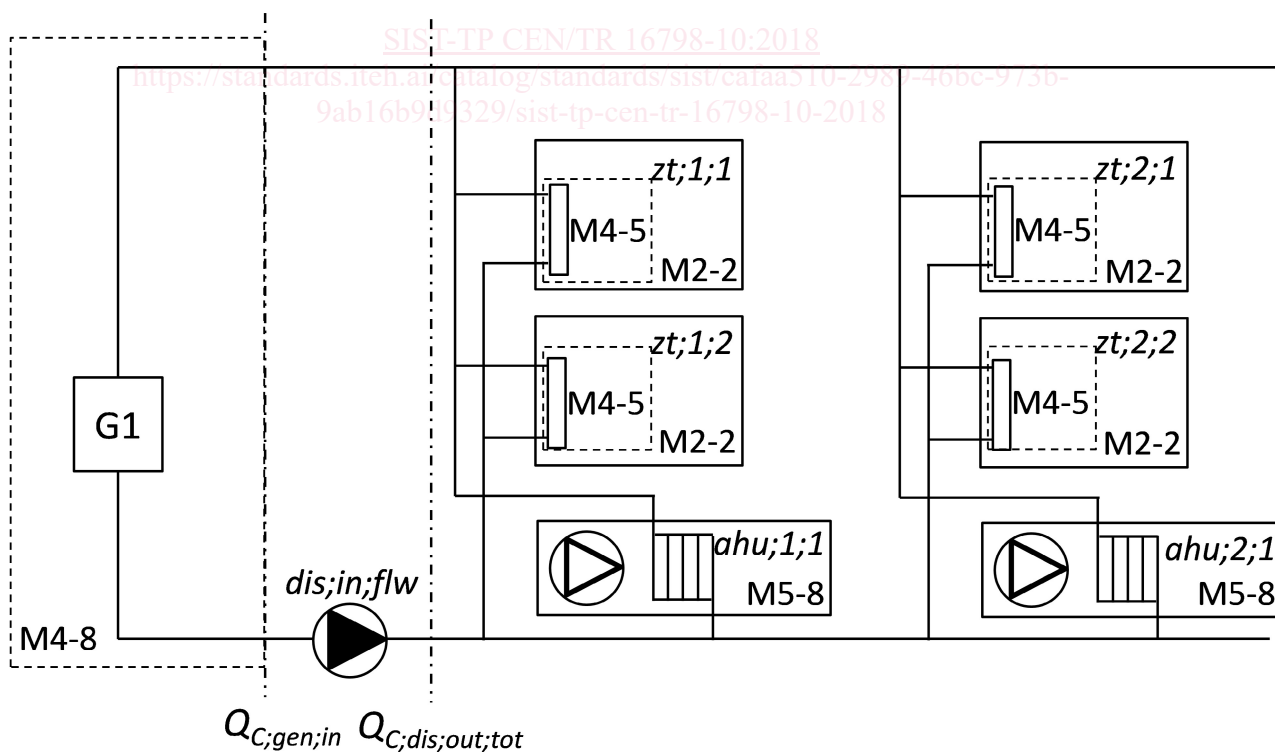


Figure 3 — Relation to modules, boundaries and involved indices for water based systems